

Aalto University, Course on participatory planning, Aalto University, March 27, 2023

EVALUATING CITIZEN PARTICIPATION IN URBAN CONTEXT

Mikko Rask

University of Helsinki

OBJECTIVE
OF THE
LECTURE

Learn about the Co-creation
Radar method for evaluating
citizen participation



Review and discuss the case
of OmaStadi



CRISIS OF DEMOCRACY

- Failure of democratic institutions to address the needs and interests of urban communities.
- Many people feel excluded from the planning process, which leads to a lack of trust and legitimacy in the decisions made by authorities.



Japan - World Wide Views on Climate & Energy 201

DEMOCRATIC INNOVATIONS

- Democratic innovations empower citizens and ensure their voices are heard in planning, creating more legitimate and sustainable decisions.
- Innovations include participatory budgeting, citizen juries, and collaborative planning.
- To implement, planners must foster a culture of participation, provide accessible and inclusive platforms, and cede some control to citizens.
- These innovations build trust and create opportunities for social learning.
- A powerful remedy to the crisis of democracy, leading to more equitable and sustainable cities.

Levels \ Stages	Agenda setting	Alternatives creation	Decision-making	Implementation
Micro (Individual)	Citizen science		Referendum	Crowdsourcing
Meso (Collective)	Digital Citizens' panel	Deliberative poll	Participatory budgeting	Fourth sector (social enterprise)
Macro (Culture)			Citizen committee	

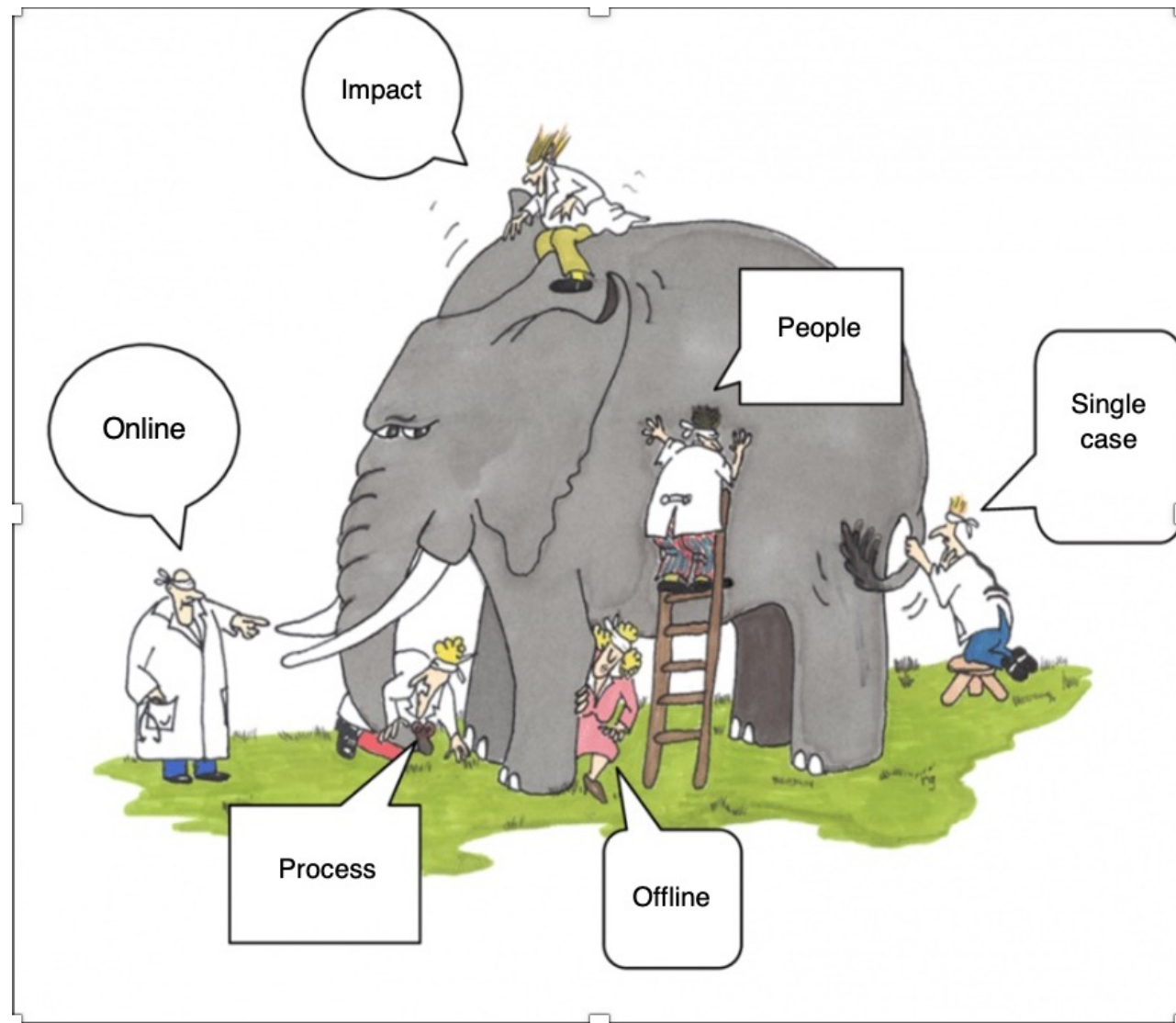
CONCEPTUAL MAP OF DEMOCRATIC INNOVATIONS

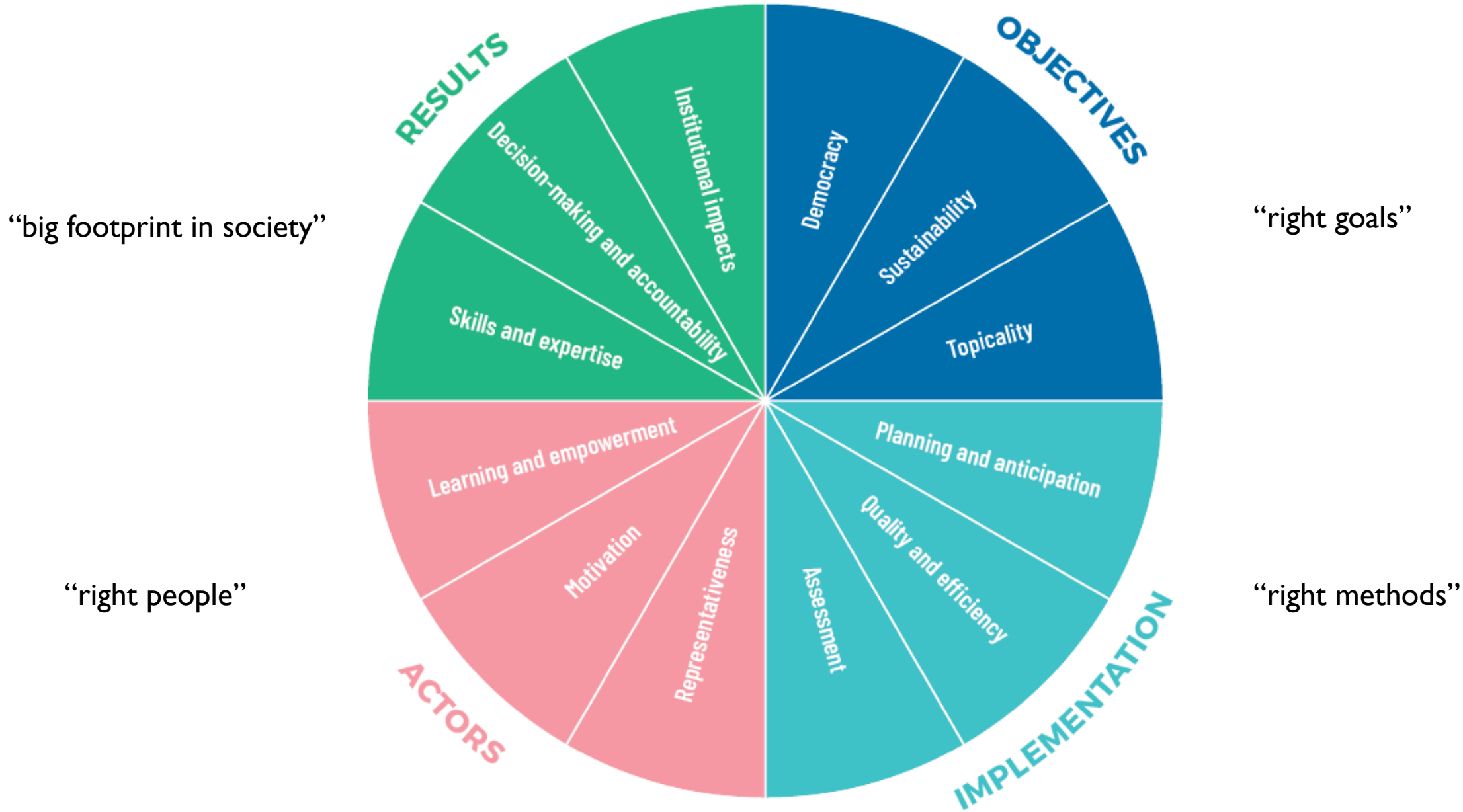
EVALUATING CITIZEN PARTICIPATION PROCESSES IN URBAN

- Evaluation crucial for effective, inclusive, and sustainable citizen participation.
- Identifies strengths and weaknesses, leading to improvements and increased satisfaction.
- Builds trust by demonstrating transparency and accountability.
- Improves decision-making by understanding citizen preferences and priorities.
- Ongoing evaluation necessary for continued relevance and effectiveness.
- To evaluate, establish clear criteria, collect data, involve citizens.
- Essential for creating democratic and equitable cities.



TYPICAL APPROACH TO EVALUATION: UNSYSTEMATIC







1

Brainstorming

2020-10-05 - 2020-10-25

2

Co-creation

January-April 2021

3

Voting

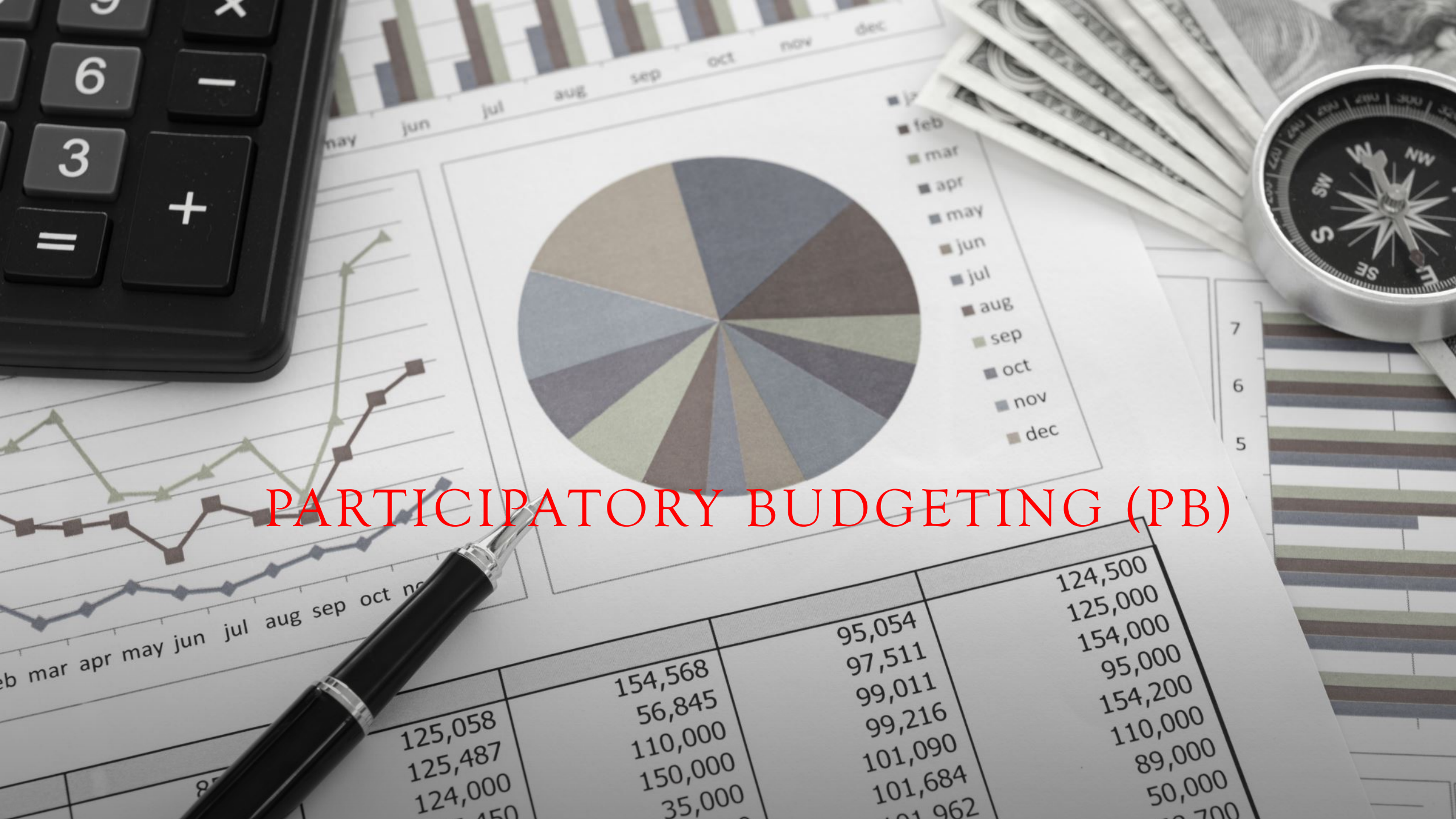
Autumn 2021

4


Implementation

2022

PARTICIPATORY BUDGETING (PB)



125,058	154,568	95,054	124,500
125,487	56,845	97,511	125,000
124,000	110,000	99,011	154,000
1450	150,000	99,216	95,000
	35,000	101,090	154,200
		101,684	110,000
		101,962	89,000
			50,000
			700

A close-up, shallow depth-of-field photograph of a computer keyboard. The central focus is a black key with a white 'X' symbol. To its right is another black key with a white vertical line symbol. The surrounding keys are blurred, creating a sense of depth. The lighting is soft, highlighting the texture of the keys.

Participatory budgeting – a democratic innovation for urban development, whereby citizens propose projects and vote on their implementation.

PB WORLDWIDE

11690-11825

1 EUROPE

4577-4676

39,07 - 39,53%

2 SOUTH AMERICA

3061-3081

26,30 - 26,50%

3 ASIA

2773-2775

23,67 - 23,46%

4 AFRICA

995-958

8,13 - 8,19%

4 NORTH AMERICA

178

1,50 - 1,52%

5 CENTRAL AMERICA & CARIBBEAN

132-142

1,14 - 1,20%

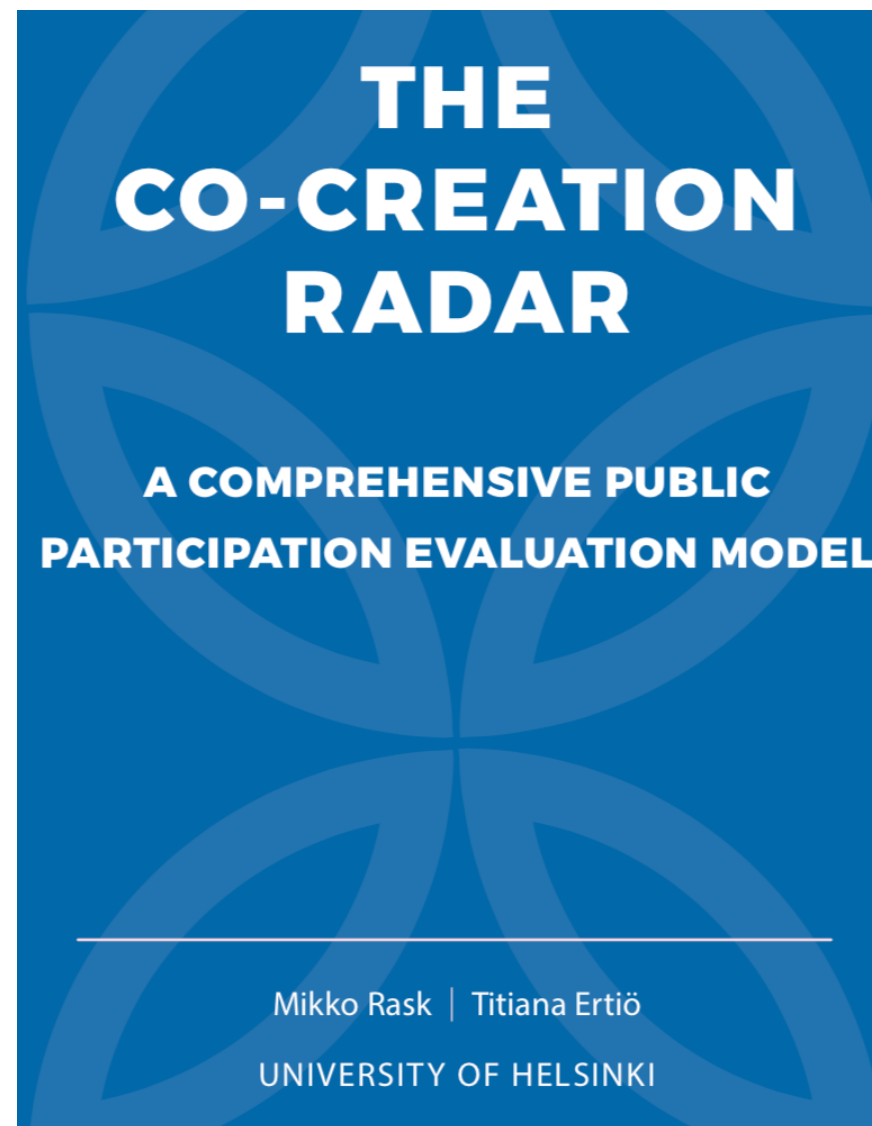
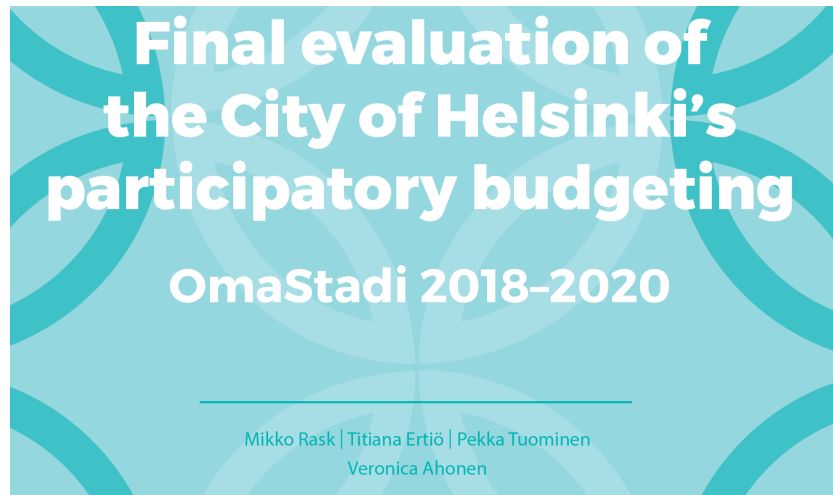
6 OCEANIA

12-15

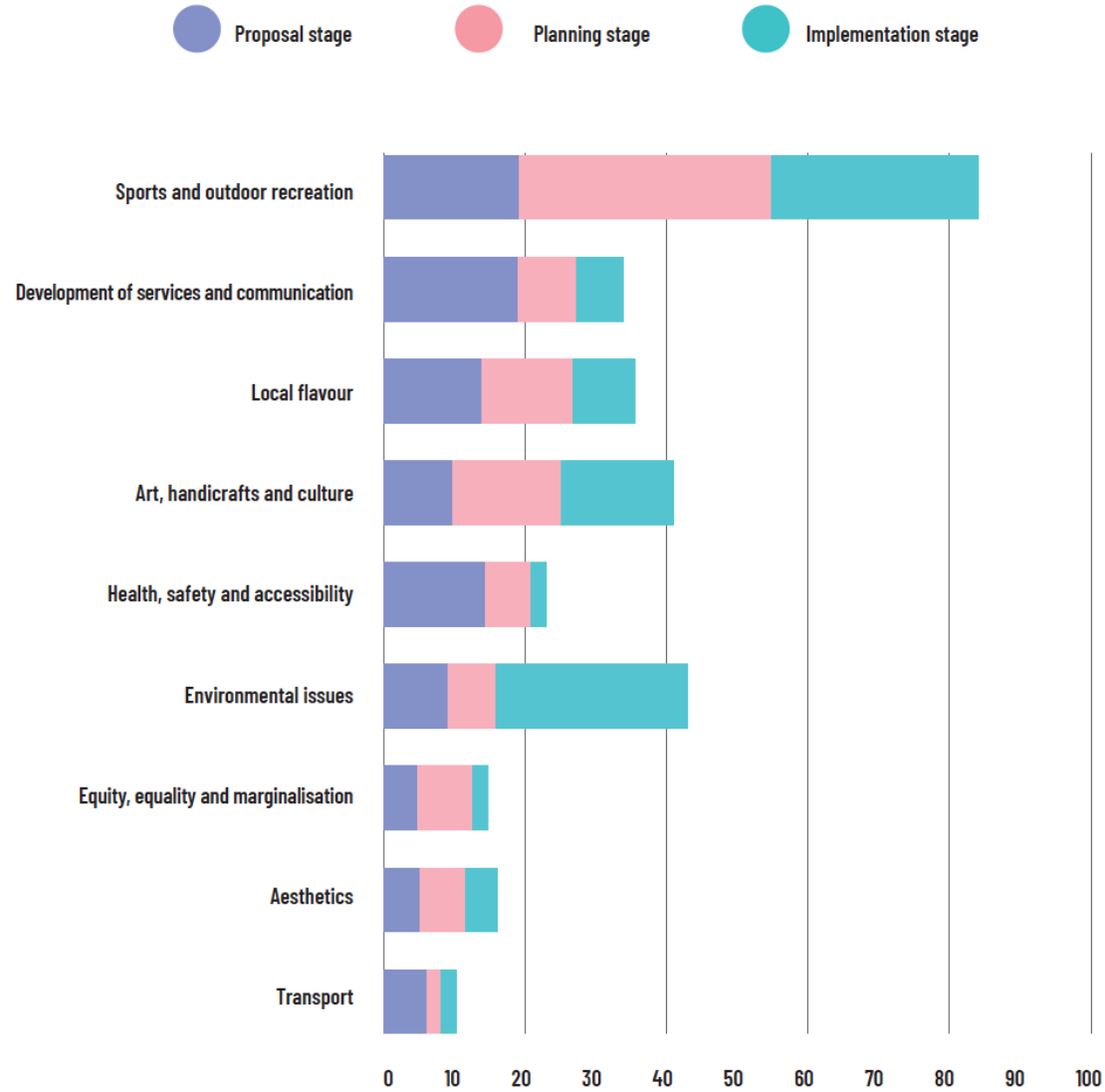
0,10 - 0,13%

Omastadi 2018-2020

PARTICIPANTS 69,668	ASSEMBLIES 1	
PROPOSALS 1,273	ACCEPTED PROPOSALS 839	
RESULTS 44	PLANS 351	
ACCEPTED PLANS 296		
COMMENTS 3,722	MEETINGS 108	ENDORSEMENTS 4,965



What kinds of ideas?



Osallistuva budjetointi 2018-2019

Lisää siisteyttä Itä-Helsinkiin

Hankitaan lisää roska-astioita, penkkejä rantakadulle sekä kampanjoidaan siisteydestä päiväkodeissa...

Hankkeen edistyminen



Rakennettu ympäristö Itäinen

Näytä hanke

1



Osallistuva budjetointi 2018-2019

Liikuntaa ja hyvinvointia tukevia palveluita ikäihmisille Koillis-Helsinkiin - Lähelle kotia

Edistetään ikäihmisten kokonaisvaltaista hyvinvointia tuomalla lähelle kotia mielekästä yhdessä teke...

Hankkeen edistyminen



Terveys ja hyvinvointi Koillinen

Näytä hanke

0



Osallistuva budjetointi 2018-2019

Tekonurmikenttä arabian peruskoulun viereiselle hiekkakentälle

Rakennetaan tekonurmikenttä Arabianranna liikuntapuiston hiekkakentälle. Tekonurmikenttä palvelee Ar...

Hankkeen edistyminen



Liikunta ja ulkoilu Keskinen



Osallistuva budjetointi 2018-2019

Trampoliineja yleisiin puistoihin

Oulunkylän liikuntapuistoon ja Maunulan leikkipuistoon asennetaan yhteensä kuusi maahan upotettavaa ...

Hankkeen edistyminen



Liikunta ja ulkoilu Pohjoinen



The interviews relate people being somewhat let down by most proposals being very mundane: “benches, dog refuse bags, trees and flowers”.



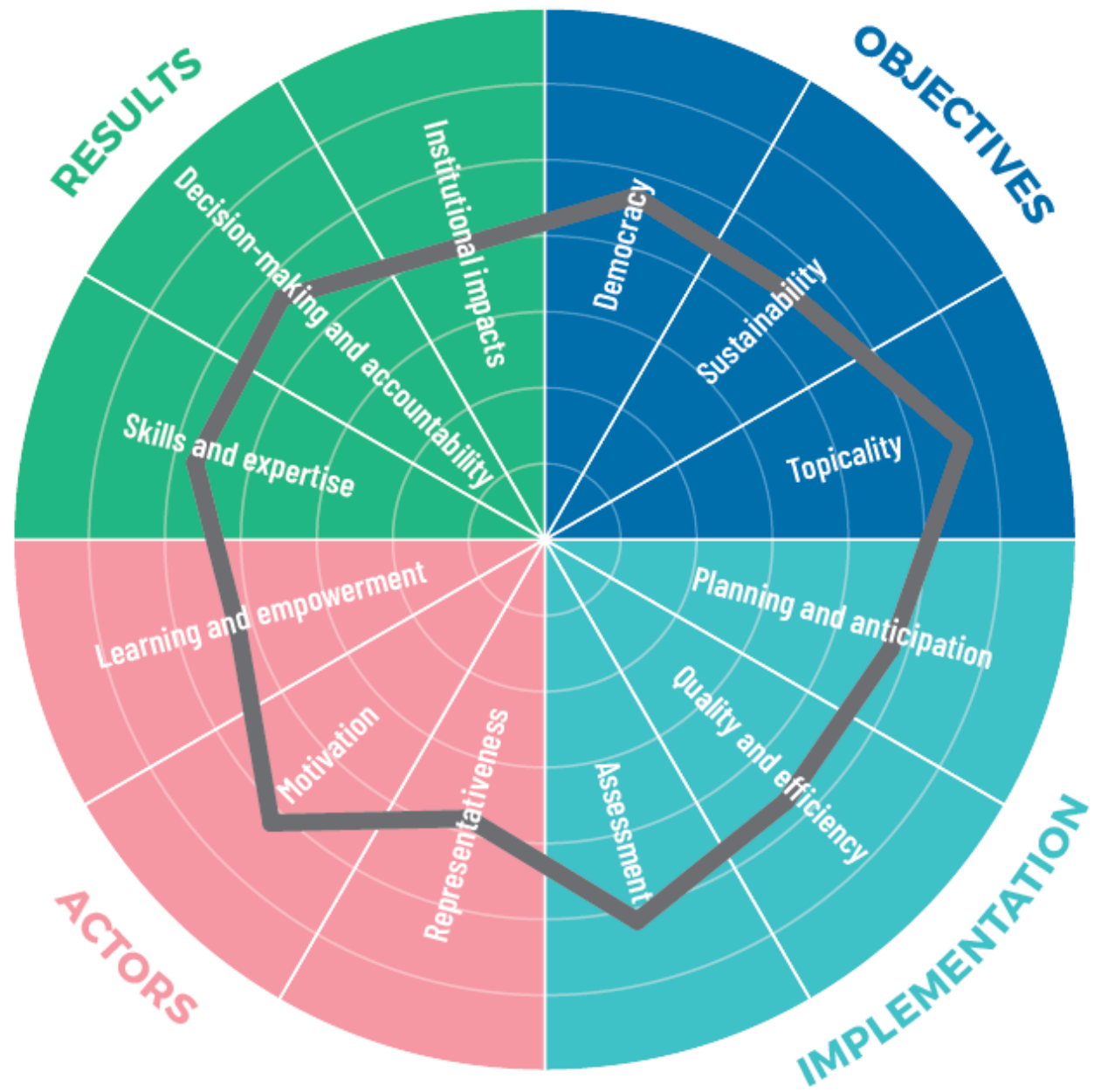
INNOVATIVENESS

- 2-6% of the proposals in the 7+1 districts were classified as innovative (cf, Rogers, 1962).
- 4/44 (9%) of the funded projects were classified as innovative (e.g., “Vartiosaaren aurinkosähkölautta Reposalmeen”)

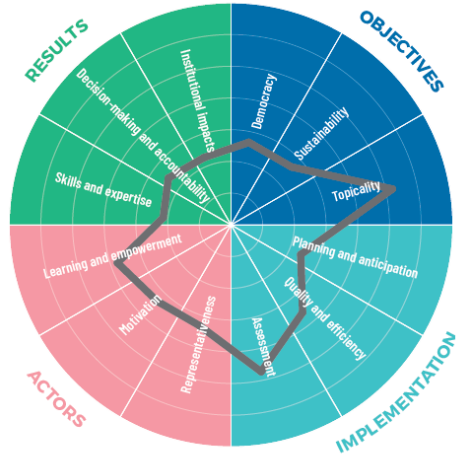




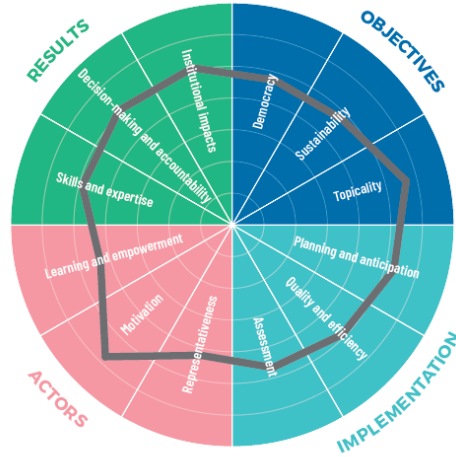
Findings from
the evaluation



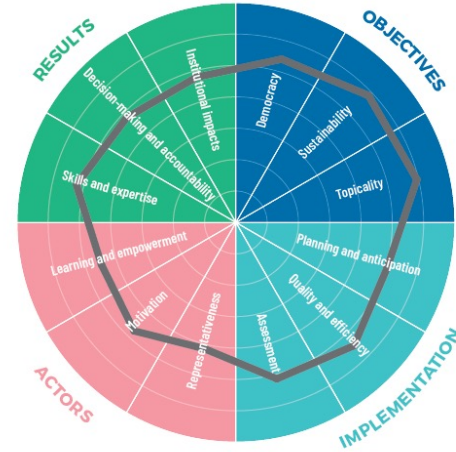
Association and NGO actors



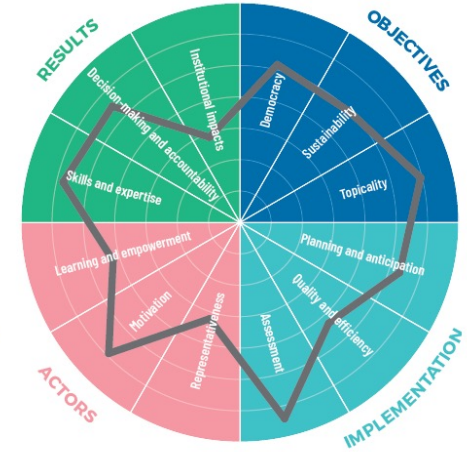
OmaStadl working group



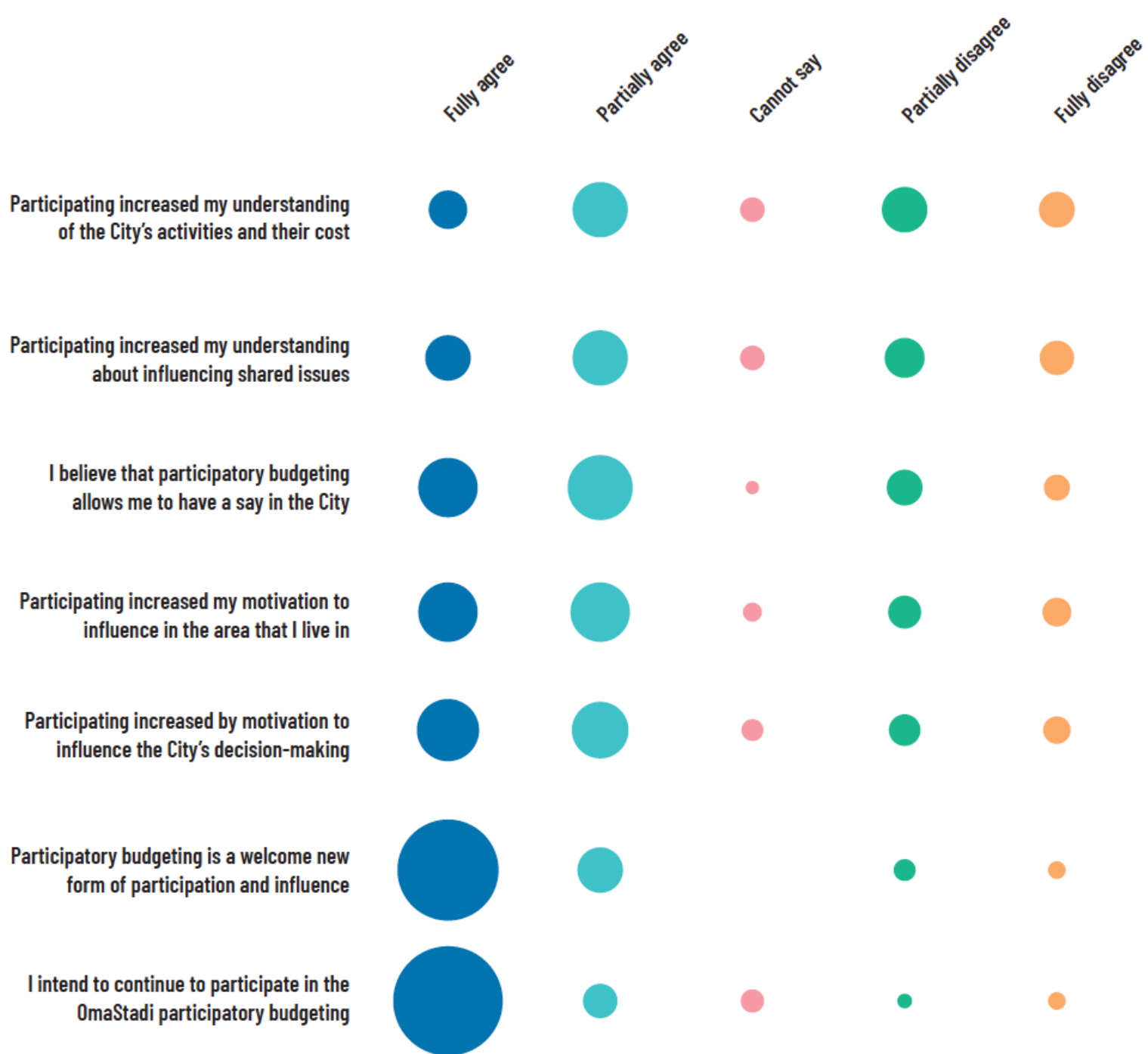
City experts



Political decision-makers



STAKEHOLDER PERSPECTIVES



Participant
feedback
survey N390

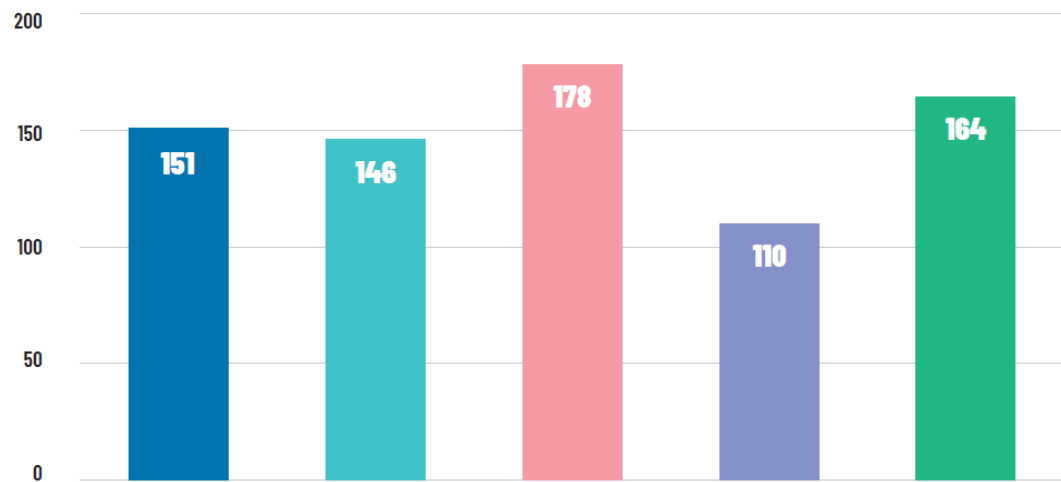
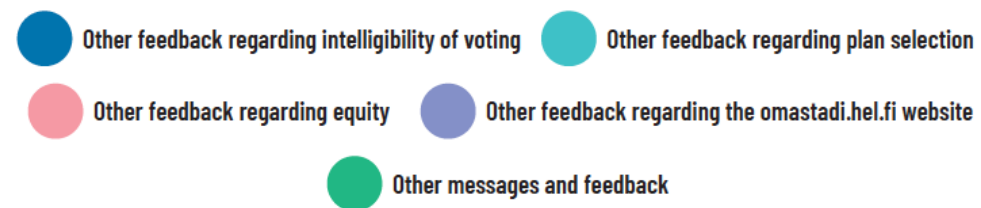


FIGURE 4.3 **Distribution of open-ended feedback (N=749) into classes**

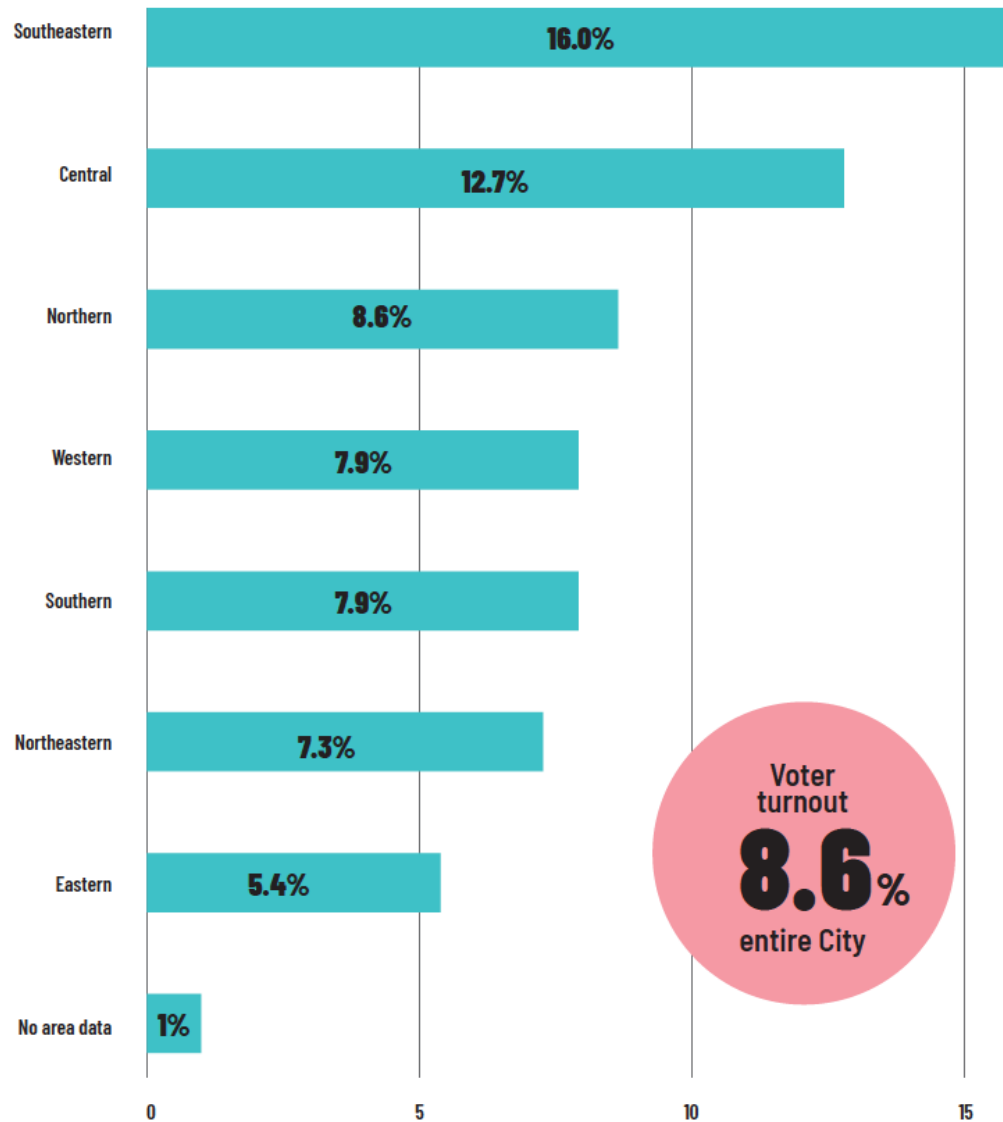


I think this showed exactly how we normal people CANNOT influence things. The rich fill social media with bought advertising and get even large sports teams and other organisations to lobby for their projects. Poor taste.

– CITIZEN FEEDBACK

This has been my opinion since the beginning: making the decisions by voting causes the greatest benefit to be reaped by areas with active residents and a lot of social capital. The winners here are those who know how to campaign, advocate and who have the knowledge, skills and networks to get people all over the City to vote for their project.

– CITIZEN FEEDBACK



The most active postal code areas were Kaitalahti (23.4%) and Suomenlinna (21.1%) whereas in Kontula and Vesala 2.6% of those eligible to vote did so. The differences between major districts are great but the picture is somewhat distorted.

OmaStadi voter turnout per major district

(source: Ahola, 2020)

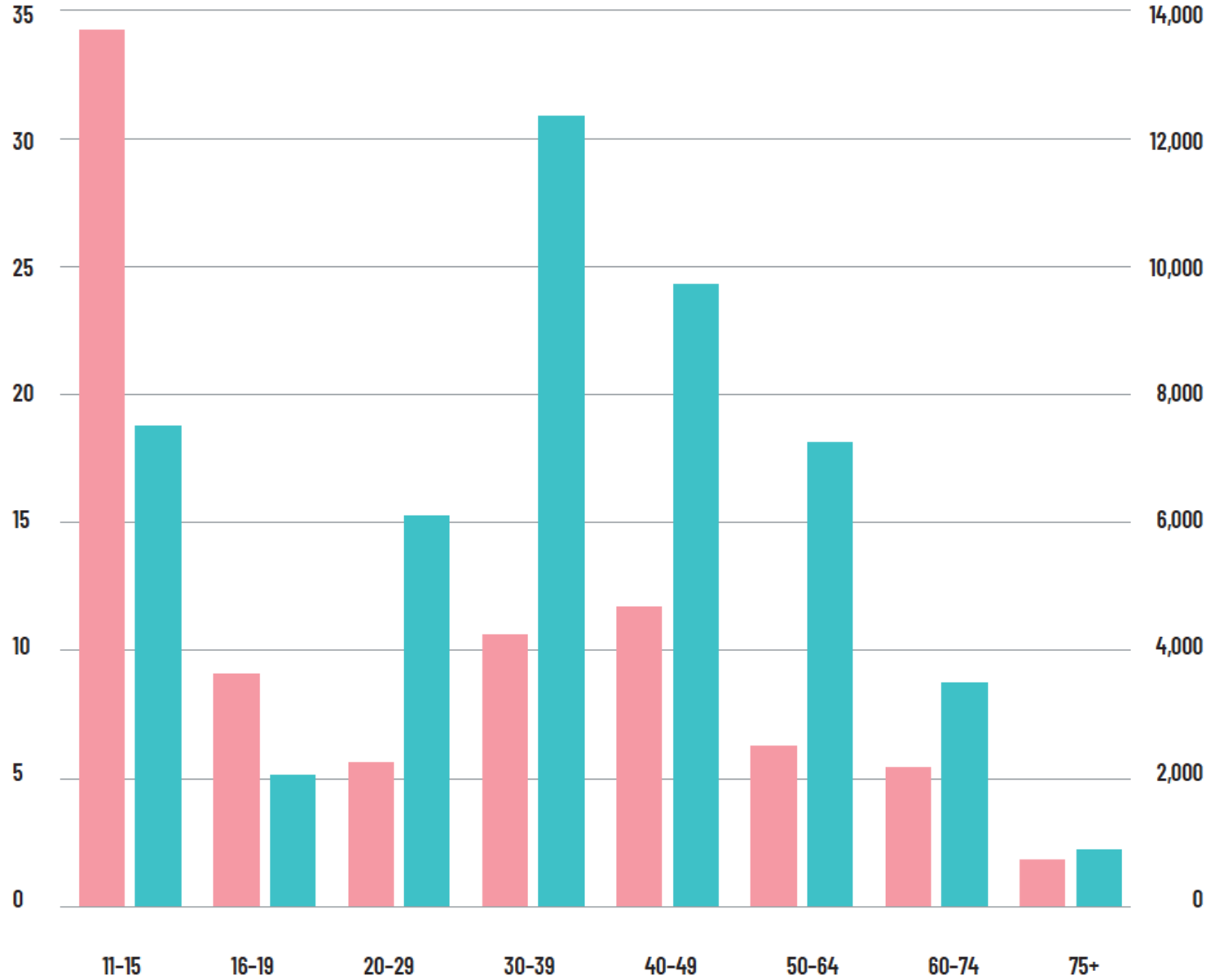
Voter turnout and number of votes cast by age-group

(Ahola, 2020)

Voter turnout



Number of votes





OmaStadi managed to persuade residents who had previously not participated in any such projects, to get involved in the City's decision-making.

How many resources are needed for allocating EUR
4.4 million?

I don't think any of our other activities have such good resources, the events had an exceptional amount of personnel. Overall, we had an enormous number of personnel at our disposal for this work.

– PIA PAKARINEN, DEPUTY MAYOR, EDUCATION



Many felt that the estimates drawn up by the experts and the residents did not match. That is why one of the key ways of strengthening the legitimacy of the entire Oma-Stadi process is to make the cost estimate stage be even more transparent than before.


Real-time voting tracking

“Competition was the closest in the Southeastern and Central major districts, lasting until the very last moments before voting closed. In the Southeastern major district, the opposing proposals involved the renovation of Villa Aino Ackté and, on the other hand, plans related to a new artificial turf for the Herttoniemi sports park. A total of 2,727 residents voted for renovating the villa and 2,710 wanted to get the artificial turf making for an incredibly close competition. In the Central major district, a proposal for an artificial turf for Arabianranta won by 2,870 votes while the proposal for invigorating the Konepaja cultural centre in Vallila received a total of 2,784 votes.”

CAUTIOUSLY POSITIVE EVALUATION



HIGHLY TOPICAL AND
BROADLY SUPPORTED
PROJECT



HIGH VOTING
PERCENTAGE,
PREVIOUSLY PASSIVE
RESIDENTS REACHED



ABUNDANT IDEAS FOR
DEVELOPING THE CITY



RAKSA CO-CREATION
EVENTS BETWEEN
RESIDENTS AND CITY
EXPERTS WORKED WELL



BOROUGH LIAISONS
WERE POSITIVELY
ESTEEMED



BRAVE LARGE-SCALE
EXPERIMENT

RECOMMENDATIONS

Develop	Maintain	Shift	Delineate	Support	Make	Expand
Develop OmaStadi in coherence with the concept of proximity democracy	Maintain equity as a central tenet	Shift attention from voting to deliberation	Delineate OmaStadi objectives	Support OmaStadi's future development through research and evaluation	Make the results and impact of OmaStadi more visible.	Expand co-creation

1. Demokraattisuus

● Tampere

● OmaStadi

2. Kestävyys

12. Yhteiskunnalliset vaikutukset

7

6

5

4

3

2

1

0

11. Päätöksenteko ja vastuuvollisuus

3. Ajankohtaisuus

10. Taidot ja asiantuntemuksen
kehittäminen

4. Suunnittelu ja ennakointi


FURTHER WORK: COMPARISONS

9. Oppiminen ja voimaantuminen

5. Laatu ja tehokkuus

8. Motivaatio

6. Arviointi



1. Demokraattisuus

● Onnistuminen

● Tärkeys

2. Kestävyys

12. Yhteiskunnalliset vaikutukset

3. Ajankohtaisuus

11. Päätöksenteko ja vastuuvollisuus

4. Suunnittelu ja ennakointi

10. Taidot ja asiantuntemuksen kehittäminen


PERFORMANCE-IMPORTANCE ANALYSIS


5. Laatu ja tehokkuus

9. Oppiminen ja voimaantuminen

8. Motivaatio

6. Ansointi





THANK YOU FOR OUR ATTENTION AND
PARTICIPATION!
CONTACT: MIKKO.RASK@HELSINKI.FI