



Aalto University  
School of Chemical  
Engineering

# Functional Inorganic Materials

## Lecture 9: Piezoelectricity

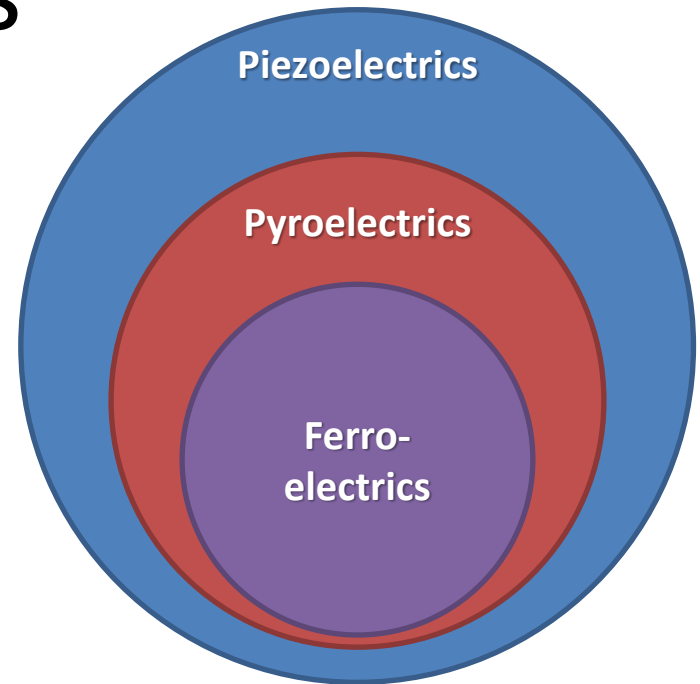
Fall 2023

Antti Karttunen (antti.karttunen@aalto.fi)  
Department of Chemistry and Materials Science

**Lecture Exercise 9 is a MyCourses Quiz**

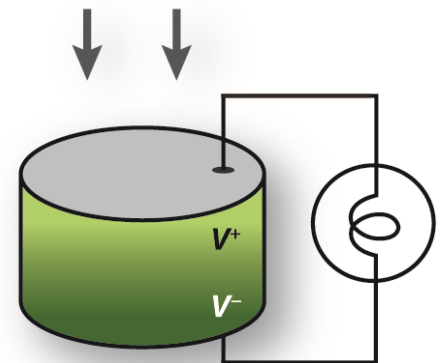
# Contents

- General overview of **non-centrosymmetric materials**
  - Piezoelectricity is limited to crystals with certain symmetry properties
- **Piezoelectricity**
  - Electric polarization from mechanical force
  - Mechanical deformation due to electric field
- Applications of piezoelectricity in various fields of technology
  - Energy harvesting as a potential future application



*Mechanical stress*

*The mechanical stress polarizes the piezoelectric material, generating a voltage*



# Non-centrosymmetric materials

# Literature on non-centrosymmetric materials

P. Shiv Halasyamani and Kenneth R. Poeppelmeier, Noncentrosymmetric Oxides, *Chem. Mater.* **1998**, *10*, 2753–2769. DOI: <https://doi.org/10.1021/cm980140w>

Kang Min Ok, Eun Ok Chi and P. Shiv Halasyamani, Bulk characterization methods for non-centrosymmetric materials: second harmonic generation, piezoelectricity, pyroelectricity, and ferroelectricity, *Chem. Soc. Rev.*, **2006**, *35*, 710–717. DOI: <https://doi.org/10.1039/B511119F>

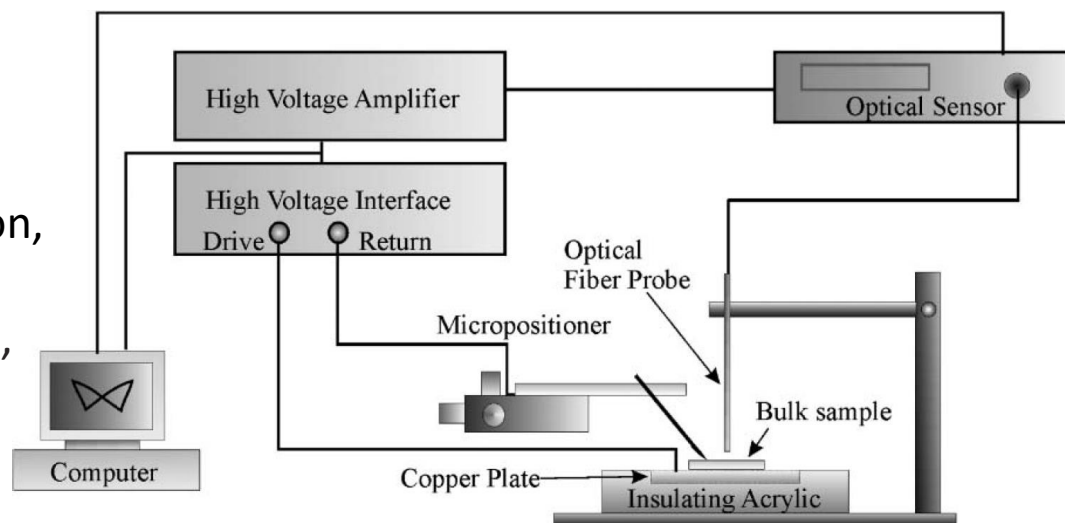


Fig. 3 Experimental system to measure converse piezoelectric effects.

**Let's start with a brief review of crystal systems and crystal classes, because crystal symmetry is very important for understanding non-centrosymmetric functional materials**

# Crystal systems

Figure 1.3 (a) The seven crystal systems and their unit cell shapes;  $a, b, c, \alpha, \beta, \gamma =$  Lattice parameters

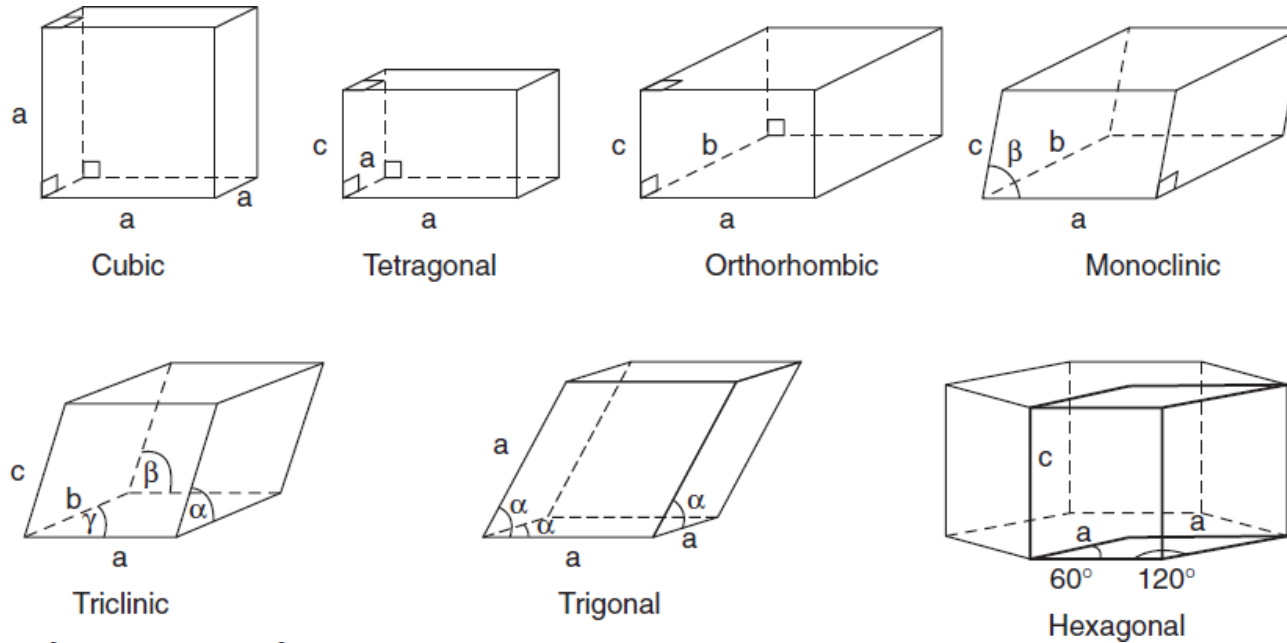


Table 1.1 The seven crystal systems

Crystal system	Unit cell shape <sup>b</sup>	Essential symmetry	Allowed lattices
Cubic	$a = b = c, \alpha = \beta = \gamma = 90^\circ$	Four threefold axes	P, F, I
Tetragonal	$a = b \neq c, \alpha = \beta = \gamma = 90^\circ$	One fourfold axis	P, I
Orthorhombic	$a \neq b \neq c, \alpha = \beta = \gamma = 90^\circ$	Three twofold axes or mirror planes	P, F, I, A (B or C)
Hexagonal	$a = b \neq c, \alpha = \beta = 90^\circ, \gamma = 120^\circ$	One sixfold axis	P
Trigonal (a)	$a = b \neq c, \alpha = \beta = 90^\circ, \gamma = 120^\circ$	One threefold axis	P
Trigonal (b)	$a = b = c, \alpha = \beta = \gamma \neq 90^\circ$	One threefold axis	R
Monoclinic <sup>a</sup>	$a \neq b \neq c, \alpha = \gamma = 90^\circ, \beta \neq 90^\circ$	One twofold axis or mirror plane	P, C
Triclinic	$a \neq b \neq c, \alpha \neq \beta \neq \gamma \neq 90^\circ$	None	P

# Crystal classes

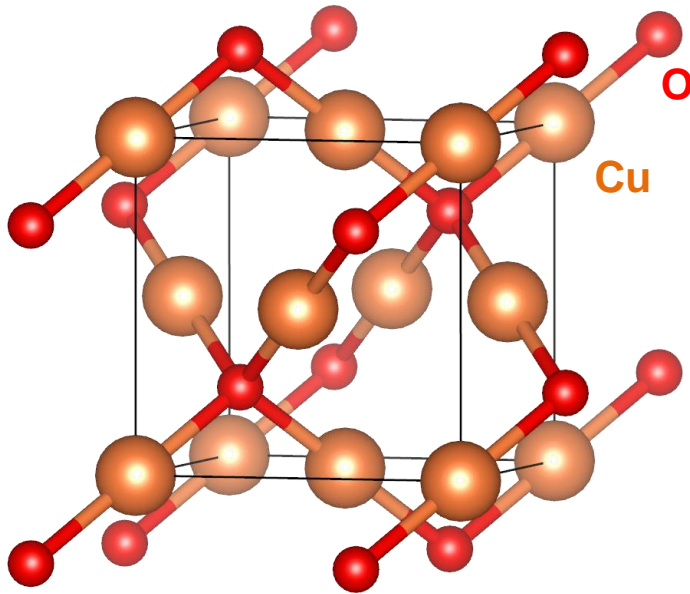
- The seven crystal systems consist of 32 crystal classes corresponding to the 32 crystallographic point groups

Crystal system	Crystal classes (point groups) in Hermann-Mauguin notation	Crystal classes (point groups) in Schönflies notation
Triclinic	$1, \bar{1}$	$C_1, C_i$
Monoclinic	$2, m, 2/m$	$C_2, C_s, C_{2h}$
Orthorhombic	$222, mm2, mmm$	$D_2, C_{2v}, D_{2h}$
Tetragonal	$4, \bar{4}, 4/m, 422, 4mm, \bar{4}2m, 4/mmm$	$C_4, S_4, C_{4h}, D_4, C_{4v}, D_{2d}, D_{4h}$
Trigonal	$3, \bar{3}, 32, 3m, \bar{3}m$	$C_3, S_6 (C_{3i}), D_3, C_{3v}, D_{3d}$
Hexagonal	$6, \bar{6}, 6/m, 622, 6mm, \bar{6}m2, 6/mmm$	$C_6, C_{3h}, C_{6h}, D_6, C_{6v}, D_{3h}, D_{6h}$
Cubic	$23, \bar{4}3m, m\bar{3}, 432, m\bar{3}m$	$T, T_d, T_h, O, O_h$

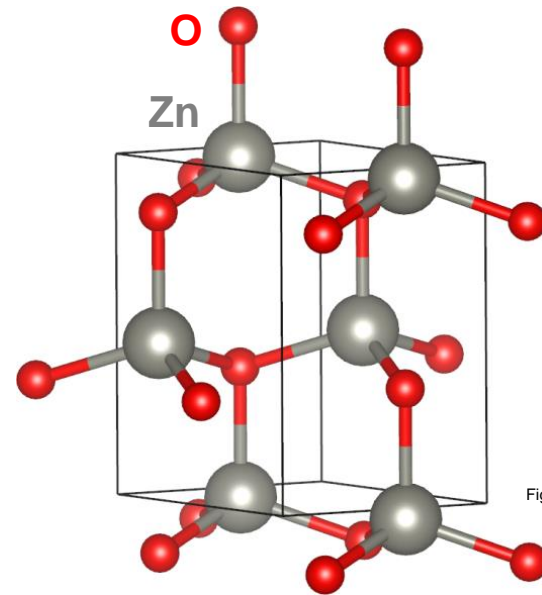
Ref: *Inorganic Structural Chemistry* (2<sup>nd</sup> ed.), Ulrich Müller, 2006, Wiley p. 24 and [Wikipedia](#)

# Centrosymmetric and non-centrosymmetric materials

- Centrosymmetric crystal classes possess an ***inversion center***: for every point  $(x, y, z)$  in the unit cell there is an indistinguishable point  $(-x, -y, -z)$
- Non-centrosymmetric crystal classes ***do not possess an inversion center***
- Piezo-, pyro-, and ferroelectricity are possible only for ***non-centrosymmetric materials***



Cu<sub>2</sub>O (space group  $Pn-3m$ )  
**Centrosymmetric oxide with  
inversion center**

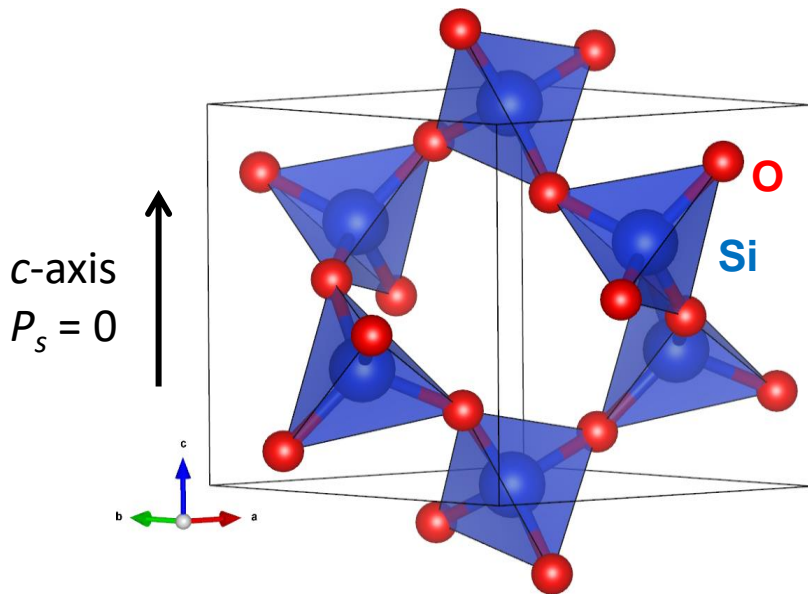


Figures: AJK

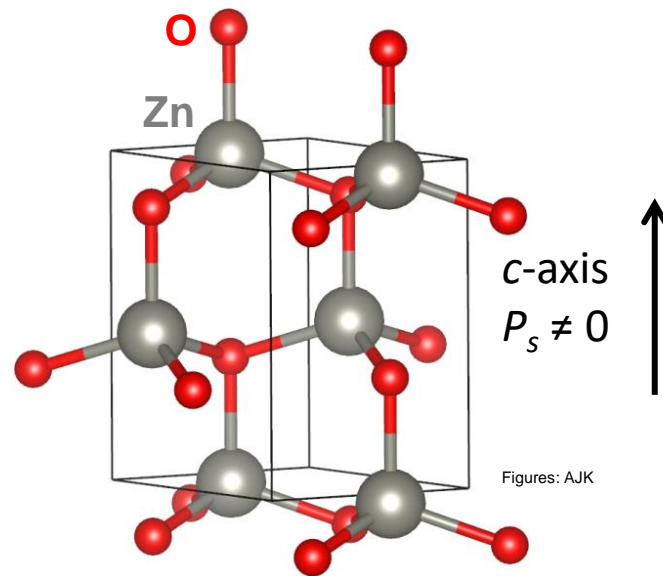
ZnO (space group  $P6_3mc$ )  
**Non-centrosymmetric oxide with  
no inversion center**

# Polar and non-polar materials

- Non-centrosymmetric materials can be **polar** or **non-polar**
  - A polar crystal has more than one point that every symmetry operation leaves unmoved
  - For example, a "**polar axis**", with no mirror plane or twofold axis perpendicular to it
  - Physical property (e.g. **dipole moment**) can differ at the two ends of the axis
- Pyro- and ferroelectricity is only possible for **polar materials**
  - Polar materials show **spontaneous polarization  $P_s$**



$\alpha$ -SiO<sub>2</sub>,  $\alpha$ -quartz (space group  $P3_221$ )  
Non-centrosymmetric oxide with  
**no polar axis** (c has perpendicular  $C_2$  axis)



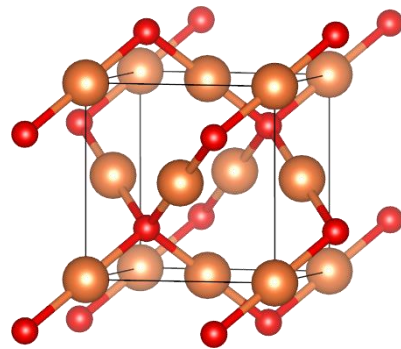
ZnO (space group  $P6_3mc$ )  
Non-centrosymmetric oxide with  
a **polar axis** (c-axis)



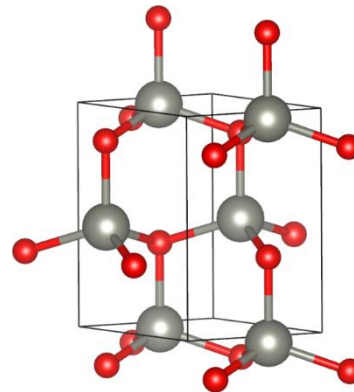
# Classification of crystal classes

Crystal system	Centrosymmetric crystal classes (11)	Non-centrosymmetric crystal classes (21)	
		Polar (10)	Non-polar (11)
Triclinic	$\bar{1}$	1	–
Monoclinic	$2/m$	$2, m$	–
Orthorhombic	$mmm$	$mm2$	222
Tetragonal	$4/m, 4/mmm$	$4, 4mm$	$\bar{4}, 422, \bar{4}2m$
Trigonal	$\bar{3}, \bar{3}m$	$3, 3m$	32
Hexagonal	$6/m, 6/mmm$	$6, 6mm$	$\bar{6}, 622, \bar{6}m2$
Cubic	$m\bar{3}, m\bar{3}m$	–	23, $\bar{4}3m, 432^*$

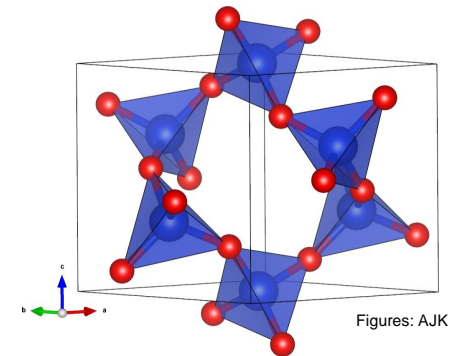
Refs: *Chem. Mater.* **1998**, *10*, 2753  
and [Wikipedia](#)



$\text{Cu}_2\text{O}$  ( $Pn-3m$ )



$\text{ZnO}$  ( $P6_3mc$ )



$\alpha\text{-SiO}_2$  ( $P3_221$ )

Figures: AJK

\* 432 is non-centrosymmetric, but not piezoelectric!

# Piezoelectricity

# Piezoelectric coefficients

## Direct piezoelectric effect

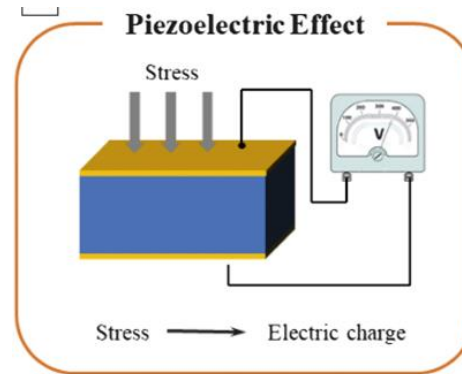
$P = d\sigma$ , where

- $\sigma$  = applied tensile **stress** ( $\text{N m}^{-2}$ )
- $d$  = piezoelectric modulus ( $\text{C N}^{-1}$ )
- $P$  = resulting polarization ( $\text{C m}^{-2}$ )

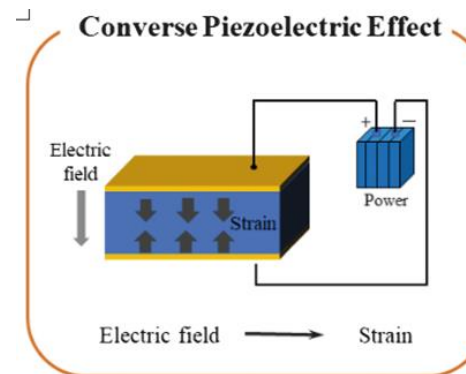
## Converse piezoelectric effect

$\varepsilon = dE$ , where

- $E$  = applied electric field ( $\text{N C}^{-1}$ )
- $d$  = piezoelectric modulus ( $\text{C N}^{-1}$ )
- $\varepsilon$  = resulting **strain** in the crystal



Sensing



Actuating

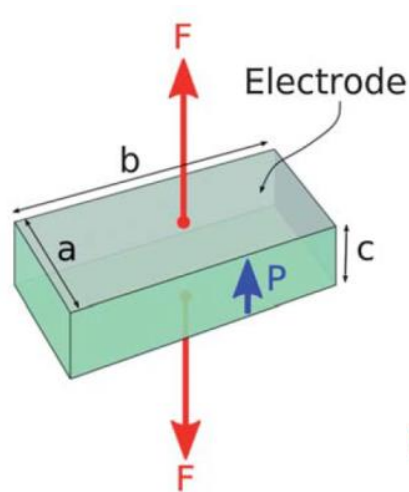
Figures: Rödel, J., & Li, J. (2018). Lead-free piezoceramics: Status and perspectives. MRS Bulletin, 43(8), 576-580. doi:10.1557/mrs.2018.181

**Often piezoelectricity is discussed using just scalar coefficients  $d$ . In reality they are *tensors*  $d_{ijk}$  and can be specified more accurately with the help of crystal symmetry.**

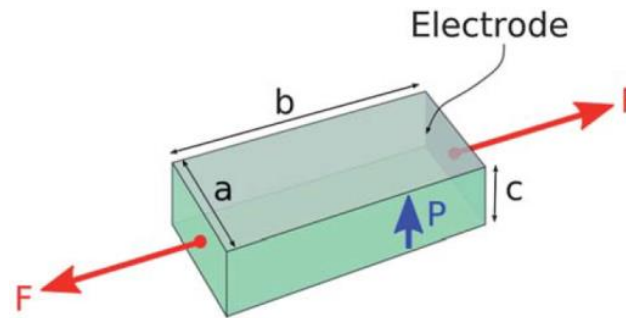
# Piezoelectricity in ZnO

Let's use ZnO as an example.

ZnO ( $P6_3mc$ ) has three symmetry-allowed distortions that lead to a piezoelectric response



1. Stress along  $c$ ,  
polarization along  $c$



2. Stress in  $ab$ -plane,  
Polarization along  $c$

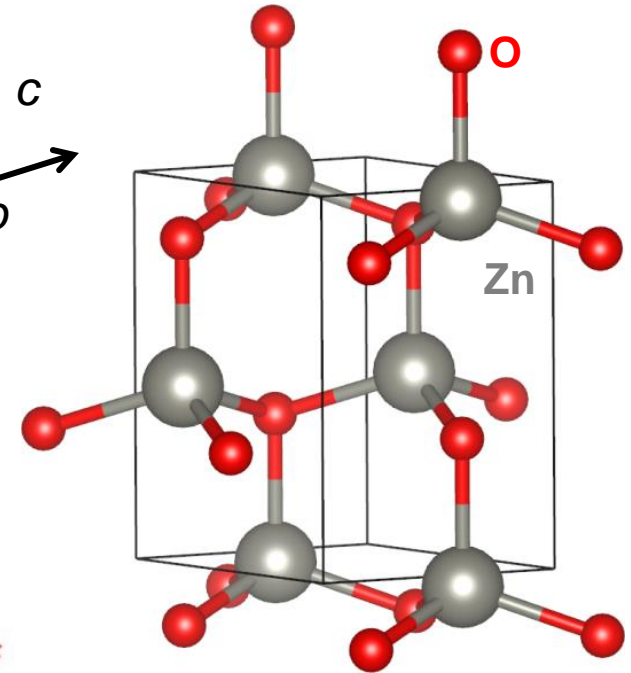
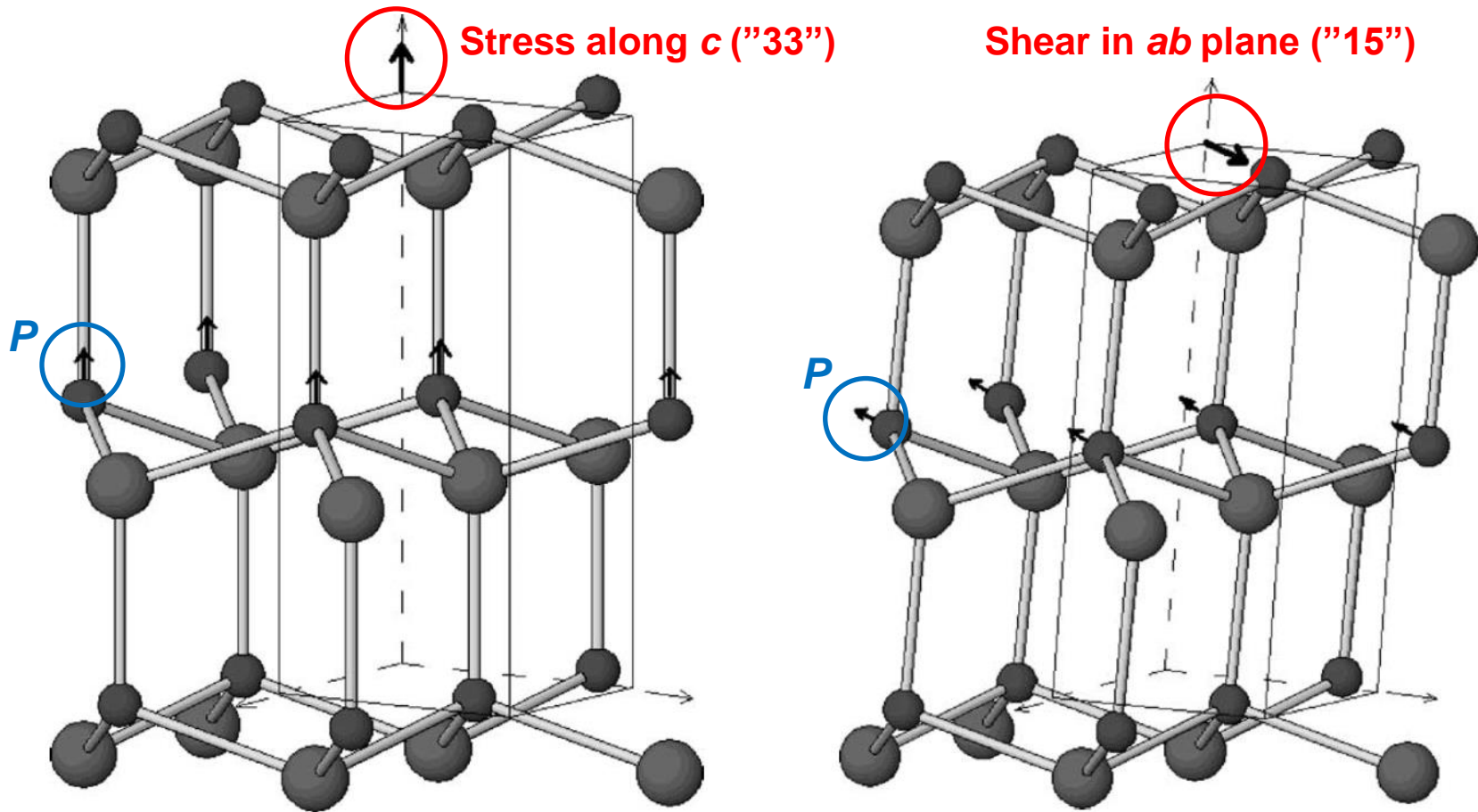


Figure: AJK

3. Shear in  $ab$ -plane  
(next slide)

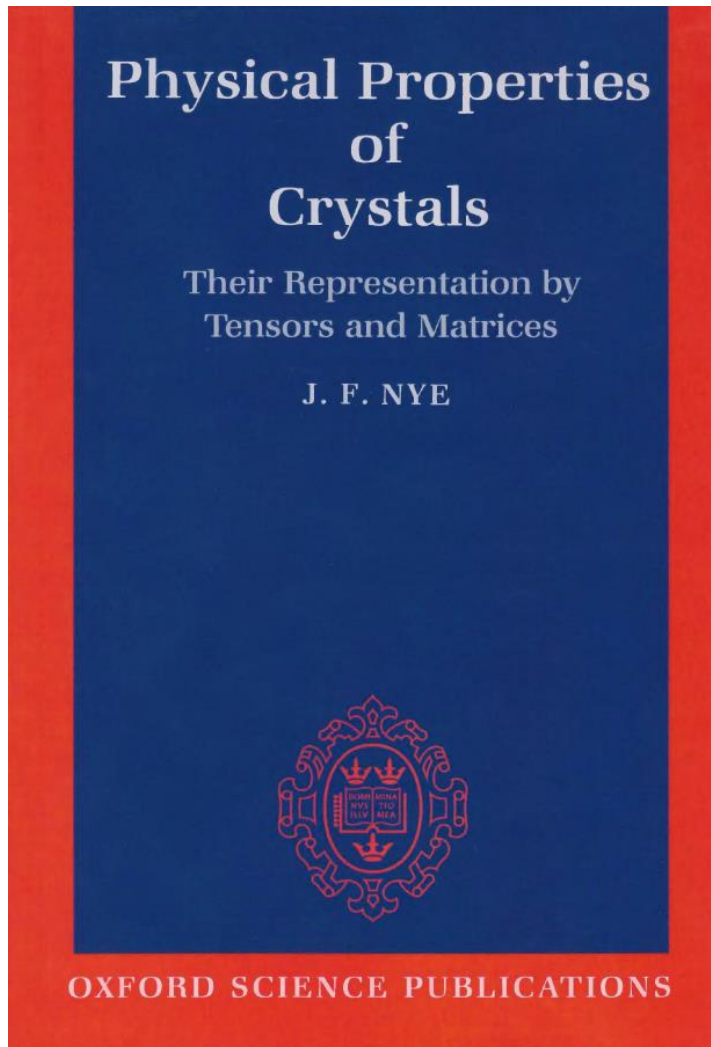
# Piezoresponse to shear in ZnO



M. Catti *et al.* J. Phys. Chem. Solids **2003**, 64 2183.

The number of symmetry-allowed distortions depends on the crystal class. Listings of these are available in textbooks (*next slide*).

# Tensors (and matrices) for equilibrium properties



- Physical properties of crystals can be formulated systematically in **tensor notation**
- Piezoelectricity, pyroelectricity, elastic properties, *etc.*
- J. F. Nye: Equilibrium property matrices for all crystal classes (Appendix E)

APPENDIX E

301

CUBIC SYSTEM

Classes $23$ and $\bar{4}3m$			Classes $m\bar{3}$ , $\bar{4}32$ and $m\bar{3}m$					
	$\sigma$	$E$	$\Delta T$		$\sigma$	$E$	$\Delta T$	
$\epsilon$				3				3
$D$				1				1
$\Delta S$				1				1
				7				6

# Quantifying the functionalities with physical property tensors (Nye)

## APPENDIX E

### MATRICES FOR EQUILIBRIUM PROPERTIES IN THE 32 CRYSTAL CLASSES

	$\sigma$	$E$	$\Delta T$
$\epsilon$	$s$	$d_t$	$\alpha$
$D$	$d$	$\kappa$	$p$
$\Delta S$	$\alpha_t$	$p_t$	$C/T$

$s$  = elastic compliances

$d$  = piezoelectric moduli

$\alpha$  = thermal expansion coefficients

$\kappa$  = permittivities

$p$  = pyroelectric coefficients

$C$  = heat capacity

$T$  = absolute temperature

# Physical property tensors (Nye)

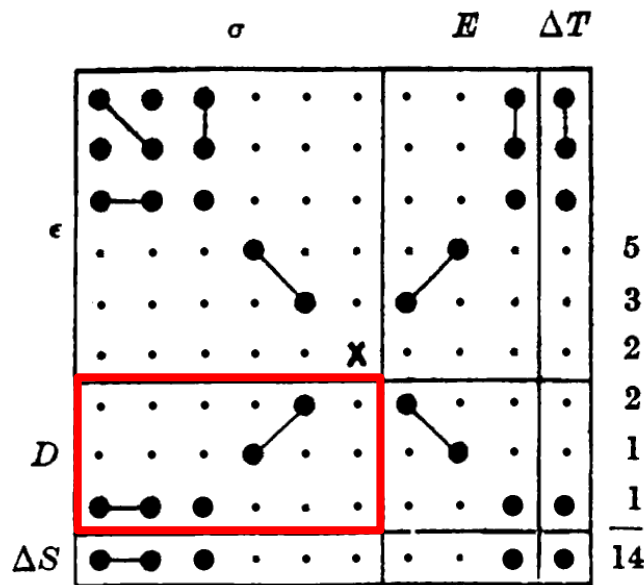
## Matrices for equilibrium properties in the 32 crystal classes

### KEY TO NOTATION

- zero component
- non-zero component
- equal components
- components numerically equal, but opposite in sign
- ⊙ a component equal to twice the heavy dot component to which it is joined
- ⊖ a component equal to minus 2 times the heavy dot component to which it is joined
- ×  $2(s_{11} - s_{12})$

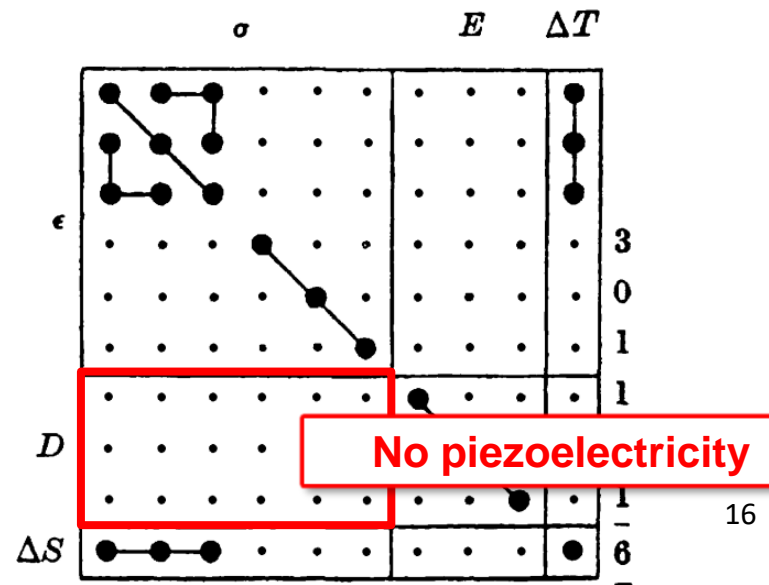
For example, ZnO ( $P6_3mc$ )

Class  $6mm$



For example,  $\text{Cu}_2\text{O}$  ( $Pn-3m$ )

Classes  $m3$ ,  $\bar{4}32$  and  $m3m$



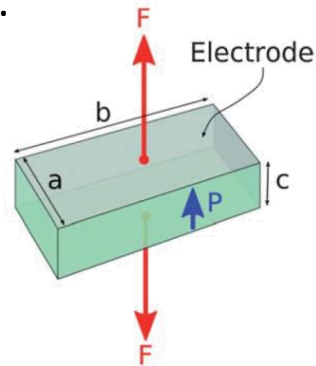


# ZnO piezoelectricity tensor

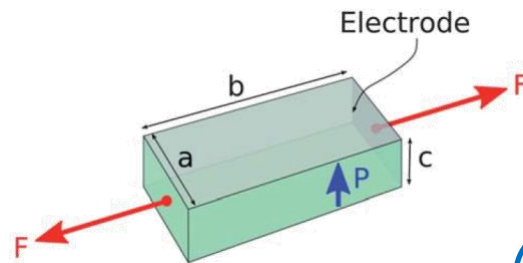
ZnO (space group  $P6_3mc$ )

Three independent non-zero components in the piezoelectric tensor

What do they actually mean:



"33" component:  
Stress along  $c$  (3),  
polarization along  $c$  (3)



"31" component:  
Stress along  $a$  (1)  
polarization along  $c$  (3)

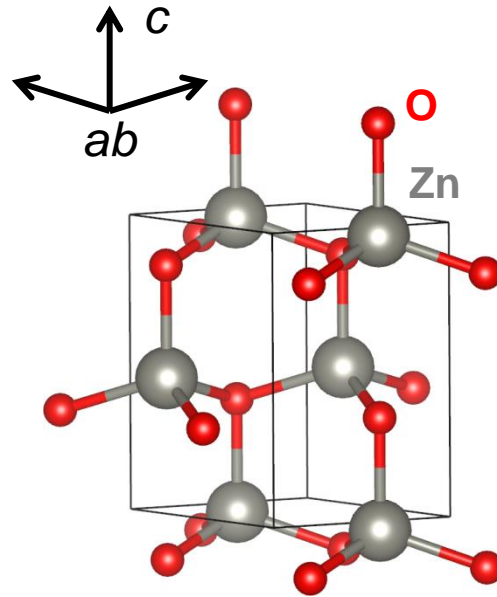
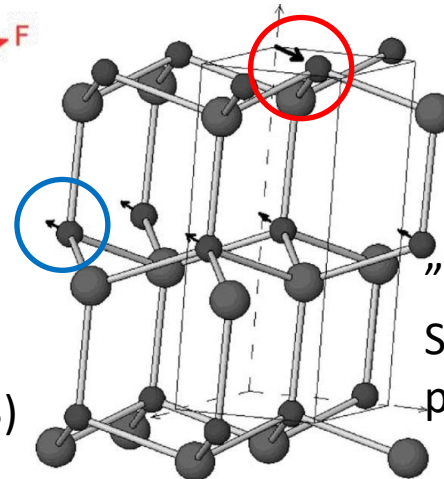


Figure: AJK

Class  $6mm$

	$\sigma$	$E$	$\Delta T$	
$\epsilon$				5
				3
				2
$D$				2
				1
				1
$\Delta S$				14
				—
	31	33	15	

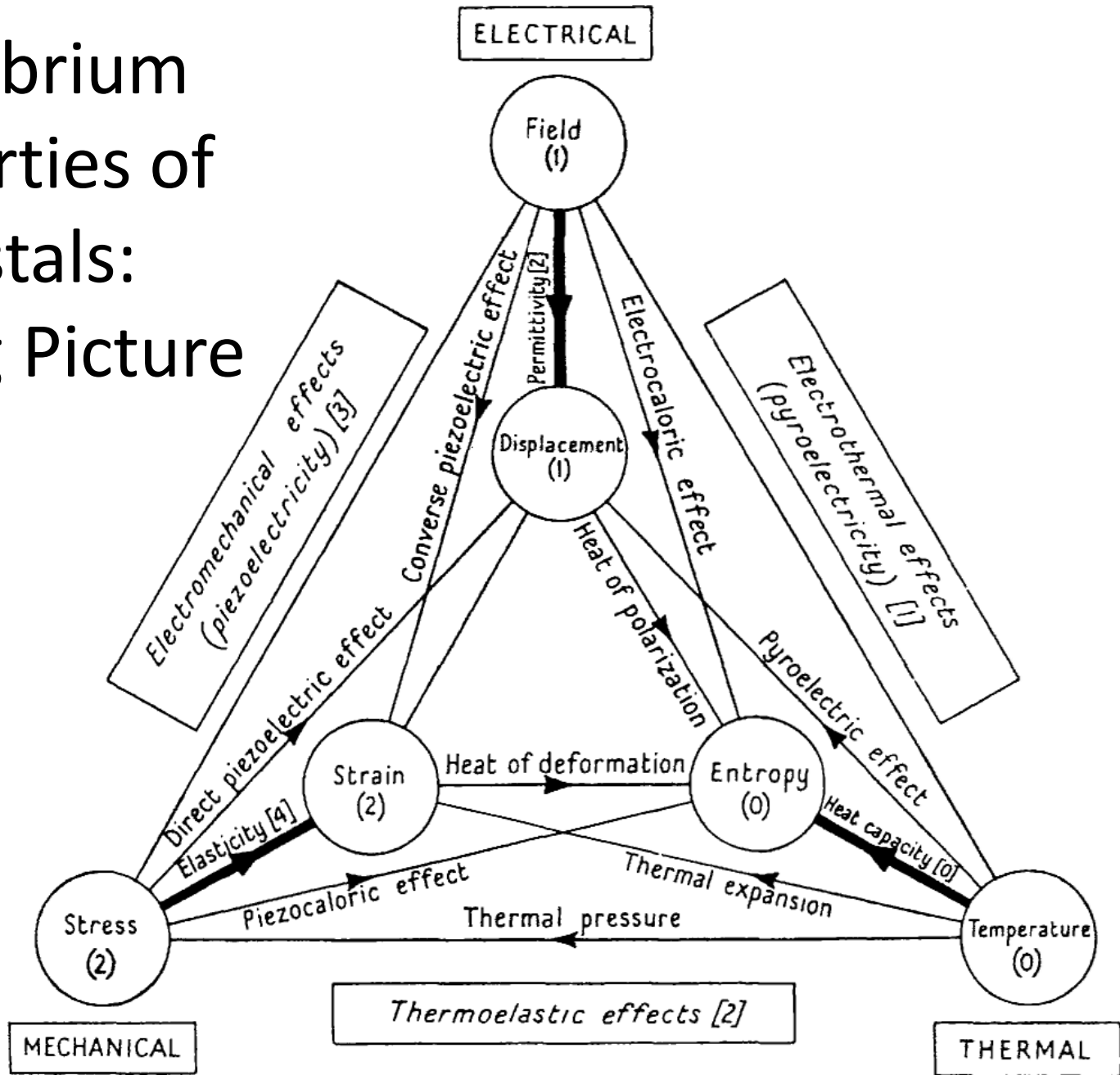


"15" component:  
Shear in  $ab$ -plane (5),  
polarization along  $a$  (1)

# Piezoelectricity is an equilibrium property

- Equilibrium properties may be described by reference to ***thermodynamic equilibrium states*** and ***thermodynamically reversible changes***
  - Example: isothermal expansion of ideal gas confined by external pressure
- The ***thermal***, ***electrical***, and ***mechanical*** properties of a crystal are all related
  - They may be measured when the crystal is in equilibrium with its surroundings
- Compare the equilibrium properties with ***transport properties***, which are concerned with ***transport processes*** and ***thermodynamically irreversible phenomena***
  - Example of an irreversible phenomenon: release gas into vacuum
  - Example properties: thermal and electrical conductivity and thermoelectricity
  - A temperature difference in different parts of a solid leads to a heat flow as the system tries to reach equilibrium

# Equilibrium properties of crystals: The Big Picture



# Applications of piezoelectric materials

# Piezoelectricity: applications (1)

- Piezoelectricity was discovered in 1880 by Jacques and Pierre Curie (direct effect)
- Converse piezoelectric effect predicted mathematically by Gabriel Lippmann (1881) and immediately confirmed by Curies
- It only took until 1917 when piezoelectrics were already used in warfare
- Ultrasonic submarine detector created by Paul Langevin and coworkers
  - Ultrasound-generating transducer made out of quartz crystals (transducer = converts one form of energy to another)
  - Hydrophone to detect the returned echo
- The success of piezoelectric sonar resulted in huge boom for discovering new materials
- Discovery of ferroelectric piezoelectrics such as  $\text{BaTiO}_3$  during WW2 -> radios

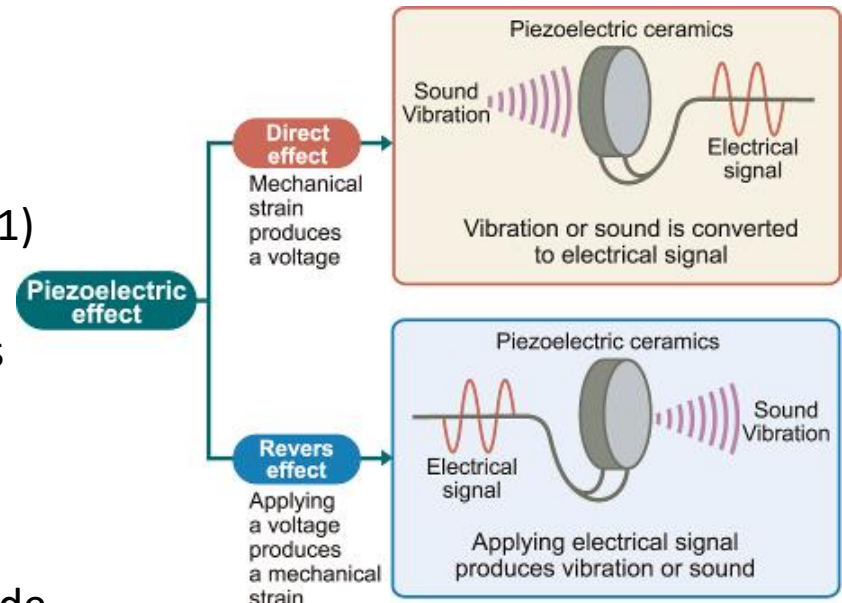


Figure: Honda

Piezoelectric transducer

# Piezoelectricity: applications (2)

- Generation of high voltages
- Spark-ignition (gas stoves, cigarette lighters)
  - Piezoelectric voltages can be thousands of volts
- Generation of electronic frequencies (*e.g.* for radio equipment )
- Microbalances
- Vibration sensors
- Actuators (precise positioning, piezomotors)
  - Scanning probe microscopies like AFM and STM
  - Atomic level accuracy of positioning with piezoelectric crystals

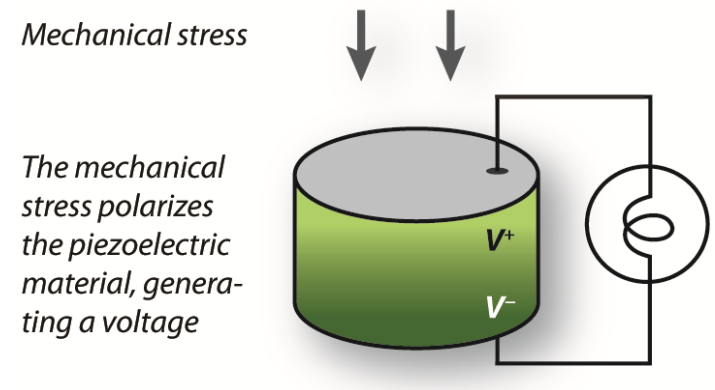


Figure: AJK

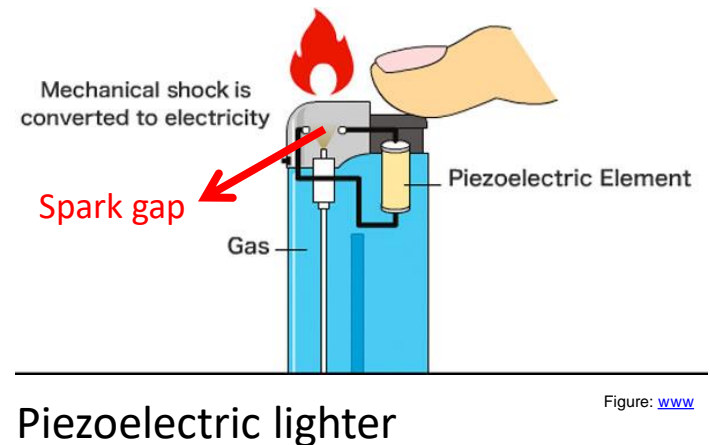


Figure: [www](#)

# Property data for piezoelectrics

REVIEW

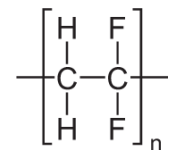
View Article Online  
View Journal | View Issue

## Piezoelectric and ferroelectric materials and structures for energy harvesting applications

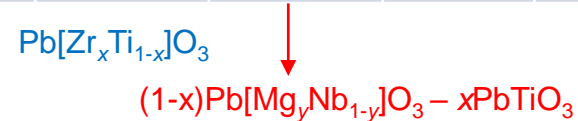
Cite this: *Energy Environ. Sci.*, 2014, 7, 25

C. R. Bowen,<sup>\*a</sup> H. A. Kim,<sup>a</sup> P. M. Weaver<sup>b</sup> and S. Dunn<sup>c</sup>

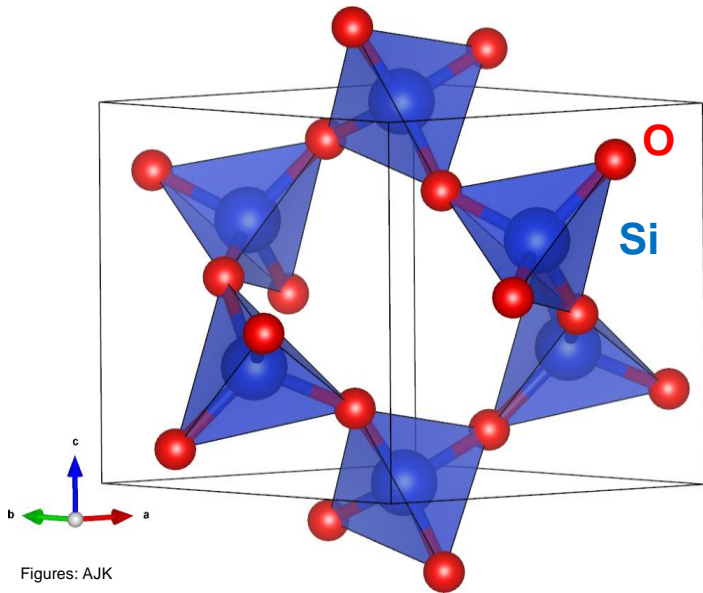
Polyvinylidene fluoride



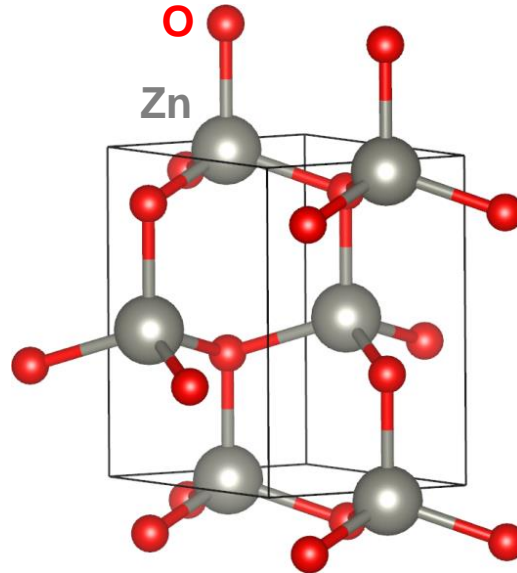
	GaN	ZnO	SiO <sub>2</sub>	BaTiO <sub>3</sub>	PZT-5H ("soft")	PMN-PT	LiNbO <sub>3</sub>	PVDF
Structure	Wurzite	Wurzite	$\alpha$ -quartz	Perovsk.	Perovsk.	Perovsk.	LiNbO <sub>3</sub>	Polymer
Piezoelectric	X	X	X	X	X	X	X	X
Pyroelectric	X	X	-	X	X	X	X	X
Ferroelectric	-	-	-	X	X	X	X	X
$d_{33}$ (pC N <sup>-1</sup> )	3.7	12.4	-2.3 ( $d_{11}$ )	149	593	2820	6	-33
$d_{31}$ (pC N <sup>-1</sup> )	-1.9	-5.0		-58	-274	-1330	-1.0	21
$d_{15}$ (pC N <sup>-1</sup> )	3.1	-8.3	0.67 ( $d_{14}$ )	242	741	146	69	-27



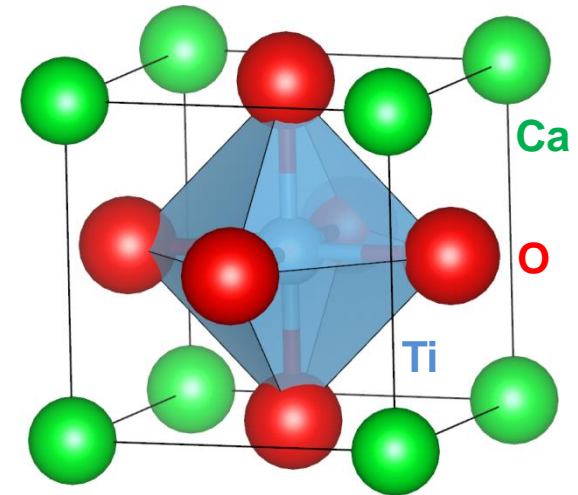
# Important crystal structures for piezoelectrics



Quartz  
 $\alpha$ -SiO<sub>2</sub> ( $P3_221$ )



Wurtzite  
ZnO ( $P6_3mc$ )



Perovskite  
CaTiO<sub>3</sub> ( $Pm-3m$ )

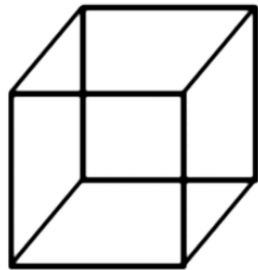
**The ideal cubic structure is centrosymmetric and not piezoelectric, see the next slide**



# BaTiO<sub>3</sub> phases (perovskite structure)

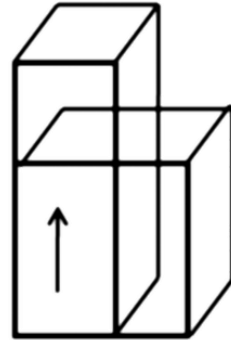
5°C < T < 120°C

T > 120°C



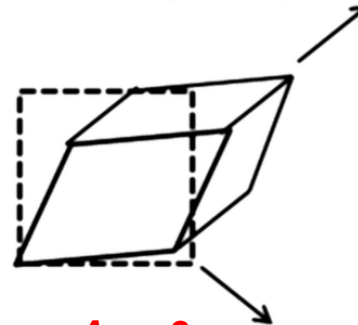
**Cubic** *Pm-3m*

**Centrosymmetric,  
no piezoelectric  
effect**



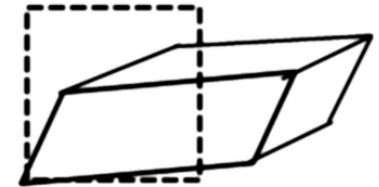
*P4mm*  
**Tetragonal**

-90°C < T < 5°C



*Amm2*  
**Orthorhombic**

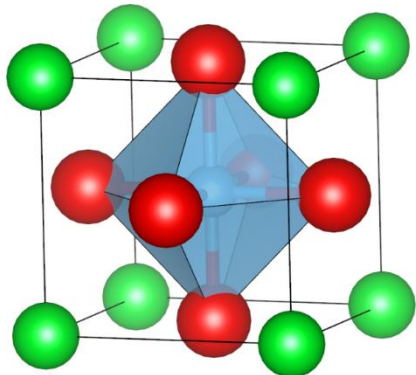
T < -90°C



*R3m*  
**Rhombohedral**

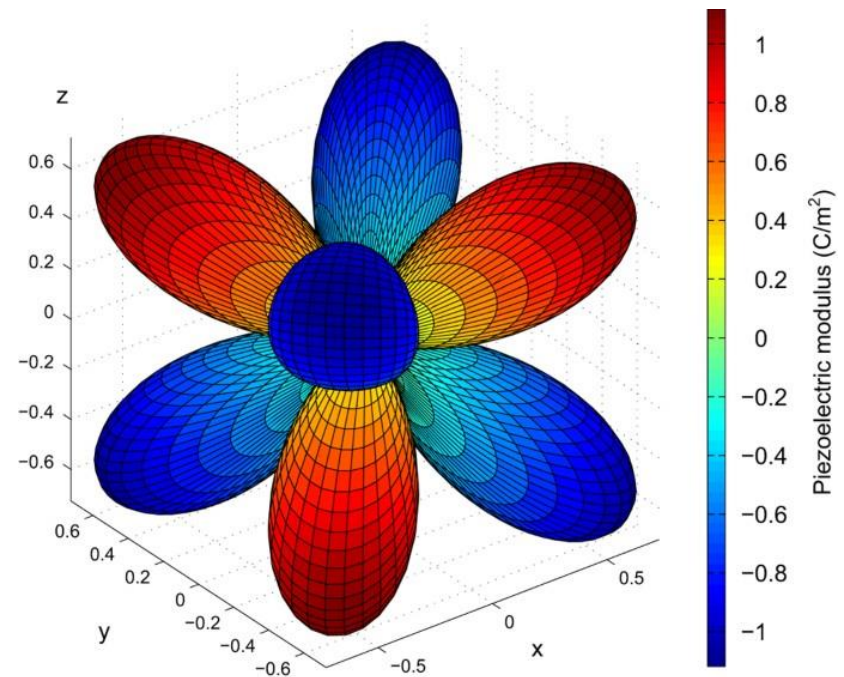
**Non-centrosymmetric,  
piezoelectric effect**

Nayak et al. RSC Adv. 2014, 4, 1212.



# High-throughput screening for piezoelectric materials (1)

- Piezoelectricity has been determined experimentally or computationally only for a small fraction of all inorganic compounds which display compatible crystallographic symmetry
- Persson and coworkers used Density Functional Theory (DFT) to calculate the piezoelectric tensors for nearly 1000 inorganic compounds.<sup>1</sup>
  - The amount of available piezoelectricity data was increased by more than an order of magnitude.



Visualization of the piezoelectric tensor: directional dependence of the longitudinal piezoelectric constant in cubic LaOF.

<sup>1</sup> de Jong, M., Chen, W., Geerlings, H., Asta, M., Persson, K. A. A database to enable discovery and design of piezoelectric materials. Sci Data 2, 150053 (2015). <https://doi.org/10.1038/sdata.2015.53>

# High-throughput screening for piezoelectric materials (2)

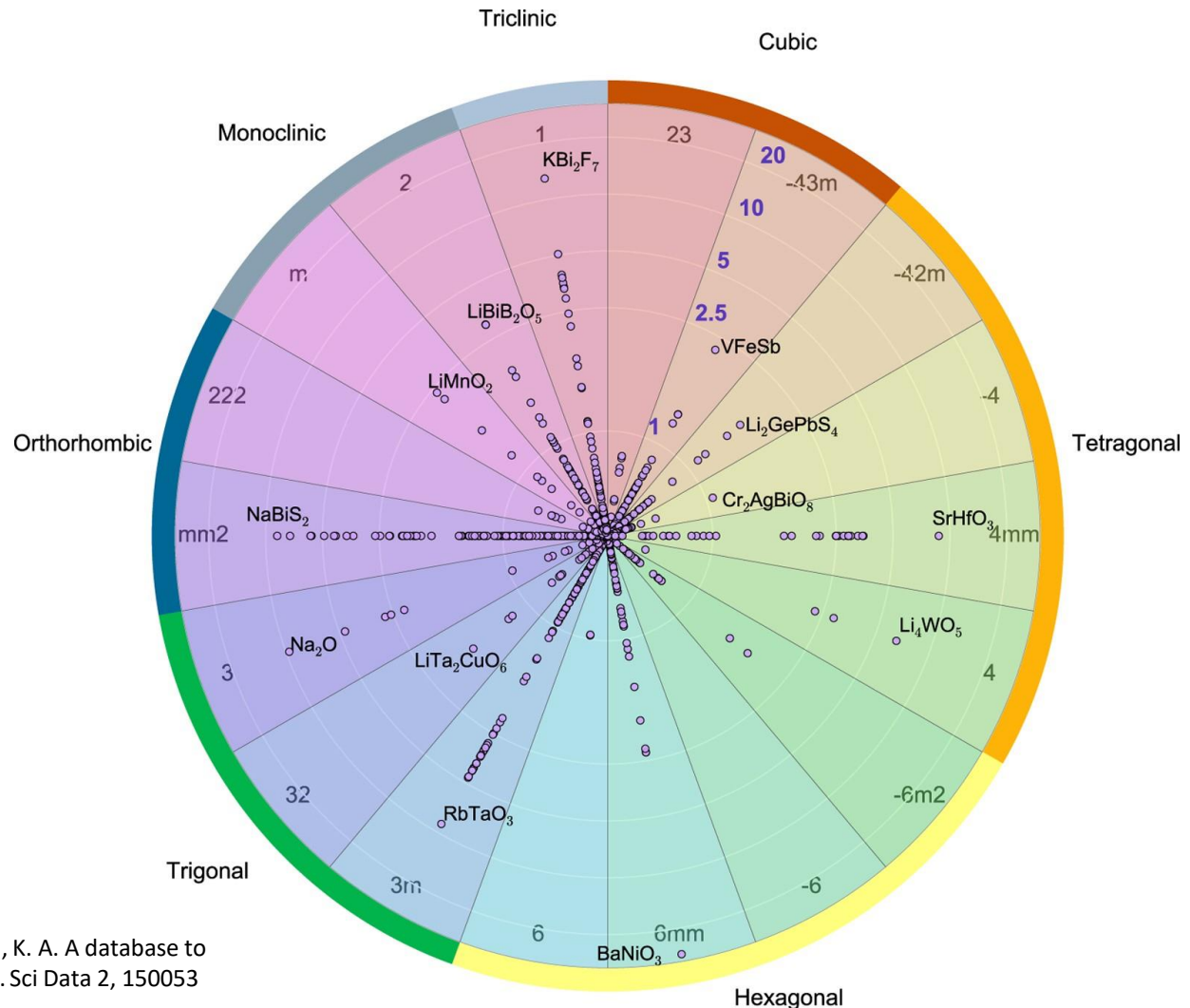
A graphical representation of the piezoelectric dataset, currently comprising of 941 materials.

A series of concentric circles indicate constant values of the maximum longitudinal piezoelectric modulus,  $\|e_{ij}\|_{\max}$ .

Concentric circles corresponding to moduli of 1, 2.5, 5, 10 and 20 C/m<sup>2</sup> are indicated explicitly in the figure.


The compounds are broken up according to the crystal system and the different point group symmetry-classes

de Jong, M., Chen, W., Geerlings, H., Asta, M., Persson, K. A. A database to enable discovery and design of piezoelectric materials. Sci Data 2, 150053 (2015). <https://doi.org/10.1038/sdata.2015.53>



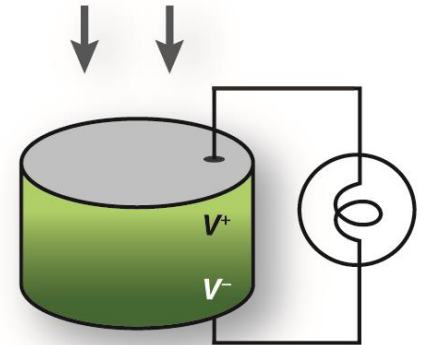
# Piezoelectricity: prospective applications

- Nanostructured piezoelectrics are being investigated for several applications
  - Piezotronics (piezo-electronics, e.g. piezopotential-based transistors)
  - Energy harvesting (convert mechanical energy to electricity)



*Mechanical stress*

*The mechanical stress polarizes the piezoelectric material, generating a voltage*



## Super-Flexible Nanogenerator for Energy Harvesting from Gentle Wind and as an Active Deformation Sensor



Sangmin Lee, Sung-Hwan Bae, Long Lin, Ya Yang, Chan Park, Sang-Woo Kim, Seung Nam Cha, Hyunjin Kim, Young Jun Park, and Zhong Lin Wang\*

*Adv. Funct. Mater.* **2012**,  
DOI: 10.1002/adfm.201202867

# Nanostructured piezoelectrics

## Piezoelectric Nanogenerators Based on Zinc Oxide Nanowire Arrays

Zhong Lin Wang<sup>1,2,3\*</sup> and Jinhui Song<sup>1</sup> SCIENCE VOL 312 14 APRIL 2006

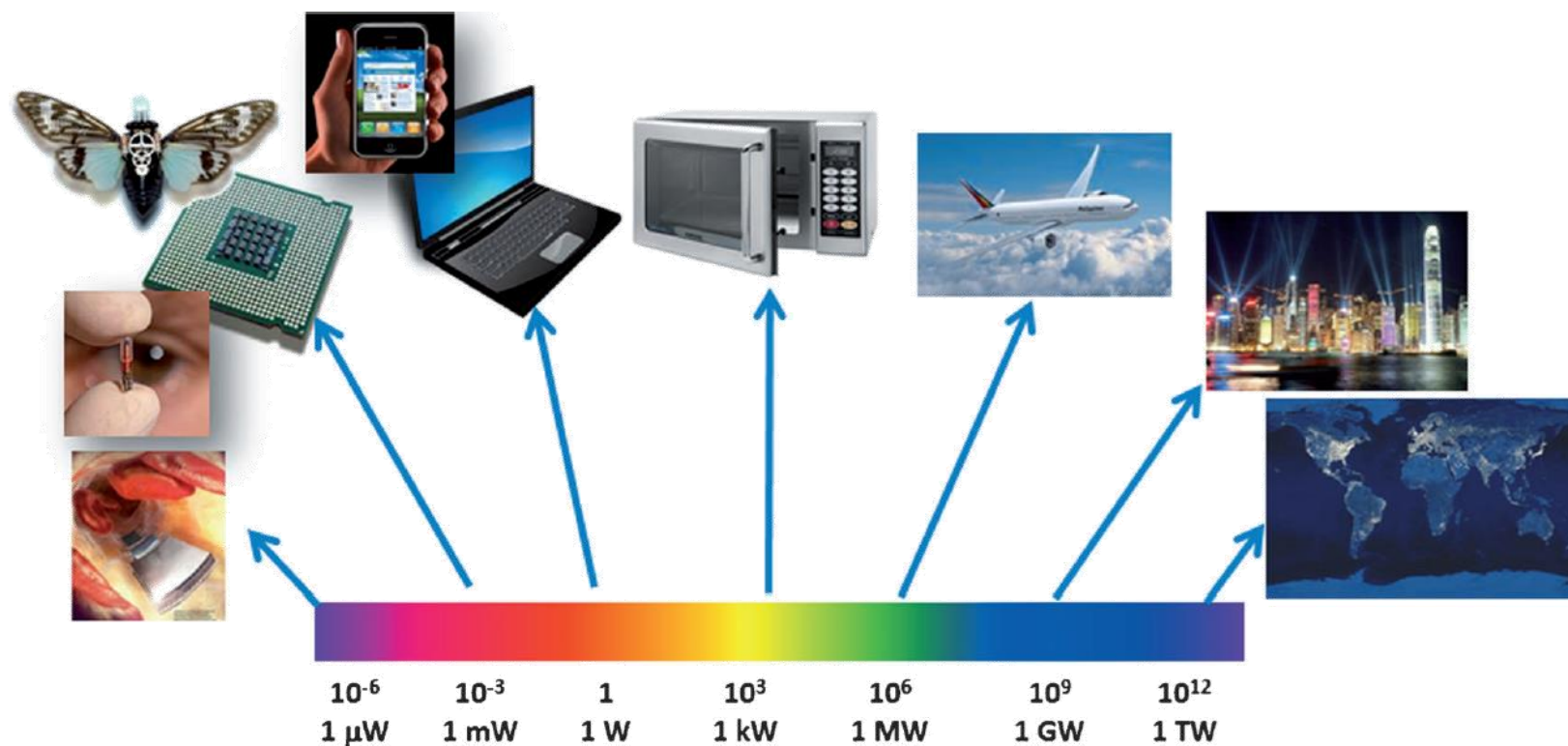


ZnO nanostructures synthesized under controlled conditions by thermal evaporation of solid powders (Wang, *Materials Today*, **2004**, 7, 26).

# Energy harvesting

## Nanotechnology-Enabled Energy Harvesting for Self-Powered Micro-/Nanosystems

Zhong Lin Wang\* and Wenzhuo Wu *Angew. Chem. Int. Ed.* **2012**, 51, 11700–11721



**Figure 1.** Power requirements for different applications: In the future there will be a great demand for mobile/implantable electronics with extremely low power consumption.