

Seminar 1: Kick-off for the Introduction to doctoral studies course

What I need to know about the course



Aalto University
School of Electrical
Engineering

Emma Holmlund, Antti Ojapelto
and Suvi Katajamäki

1.9.2023

Programme of today

- **9.15-9.55 Course practicalities, aims, networking**
- **Break 10 min**
- **10.05-11 Forming groups, introduction of the assignments and reflective writing methods**


Coordinators of the course



Emma
Holmlund



Suvi
Katajamäki




Antti Ojapelto



(Kitta
Peura)

Enrollment to the course



Have you all gotten a message from Sisu that you have been enrolled to the course?



If not, please let me know that and we will check after this session what we can do to get you enrolled.

Webpage in MyCourses

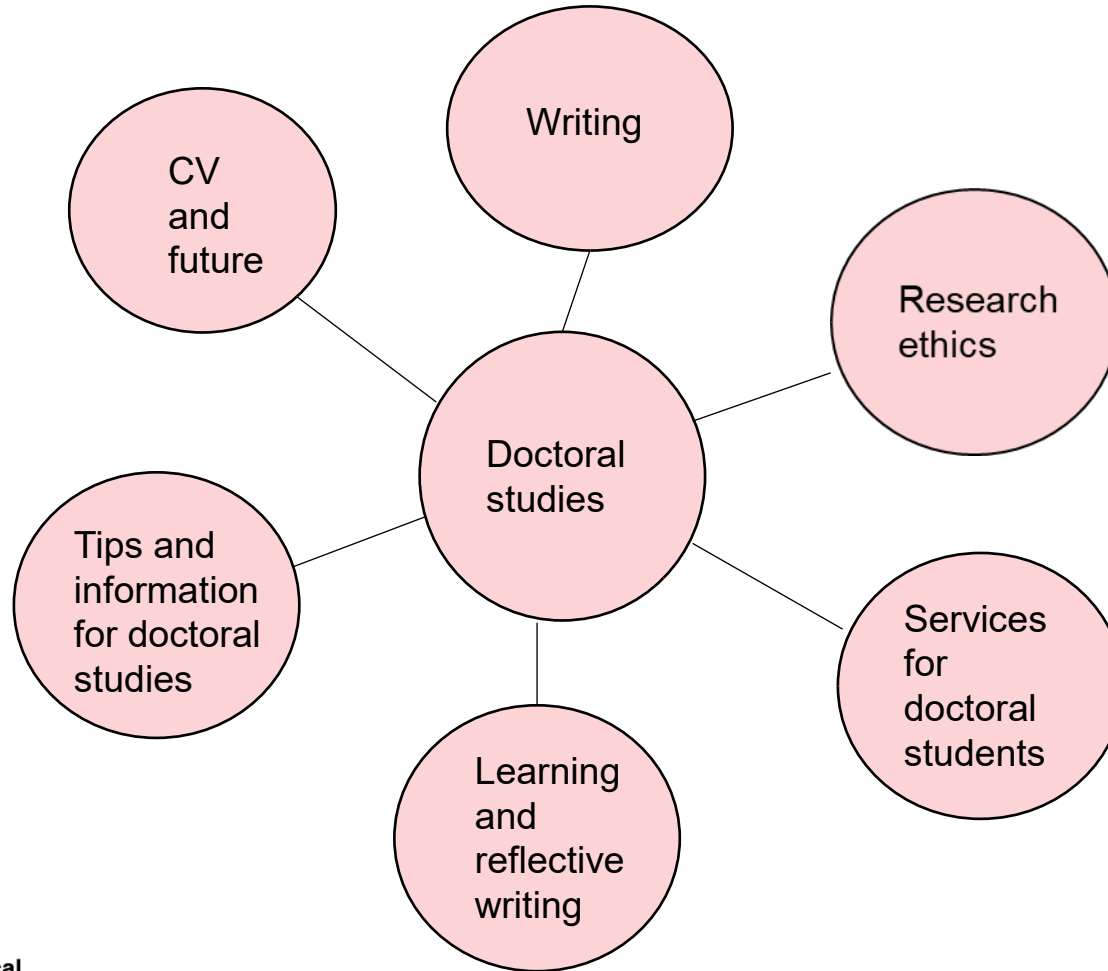
<https://mycourses.aalto.fi/course/view.php?id=39457>

Aims of this course

Once you have completed this course

- You have an overall picture of the content of your doctoral studies
- You know what services and support there is for doctoral students
- You have tools for your doctoral studies
- You know how to plan your doctoral studies and take your future plans into account.

Content of this course



Extent and structure of the course

2 ECTS:

- 6 Seminars
- Aalto Orientation Days or reading the material
- 3 Individual assignments
- 2 Group work assignments
- 1x20 min group feedback session, on writing

3 ECTS, in addition to previous:

- 3 Individual assignments
- 1x30 min individual feedback session, on writing
- Peer evaluation and feedback on one assignment

Seminars and schedule 2 cr

WHAT?	WHEN?	TOPICS / ADDITIONAL
Seminar 1: Kick-off	1 September, at 9-11 TU7	Introduction of the course, announcement of the assignments and forming groups Researcher's path – Introduction to practical tips
Aalto Orientation Days for Doctoral Students	4-5 September	Highly recommended to participate Late enrollment to udes@aalto.fi
Seminar 2	15 September, at 9-11 TU7	Researcher's path – introduction continues Communications
Assignment DL	20 September	Practical tips assignment (individual)
Seminar 3	22 September, at 9-11 TU7	Researcher's path – what were the learning outcomes? Research ethics – introduction
Assignment DL	4 October	Ethics (group work)
Seminar 4	6 October, at 9-11 TU7	Research ethics – what were the learning outcomes? Publishing
Assignment DL	11 October	Career assignment (CV + career plan)
Seminar 5	13 October, at 9-11 TU7	Career design and job search workshop
Assignment DL	23 October	Writing assignment (group work)
Feedback sessions for groups (Language instructor William Martin)	31 October	20 min session/group on writing assignment
Seminar 6	10 November, at 9-11 TU7	Panel discussion and tips from graduated doctors
Assignment DL	20 November	Final assignment, diary-type Reflect on your learning on the seminar topics, the Orientation Days and the assignments of the course.

In addition, to get 3 cr

WHAT?	WHEN?	TOPICS / ADDITIONAL
Assignment DL (3 cr course)	30 October	Pop-science pitch (individual writing)
Assignment DL (3 cr course)	6 November	Journal paper extended abstract (individual writing)
Assignment DL (3 cr course)	13 November	General research skills (individual)
Feedback sessions for the individual writing assignments (for 3 cr course)	14-15 November	20 min / student on individual writing assignments
Peer feedback DL (3 cr course)	4 December	Peer feedback on general research skills topic

Language Instructor William Martin

- **Group work on writing in English – compulsory**
- **Pop-science pitch – part of the 3 credit**
- **Journal-paper extended abstract – part of 3 credit**

Course requirements

- **Active participation in the 6 seminars**
 - Attendance compulsory. If absolutely needed, up to half of the seminars can be substituted by reading the seminar material for the final assignment. Please inform us if you need to be absent: elec-l0902@aalto.fi
- **Active participation in the Aalto Orientation Days**
 - Can be substituted by reading the seminar material for the final assignment
- **Active participation in group work**
- **All the assignments acceptably completed**
- **Participation in the feedback session(s)**
- **Peer evaluation (in 3 cr course)**

Questions?

Break exercises



Aalto University picture

Get to know your fellow doctoral students

Present yourself – phase I

Find people who were born in the same month as you.

After that tell the others in your group:

- your name**
- your country of origin**
- where you completed your Master's degree**
- your research field or topic (max 3 words)**
- your hobbies**
- which animal would you be and why**

Prepare to present some other member of your group – each member will present someone else to another group

Present yourself – phase II

1. Two groups go together as follows:

January – February

March – April

May – June

July – August

September – October

November – December

2. Each member shortly presents someone else in the group to the other group

- **be quick**
- **it's not so serious**

Break 10 min, back at 10.05

Assignment 1

Researcher's path

– Introduction to practical tips

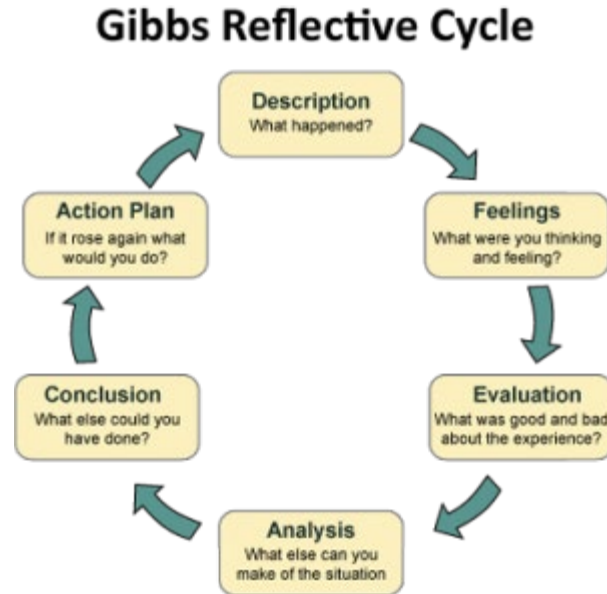
Assignment 1: Researcher's path – Practical tips, reflective writing

- **Individual assignment**
- **Read the booklet Practical tips for doctoral students**
- **Write a reflective essay using Gibbs reflective cycle**
- **The learning outcomes will be discussed in seminar 3**

Reflective writing

Gibbs reflective cycle

Gibbs' Reflective Cycle

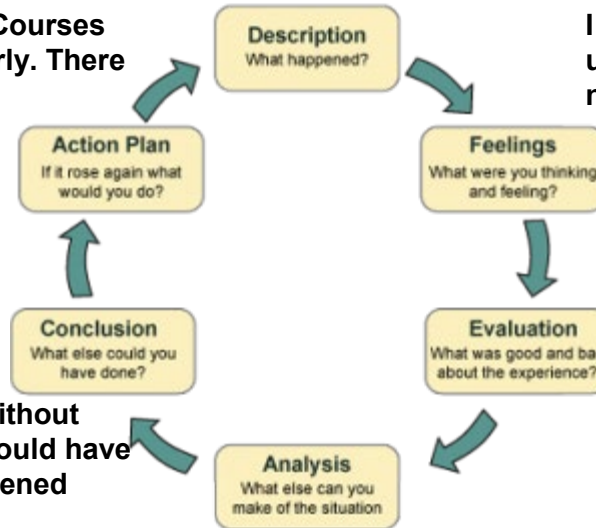


Gibbs' Reflective Cycle

I listened to a presentation on Gibbs' reflective cycle by Antti Ojapelto. 28 other doctoral students present. Got an idea how to use it.

Gibbs Reflective Cycle

I need to see materials linked in the MyCourses page to see how I use this model properly. There should be some examples, too.



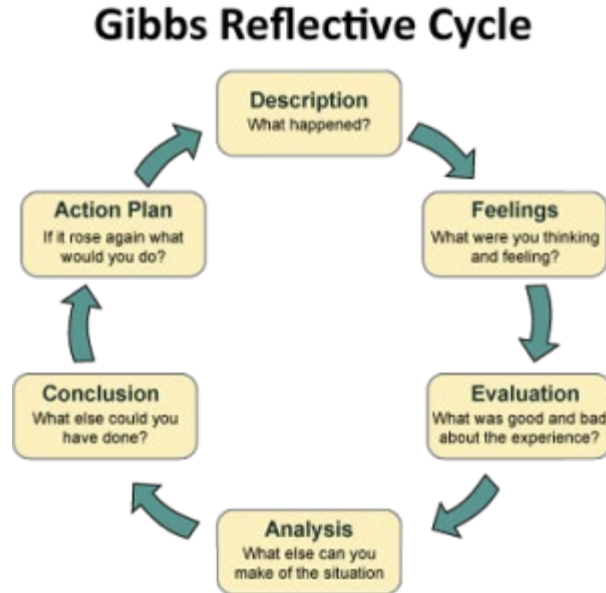
I was quite curious as this seems something useful. / I felt really frustrated, I just want to do, not use my time for reflection.

It's hard to learn anything thoroughly without trying yourself, this thing especially. I could have been more active though, or at least listened more carefully.

I'm interested in how I learn, so finding another tool for that is valuable.. / It's good that they present this if they require it, even though the whole reflection is a waste of time.

The presentation was ok, but I was new to this and still not sure if I can really use the model properly.

Gibbs' Reflective Cycle



Reflect on something that happened today.
Try to use this model.

Assignment 2

Writing assignment

Assignment 2: Writing group work

- **Group assignment**
- **Topic freely selected**
- **Author's contribution included**
- **Group feedback in late October from William Martin**

Assignment 2: Writing group work

- **Groups research field specific**
 - Find your own research field on the tables
 - Form groups of 3 persons
 - Write your names on the papers on the teacher's table to form your group and remember to exchange your contact information

Assignment 3

Research ethics group work

Assignment 3: Research ethics group work

- Group assignment
- Choose one or several topics in MyCourses and enroll to it/them by 10 September:
<https://mycourses.aalto.fi/mod/choice/view.php?id=1066410>
- The groups will be announced by email after the deadline
- Further introduction to the topic in seminar 3
- The learning outcomes will be discussed in seminar 4
- Research ethics course (23.10.-29.11):
<https://www.aalto.fi/en/doctoral-education/research-ethics-for-doctoral-students-course>

Assignment 4

CV and career plan

Assignment 4: CV and career plan

- **Individual assignment**
- **You have a chance to update your CV and career plan in/after the Career design and job search workshop in seminar 5**
- **The workshop is organized by the career services**

- **Before this workshop you should submit your academic CV and career plan to MyCourses (the career plan is part of the doctoral personal study plan), dl 11 October**

Final Assignment

Final assignment options, 4-5 pages

Individual assignment

1. Diary + final reflection
2. Continuous reflection of the course topics

Remember to write notes/diary about every seminar/event for yourself.

Option 1: diary + final reflection, 4-5 pages

- **Write about (diary):**
 - Orientation Days (participation or reading material)
 - Seminars 2-6: Pick the topics from 4 out of 5 seminars. If you have missed some seminars, read the seminar material from the course website (Remember: participation in at least 3 seminars is compulsory!)
- **Include 2-3 page reflection on what you learned overall on the course: on Orientation Days, the selected 4 seminars**
- **You can use the Gibbs method, the learning diary method or some other reflective learning method, remember references!**

Option 2: Continuous reflection

Choose to do the reflection using:

- the Gibb's reflective cycle, the learning diary or some other reflective learning method, remember references!

Do 5 separate reflection cycles/learning diaries about:

- Orientation Days (participation or reading material) and
- Seminars 2-6: Pick the topics from 4 out of 5 seminars. If you have missed some seminars, read the seminar material from the course website (Remember: participation in at least 3 seminars is compulsory!)

Learning diary – a tool for reflection

- reflection of what you have heard, discussed, read or experienced at the course
- a mere summary is not enough. A learning diary demonstrates critical thinking.

Steps

1. Before the seminar - what were your expectations?
2. Short introduction – what did you learn and how was the learning realized? Assessment of the success of your learning.
3. Briefly the content of the learning and the discussions. Content assessment.
4. Analytical reflection on the content and your own learning.

Additional assignments for 3 cr course

Additional assignments for 3 cr

- **Individual writing assignments**
 - Pop-science pitch + Journal-paper extended abstract
 - Feedback from William Martin
- **General research skills essay**
 - Pick a book that interests you (check the options)
 - Peer evaluation/feedback

Wrap-up - seminar 1

Are the following true for you?

- I have an overall picture of the course and its requirements
- I have gotten to know some new fellow student(s)
- I have gotten tools for reflecting and improving my own learning

How do you feel about your doctoral studies now?

<https://presemo.aalto.fi/intro22>

Upcoming events

Aalto Orientation Days



- **Highly recommended for all doctoral students at Aalto University. Information on services available.**
- **Organized 5-6.9.2023**
- **Separate enrollment, check if late enrollment is possible:
udes@aalto.fi**

See you in the ELEC session of the Orientation Days and in Seminar 2!

