

[Feedback of my courses](#) /

[CHEM-A2600 - Kemianteekniikan ohjelmointikurssi, Luento-opetus, 22.4.2024-28.6.2024](#) /

Survey report

CHEM-A2600 - Kemianteekniikan ohjelmointikurssi, Luento-opetus,
22.4.2024-28.6.2024 - Survey report

RESPONDENTS
34 / 96

35%

AJALLA: 17.06.2024 - 05.07.2024

TEACHERS: ANTTI KARTTUNEN



Publishing function is not available. Reason: Report already published

Teacher´s response to feedback

Kiitos paljon antamastanne palautteesta! Kurssin kesätoteutus meni mielestäni sujuvasti ja palautteen perusteella olitte varsin pitkälti samaa mieltä. Moni oli ohjelmoinnin kanssa tekemisissä ensimmäistä kertaa ja oli hienoa nähdä, kuinka valtavasti kehityitte kurssin aikana.

Positiivista palautetta tuli siitä, että kurssi oli mahdollista suorittaa joustavasti etänä. Kurssille toivottiin myös ruotsinkielistä oppimateriaalia ja tehtävien kääntämistä ruotsiksi. Tähän mennessä kandiohjelman ruotsinkielinen käännöstyö on keskittynyt laboratorioskursseihin, mutta toivon itsekin, että niiden jälkeen pystyisimme kääntämään tämän kurssin materiaalit ruotsiksi ja mahdollisesti myös englanniksi.

Annoitte myös konkreettista palautetta tehtävistä tehtäväpakettien palautelaatikoihin ja olen kirjannut sieltä useita kehitysehdotuksia muistiin. Kiitos paljon!

Terveisin

Antti

PUBLISHED ON 08.07.2024 / ANTTI KARTTUNEN

Survey report: Loppupalaute - End-of-course feedback - End-of-course survey

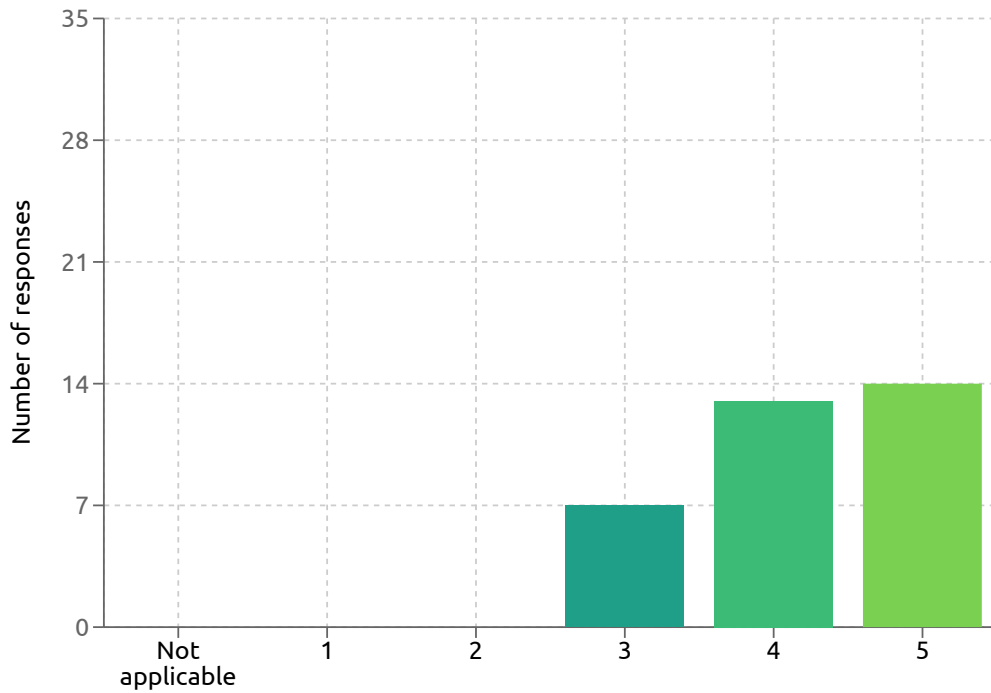
My overall assessment of the course

1 = Fair, 2 = Satisfactory, 3 = Good, 4 = Very good, 5 = Excellent

Arvo	Number of respondents	%
Not applicable	0	0.0
1	0	0.0
2	0	0.0
3	7	20.6
4	13	38.2
5	14	41.2
Total	34	100.0

AVERAGE 4.2

STANDARD DEVIATION 0.8



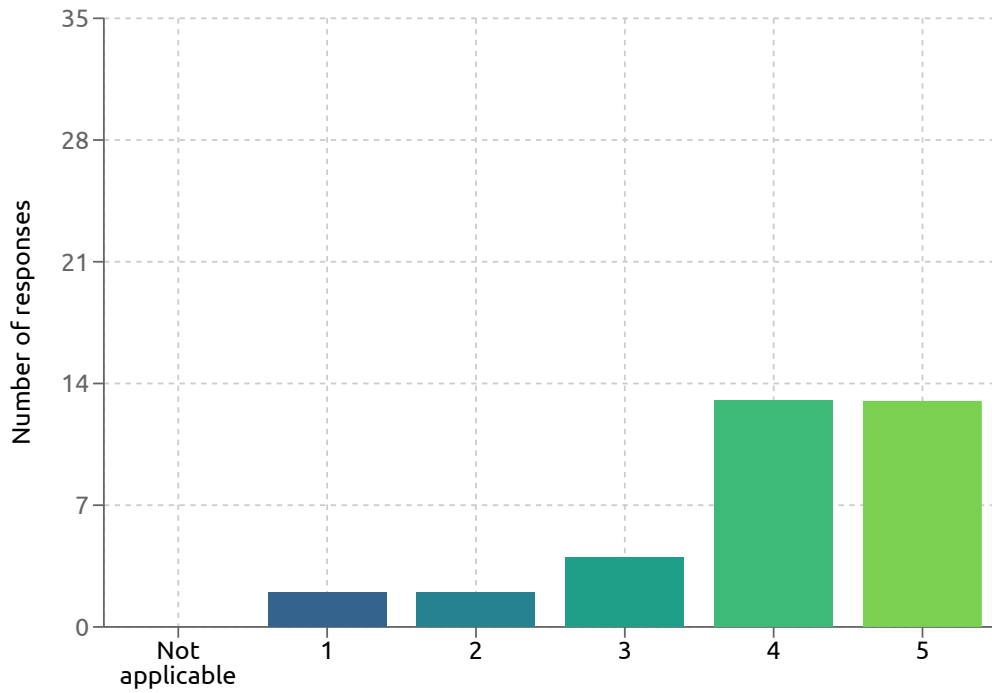
The teaching methods (lectures, labs, group work, online study, assignments etc.) supported my learning

1 = Strongly disagree, 2 = Disagree, 3 = Neither agree nor disagree, 4 = Agree, 5 = Strongly agree

Arvo	Number of respondents	%
Not applicable	0	0.0
1	2	5.9
2	2	5.9
3	4	11.8
4	13	38.2
5	13	38.2
Total	34	100.0

AVERAGE 4.0

STANDARD DEVIATION 1.1



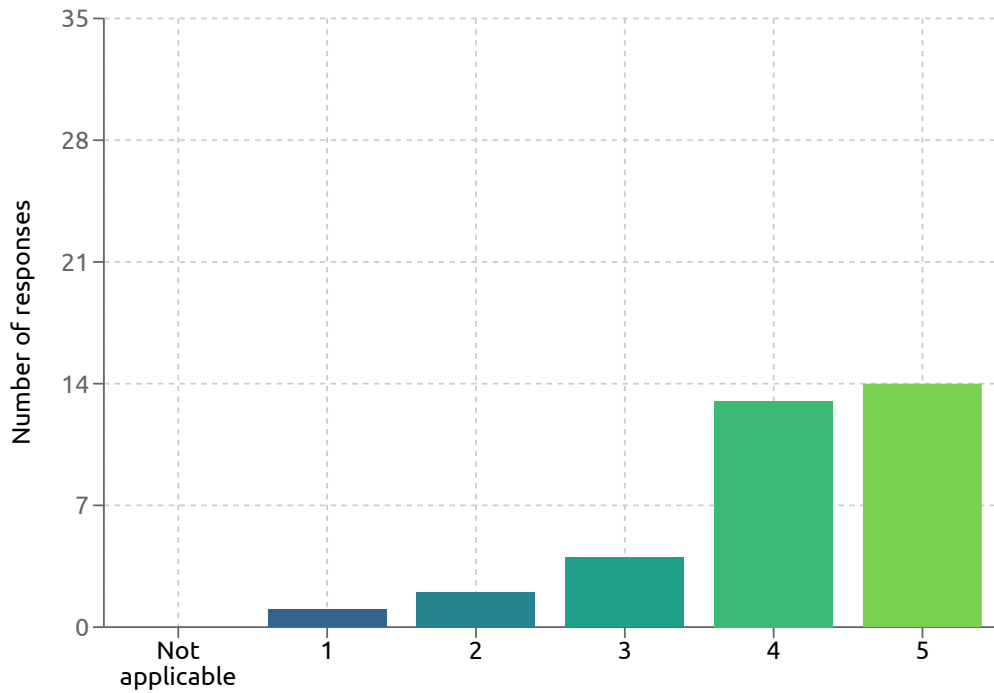
I am pleased with my study effort on this course

1 = Strongly disagree, 2 = Disagree, 3 = Neither agree nor disagree, 4 = Agree, 5 = Strongly agree

Arvo	Number of respondents	%
Not applicable	0	0.0
1	1	2.9
2	2	5.9
3	4	11.8
4	13	38.2
5	14	41.2
Total	34	100.0

AVERAGE 4.1

STANDARD DEVIATION 1.0



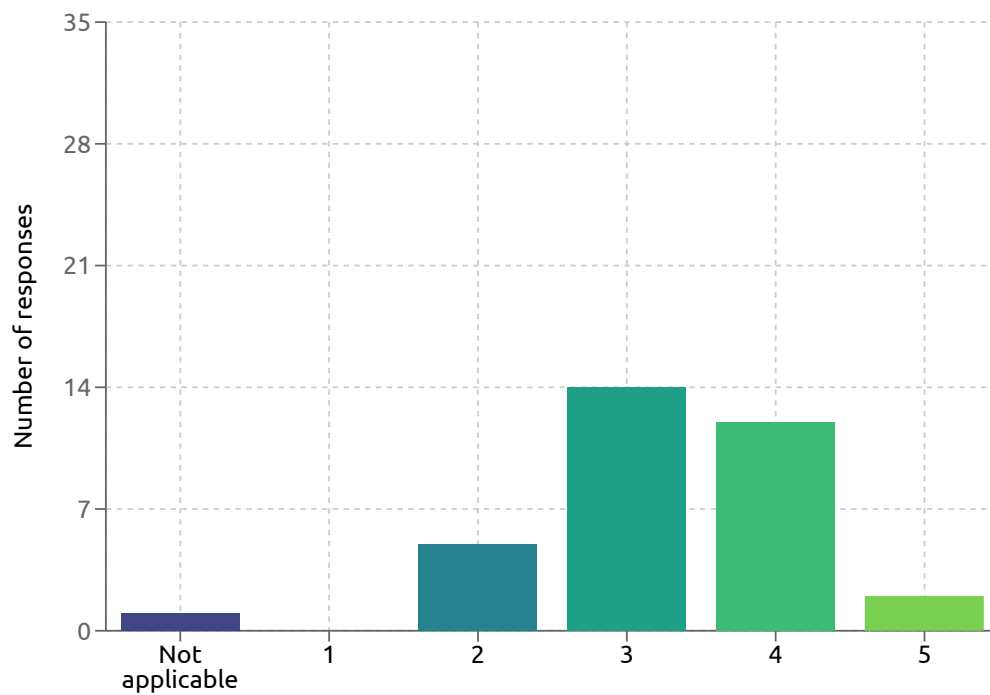
According to the guidelines, one credit (ECTS) requires 27 hours of student work. Compared with this, the completion of the course required

1 = Considerably less time, 2 = Slightly less time, 3 = The right amount of time, 4 = Slightly more time, 5 = Considerably more time

Arvo	Number of respondents	%
Not applicable	1	2.9
1	0	0.0
2	5	14.7
3	14	41.2
4	12	35.3
5	2	5.9
Total	34	100.0

AVERAGE 3.3

STANDARD DEVIATION 0.8



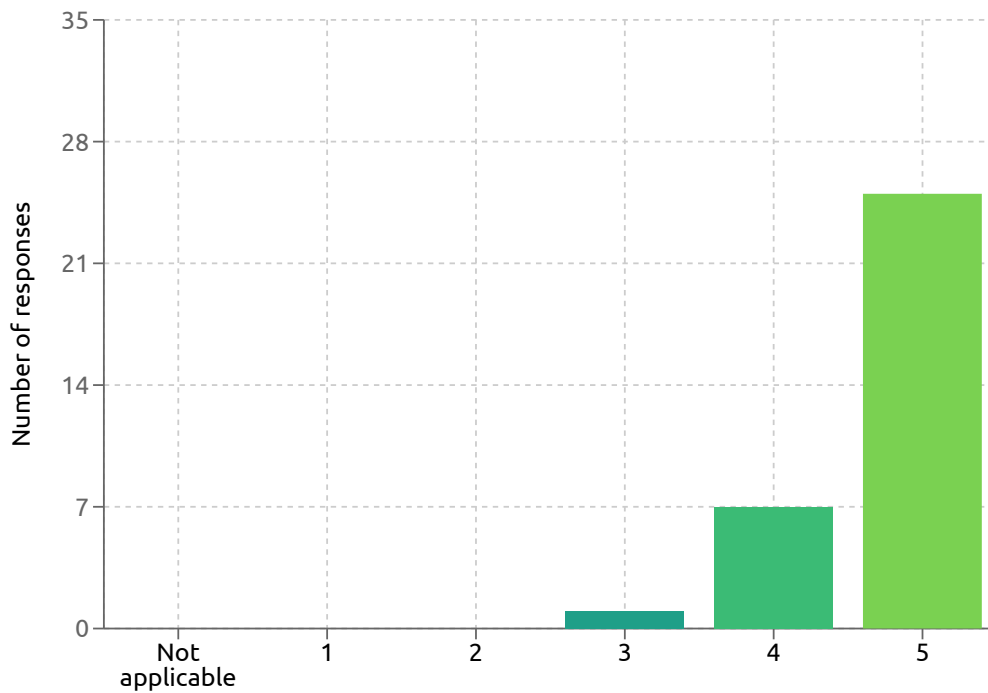
The course content and objectives corresponded to those of the course description

1 = Strongly disagree, 2 = Disagree, 3 = Neither agree nor disagree, 4 = Agree, 5 = Strongly agree

Arvo	Number of respondents	%
Not applicable	0	0.0
1	0	0.0
2	0	0.0
3	1	3.0
4	7	21.2
5	25	75.8
Total	33	100.0

AVERAGE 4.7

STANDARD DEVIATION 0.5



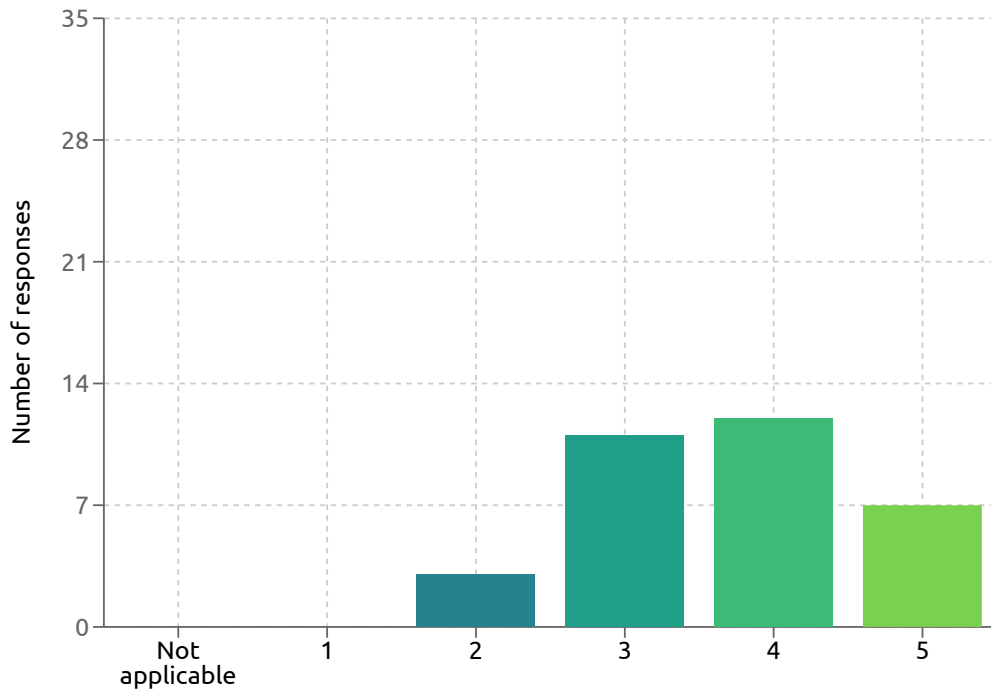
How was your study motivation affected by the course?

1 = It suffered notably, 2 = It suffered slightly, 3 = It was not affected by the course, 4 = It improved slightly, 5 = It improved notably

Arvo	Number of respondents	%
Not applicable	0	0.0
1	0	0.0
2	3	9.1
3	11	33.3
4	12	36.4
5	7	21.2
Total	33	100.0

AVERAGE 3.7

STANDARD DEVIATION 0.9



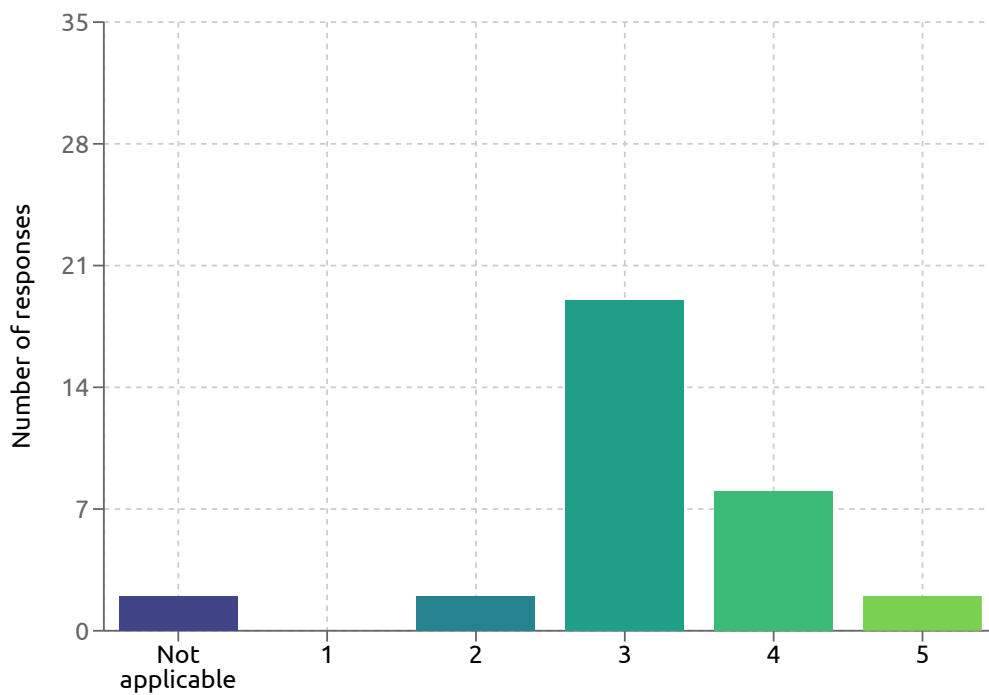
Compared with other courses of similar level that I have completed at the school, the course was

1 = Considerably easier, 2 = Slightly easier, 3 = Equally challenging, 4 = Slightly more challenging, 5 = Considerably more challenging

Arvo	Number of respondents	%
Not applicable	2	6.1
1	0	0.0
2	2	6.1
3	19	57.6
4	8	24.2
5	2	6.1
Total	33	100.0

AVERAGE 3.3

STANDARD DEVIATION 0.7



The course enhanced my general skills (such as teamwork skills, writing skills, problem-solving skills and a systematic working approach)

1 = Strongly disagree, 2 = Disagree, 3 = Neither agree nor disagree, 4 = Agree, 5 = Strongly agree

Arvo	Number of respondents	%
Not applicable	1	3.0
1	1	3.0
2	2	6.1
3	4	12.1
4	19	57.6
5	6	18.2
Total	33	100.0

AVERAGE 3.8

STANDARD DEVIATION 0.9

