

# How to pass the PMP certification the first time

---

*Free resources and suggestions*



*Elena Comincioli*

- 
1. PMI: **What is it?**
  2. PMI: **Different kinds of certifications**
  3. PMP: **What is it?**
  4. PMP: **What you need to apply?**
  5. PMP: **study for the test**
  6. Prepare for the PMP. **What don't you need?**
  7. Prepare for the PMP. **What do you need?**
  8. Life after the PMP

# 1.PMI: What is it?

## 1<sup>st</sup> lesson of Prof. Matti

### History of project management

- **PM** has developed as a discipline from the 1950's
- **Background in military and construction industry**
- **Some milestones:**
  - 1957 Critical Path Method (CPM)
  - 1958 PERT (Program Evaluation and Review Technique)
  - Project Management Institute (**PMI**), founded in 1969
  - **Today, PM is seen more than just a 'technical exercise'**
    - How to motivate people, how to set goals, etc.

# 1.PMI: What is it?

## **Project Management Institute PMI**

Leading not-for-profit professional membership association for the project management profession

**Certifications**

**Global Standards**

**Chapters and Community**

**Training and Education**

**Thought leadership**

**Academic Research**

# 1.PMI: What is it?

## **Project Management Institute PMI**

Leading not-for-profit professional membership association for the project management profession

## **Certifications**

### **Global Standards**

### **Chapters and Community**

### **Training and Education**

### **Thought leadership**

### **Academic Research**

## 2.PMI: Different kinds of certifications

### Certification Types

Project Management Professional (PMP)®	Program Management Professional (PgMP)®
Portfolio Management Professional (PfMP)®	Certified Associate in Project Management (CAPM)®
PMI Agile Certified Practitioner (PMI-ACP)®	PMI Risk Management Professional (PMI-RMP)®
PMI Professional in Business Analysis (PMI-PBA)®	PMI Scheduling Professional (PMI-SP)®

## 2. PMI: Different kinds of certifications



### 3. PMP: What is it?

---

The Project Management Professional (PMP)<sup>®</sup> is the most important industry-recognized certification for project managers

You can find PMPs leading projects in nearly every country and, unlike other certifications that focus on a particular geography or domain, the PMP<sup>®</sup> is truly global. As a PMP, you can work in virtually any industry, with any methodology and in any location.

The PMP can also provide a significant advantage when it comes to salary and earning potential. Among survey respondents to PMI's Earning Power Salary Survey, those with a PMP certification garner a higher salary (20% higher on average) than those without a PMP certification.



## 4. PMP: What you need to apply?

---

- A four-year degree (bachelor's or the global equivalent) and at least three years of project management experience, with 4,500 hours leading and directing projects and 35 hours of project management education.

or

- A secondary diploma (high school or the global equivalent) with at least five years of project management experience, with 7,500 hours leading and directing projects and 35 hours of project management education.

## 4.PMP: What you need to apply?

- A four-year degree (bachelor's or the global equivalent)

and at least three years of project management experience, with 4,500 hours leading and directing projects

and 35 hours of project management education.

or

- A secondary diploma (high school or the global equivalent) with at least five years of project management experience, with 7,500 hours leading and directing projects and 35 hours of project management education.

## 4. PMP: 4500 hours as a PM



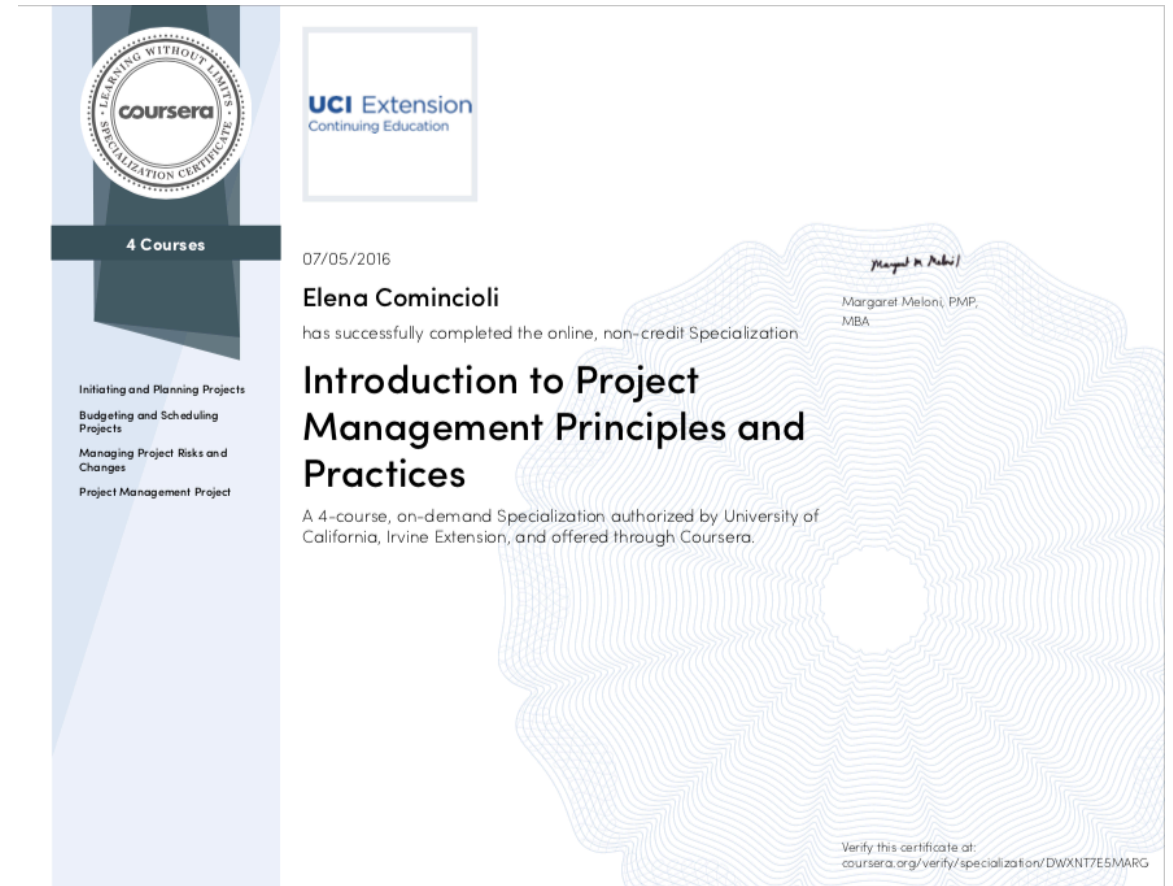
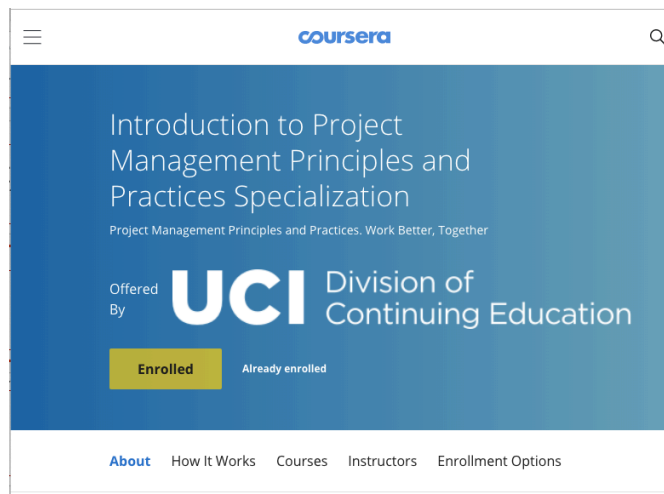
Elena Comincioli



## 4. PMP: 35 hour education

**Confirm your project management education**  
(35 hours of formal project management education)

[https://www.coursera.org/specializations/project-management?](https://www.coursera.org/specializations/project-management?specialization=project-management&course=project-management&courseIndex=1)



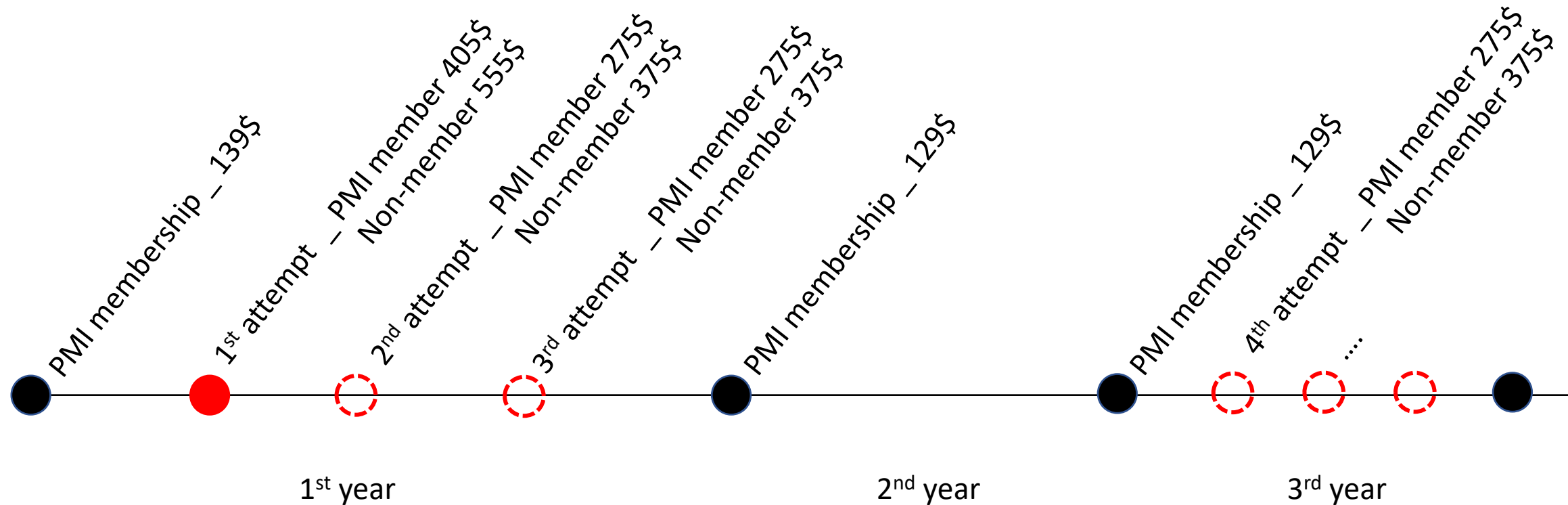
## 5. PMP: study for the test

---

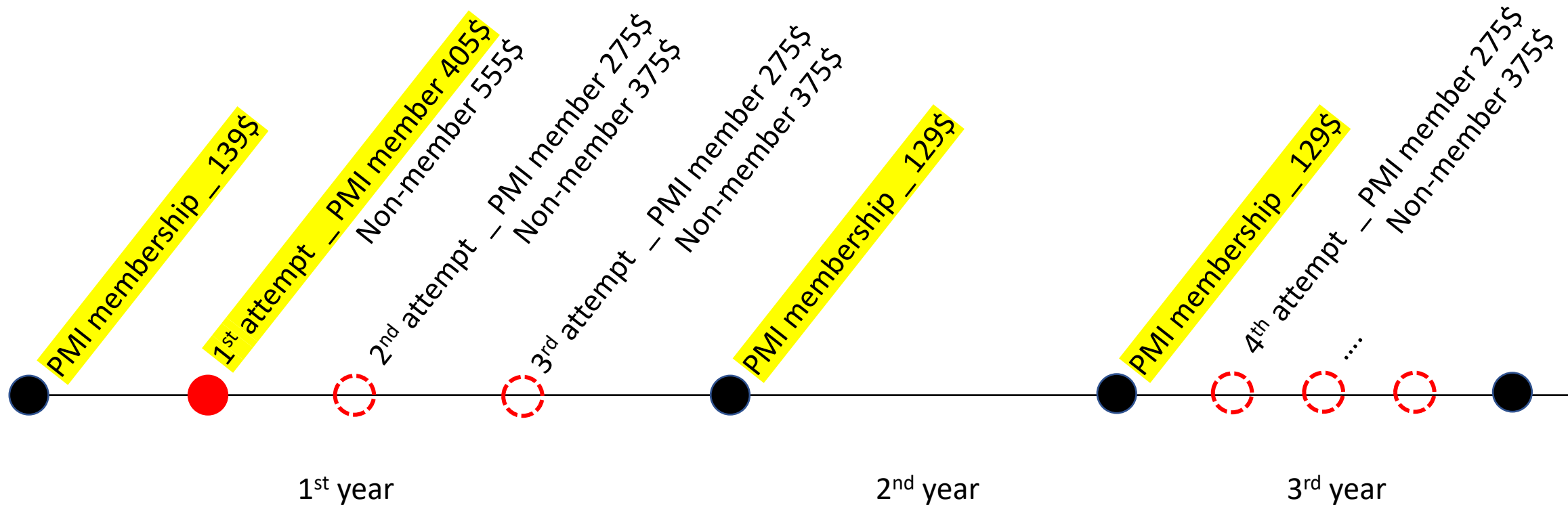
**Goal 1:** pass the first time (& what happens if you fail)

**Goal 2:** spend less money as possible

## 5. PMP: study for the test



## 5. PMP: study for the test

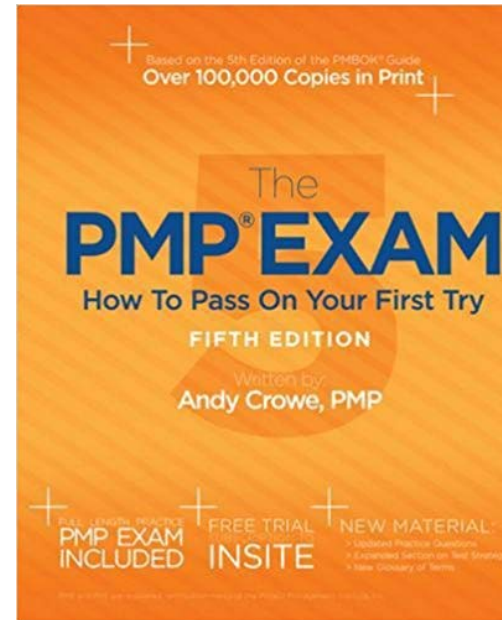
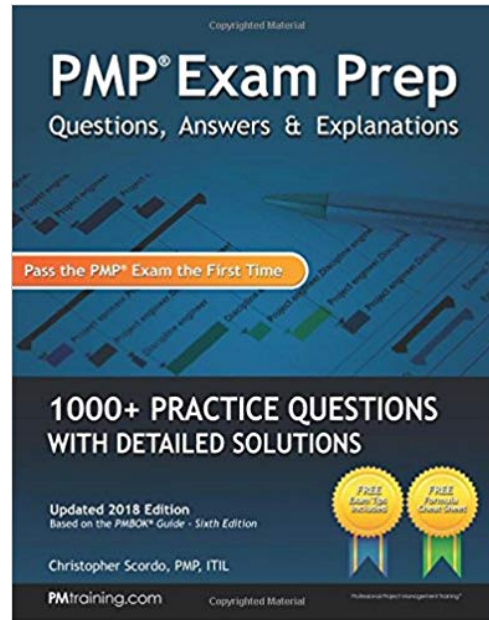
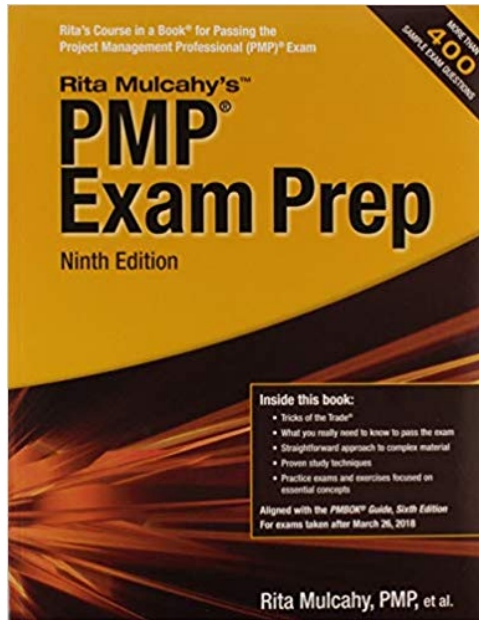


---

**200 multiple-choice questions,  
4 hours to complete it.**



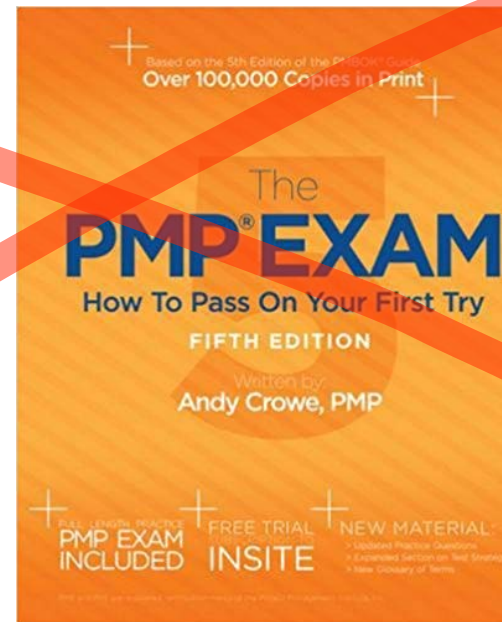
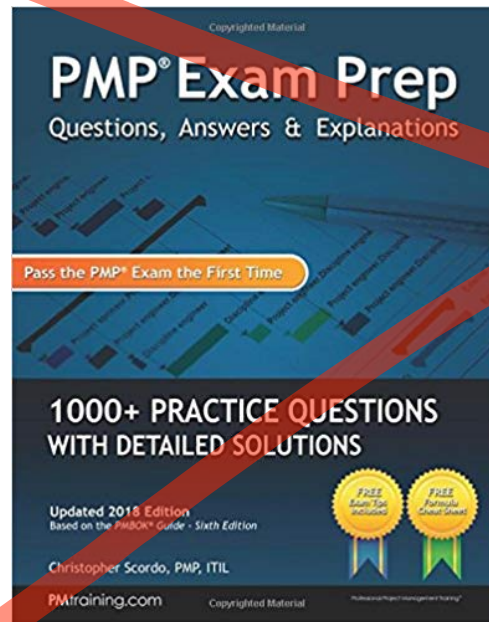
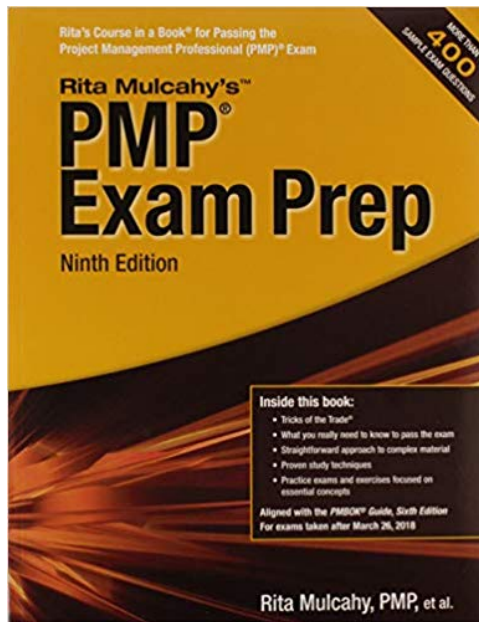
## 6. Prepare for the PMP. What **don't** you need?



= 400€

...


## 6. Prepare for the PMP. What **don't** you need?



= 400€

...

# 7. Prepare for the PMP. What do you need?



Knowledge Areas	Project Management Process Groups				
	Initiating Process Group	Planning Process Group	Executing Process Group	Monitoring and Controlling Process Group	Closing Process Group
4. Project Integration Management	4.1 Develop Project Charter	4.2 Develop Project Management Plan 4.4 Manage Project Knowledge	4.3 Direct and Manage Project Work	4.5 Monitor and Control Project Work 4.6 Perform Integrated Change Control	4.7 Close Project or Phase
5. Project Scope Management		5.1 Plan Scope Management 5.2 Collect Requirements 5.3 Define Scope 5.4 Create WBS		5.5 Validate Scope 5.6 Control Scope	
6. Project Schedule Management		6.1 Plan Schedule Management 6.2 Define Activities 6.3 Sequence Activities 6.4 Estimate Activity Durations 6.5 Develop Schedule		6.6 Control Schedule	
7. Project Cost Management		7.1 Plan Cost Management 7.2 Estimate Costs 7.3 Determine Budget		7.4 Control Costs	
8. Project Quality Management		8.1 Plan Quality Management	8.2 Manage Quality	8.3 Control Quality	
9. Project Resource Management		9.1 Plan Resource Management 9.2 Estimate Activity Resources	9.3 Acquire Resources 9.4 Develop Team 9.5 Manage Team	9.6 Control Resources	
10. Project Communications Management		10.1 Plan Communications Management	10.2 Manage Communications	10.3 Monitor Communications	
11. Project Risk Management		11.1 Plan Risk Management 11.2 Identify Risks 11.3 Perform Qualitative Risk Analysis 11.4 Perform Quantitative Risk Analysis 11.5 Plan Risk Responses	11.6 Implement Risk Responses	11.7 Monitor Risks	
12. Project Procurement Management		12.1 Plan Procurement Management	12.2 Conduct Procurements	12.3 Control Procurements	
13. Project Stakeholder Management	13.1 Identify Stakeholders	13.2 Plan Stakeholder Engagement	13.3 Manage Stakeholder Engagement	13.4 Monitor Stakeholder Engagement	

Table 1-4 (guide). Project Management Process Group and Knowledge Area Mapping  
A Guide to the Project Management Body of Knowledge (PMBOK® Guide) – Sixth Edition, ©2017 Project Management Institute, Inc. All rights reserved.



<https://www.pmi.org/pmbok-guide-standards/foundational/pmbok>

## 5. Prepare for the PMP. What do you need?

Knowledge Areas	Project Management Process Groups				
	Initiating Process Group	Planning Process Group	Executing Process Group	Monitoring and Controlling Process Group	Closing Process Group
<b>4. Project Integration Management</b>	4.1 Develop Project Charter	4.2 Develop Project Management Plan	4.3 Direct and Manage Project Work 4.4 Manage Project Knowledge	4.5 Monitor and Control Project Work 4.6 Perform Integrated Change Control	4.7 Close Project or Phase
<b>5. Project Scope Management</b>		5.1 Plan Scope Management 5.2 Collect Requirements 5.3 Define Scope 5.4 Create WBS		5.5 Validate Scope 5.6 Control Scope	
<b>6. Project Schedule Management</b>		6.1 Plan Schedule Management 6.2 Define Activities 6.3 Sequence Activities 6.4 Estimate Activity Durations 6.5 Develop Schedule		6.6 Control Schedule	
<b>7. Project Cost Management</b>		7.1 Plan Cost Management 7.2 Estimate Costs 7.3 Determine Budget		7.4 Control Costs	

<b>8. Project Quality Management</b>		8.1 Plan Quality Management	8.2 Manage Quality	8.3 Control Quality	
<b>9. Project Resource Management</b>		9.1 Plan Resource Management 9.2 Estimate Activity Resources	9.3 Acquire Resources 9.4 Develop Team 9.5 Manage Team	9.6 Control Resources	
<b>10. Project Communications Management</b>		10.1 Plan Communications Management	10.2 Manage Communications	10.3 Monitor Communications	
<b>11. Project Risk Management</b>		11.1 Plan Risk Management 11.2 Identify Risks 11.3 Perform Qualitative Risk Analysis 11.4 Perform Quantitative Risk Analysis 11.5 Plan Risk Responses	11.6 Implement Risk Responses	11.7 Monitor Risks	
<b>12. Project Procurement Management</b>		12.1 Plan Procurement Management	12.2 Conduct Procurements	12.3 Control Procurements	
<b>13. Project Stakeholder Management</b>	13.1 Identify Stakeholders	13.2 Plan Stakeholder Engagement	13.3 Manage Stakeholder Engagement	13.4 Monitor Stakeholder Engagement	

## 7. Prepare for the PMP. What **do** you need?

PMP exam preparation

Day		PMBOK _ mattina	PMP orange _ pomeriggio	PMP fotocopie _ pomeriggio	PMP test _ pomeriggio
Wed, 5 Jul 2017		1-2-13-5 - Stakeholder management - Scope management	1-2-13-5 - Stakeholder management - Scope management	1-2-13-5 - Stakeholder management - Scope management	
Thu, 6 Jul 2017		9_ HR management	9_ HR management	9_ HR management	
Fri, 7 Jul 2017		6 Time management	6 Time management	6 Time management	P 92
Sat, 8 Jul 2017					
Sun, 9 Jul 2017					
Mon, 10 Jul 2017		6 _ Time management	6 _ Time management	6 _ Time management	P 92
Tue, 11 Jul 2017		7_ Cost Management	7_ Cost Management	7_ Cost Management	p.133
Wed, 12 Jul 2017		8 _ quality	8 _ quality	8 _ quality	p.172



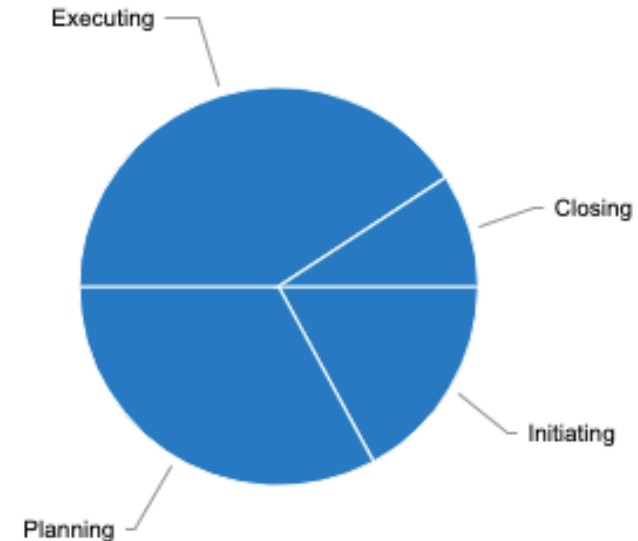
## 7. Prepare for the PMP. What do you need?

Table 1






Domain	Percentage on test	Days
Initiation	13%	2
Planning	24%	3
Executing	31%	6
Monitoring and Controlling	25%	4
Closing	7%	2
17		17

### Exam Breakdown

Proportion of each domain in the exam.

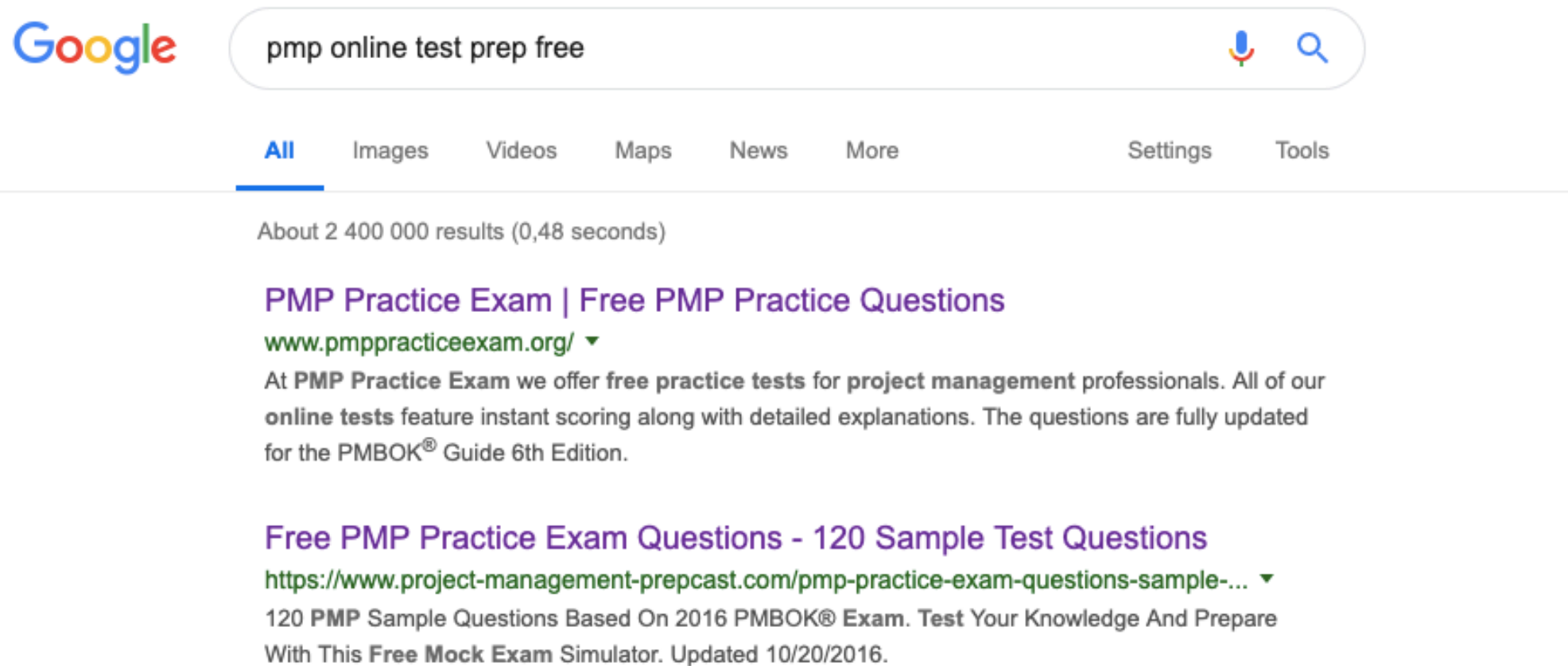


# 7. Prepare for the PMP. What do you need?

Knowledge Areas	Project Management Process Groups				
	Initiating Process Group	Planning Process Group	Executing Process Group	Monitoring and Controlling Process Group	Closing Process Group
<b>4. Project Integration Management</b>	4.1 Develop Project Charter 	4.2 Develop Project Management Plan 	4.3 Direct and Manage Project Work 4.4 Manage Project Knowledge	4.5 Monitor and Control Project Work 4.6 Perform Integrated Change Control	4.7 Close Project or Phase
<b>5. Project Scope Management</b>		5.1 Plan Scope Management 5.2 Collect Requirements 5.3 Define Scope 5.4 Create WBS		5.5 Validate Scope 5.6 Control Scope  	
<b>6. Project Schedule Management</b>		6.1 Plan Schedule Management 6.2 Define Activities 6.3 Sequence Activities 6.4 Estimate Activity Durations 6.5 Develop Schedule		6.6 Control Schedule 	
<b>7. Project Cost Management</b>		7.1 Plan Cost Management 7.2 Estimate Costs 7.3 Determine Budget		7.4 Control Costs	

<b>8. Project Quality Management</b>		8.1 Plan Quality Management	8.2 Manage Quality	8.3 Control Quality	
<b>9. Project Resource Management</b>		9.1 Plan Resource Management 9.2 Estimate Activity Resources	9.3 Acquire Resources 9.4 Develop Team 9.5 Manage Team	9.6 Control Resources	
<b>10. Project Communications Management</b>		10.1 Plan Communications Management	10.2 Manage Communications	10.3 Monitor Communications	
<b>11. Project Risk Management</b>		11.1 Plan Risk Management 11.2 Identify Risks 11.3 Perform Qualitative Risk Analysis 11.4 Perform Quantitative Risk Analysis 11.5 Plan Risk Responses	11.6 Implement Risk Responses	11.7 Monitor Risks	
<b>12. Project Procurement Management</b>		12.1 Plan Procurement Management	12.2 Conduct Procurements	12.3 Control Procurements	
<b>13. Project Stakeholder Management</b>	13.1 Identify Stakeholders	13.2 Plan Stakeholder Engagement	13.3 Manage Stakeholder Engagement	13.4 Monitor Stakeholder Engagement	

## 7. Prepare for the PMP. What do you need?





# Getting the PMP: the test.



Yey!



# You start to see the world differently





# You start to see the world differently



# You start to see the world differently



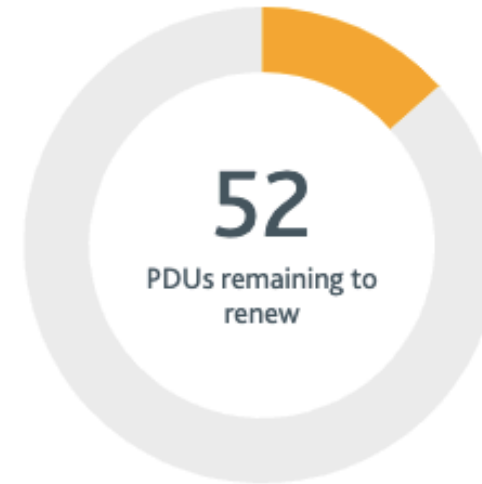
---

### **How PMP benefits me:**

- Manage complex projects (PhD)**
- New areas of consulting**
- Competitive advantage**
- New and richer mindset**

## 8. Life after the PMP

PMP®



Cycle: 27 Jul 2017 - 26 Jul 2020

Education <sup>?</sup>	35 minimum
0 Technical	8 minimum
0 Leadership	8 minimum
0 Strategic & Business	8 minimum

Giving Back <sup>?</sup>	25 maximum
8 Work as a Practitioner	8 maximum ✓
0 Other Giving Back	

**Thank you!!**

**Elena Comincioli**