


A hand is shown from the back, holding a blue 3D bar chart. The chart consists of several vertical bars of varying heights, with the tallest bar in the center. The text "GRAB THEIR ATTENTION" is overlaid in large, bold, yellow letters with a black outline across the middle of the chart. The background is plain white.

GRAB THEIR ATTENTION

Look through the following slides and then plan an attention-grabber to use at the beginning of your presentation to quickly and effectively show that, yes, there IS something in this for them!

1. Begin with a story (anecdote)

I was once faced with a difficult situation, I had to make a decision fast...



Be careful: telling long stories in the introduction can be distracting (both for you and the audience).


2. Refer to a recent event



Many of you are familiar with the battle between Apple and Samsung, aren't you? Do you think companies should have a right to...?

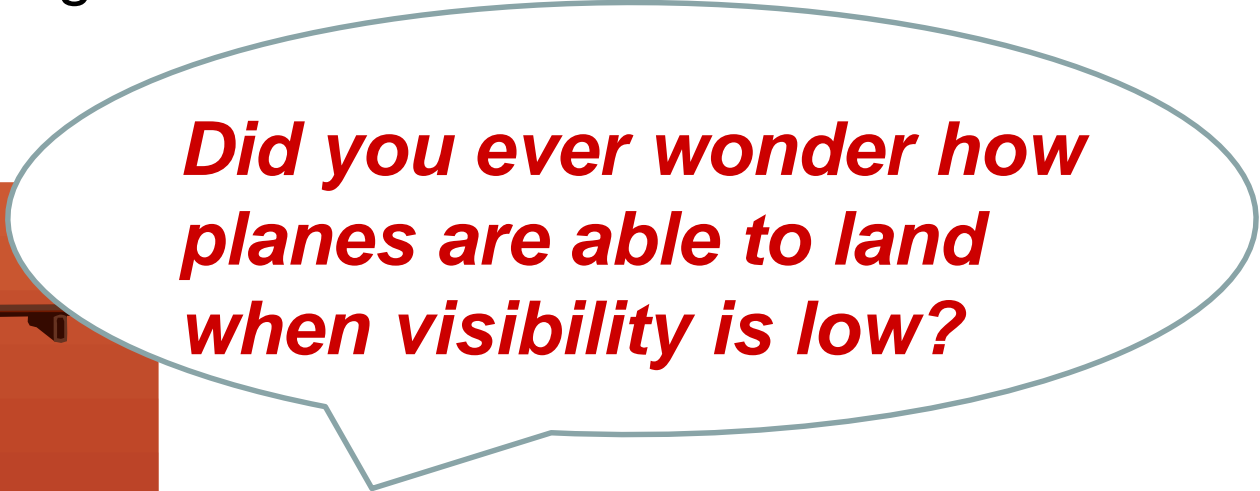
3. Connect with something your audience knows or cares about

*Many of us might know someone who is autistic and what this means in terms of social skills – would **robots** be better teachers for autistic children than humans?*




4. Ask rhetorical questions

Create questions your audience would ask—questions about items they might *not understand* or that are *controversial*.

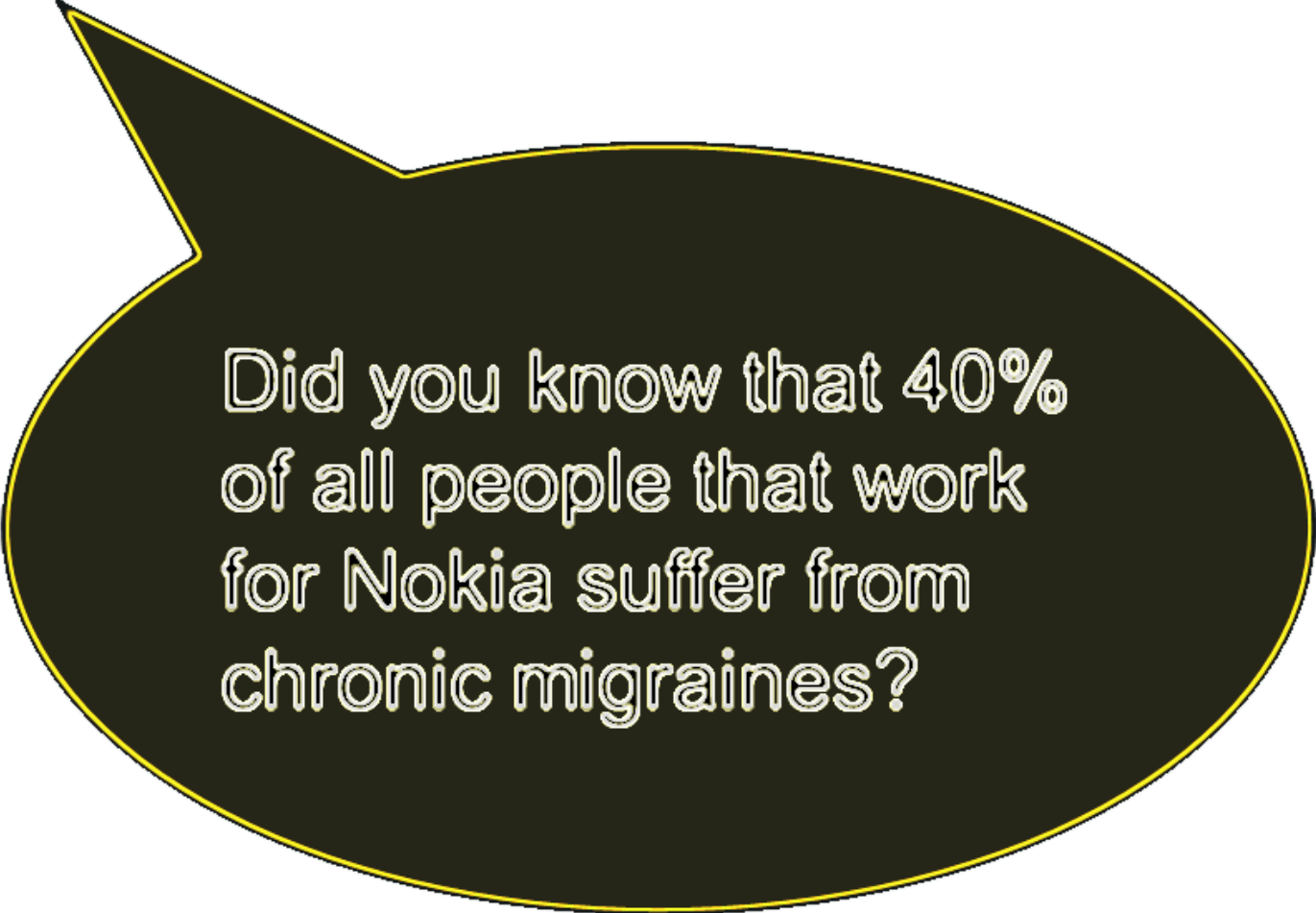


Did you ever wonder how planes are able to land when visibility is low?



Be careful not to ask too many questions!

5. Make a startling statement!



Did you know that 40% of all people that work for Nokia suffer from chronic migraines?

6. Create suspense or dissonance

(Dissonance: A feeling that things are just a bit unsettled...
Leaves you hoping for a happy ending....)

Global warming – fact or fiction?

During this talk, we discuss the cold hard science, and come to some indisputable conclusions...



7. Put your audience at ease with humour



8. Take a quick survey or poll



How many of you here have feared a global famine? Let's see a show of hands...

9. Give a quiz



10. Do a demo



Summary of *Capturing Attention*

1. Begin with a story (anecdote)
2. Refer to a recent event
3. Connect with something your audience knows or cares about
4. Ask rhetorical questions
5. Make a startling statement
6. Create suspense or dissonance
7. Use humour
8. Take a quick survey
9. Give a quiz
10. Do a demo



At the beginning of your pitch, grab the attention of your audience

- Choose one of the suggested attention grabbers to make the topic of your elevator pitch relevant to the listeners.
- ...or something else! Don't be afraid to try something new 😊

