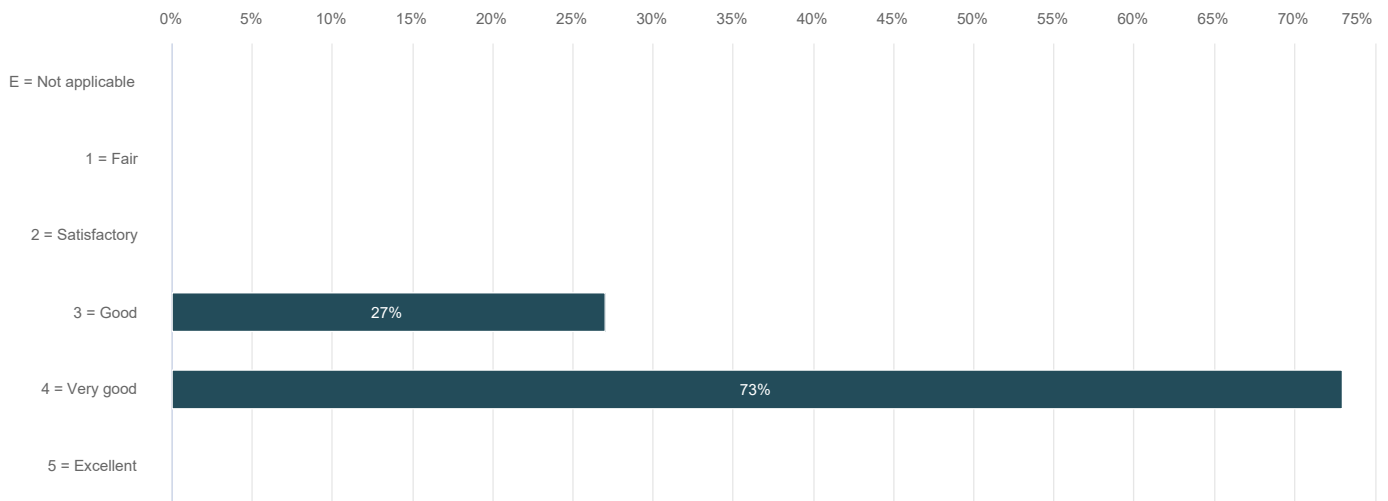


Vastaajien kokonaismäärä: 11

Thank you for the feedback! We have planned improvements for the next year based on the feedback in this survey and in your lecture diaries.

### 1. My overall assessment of the course

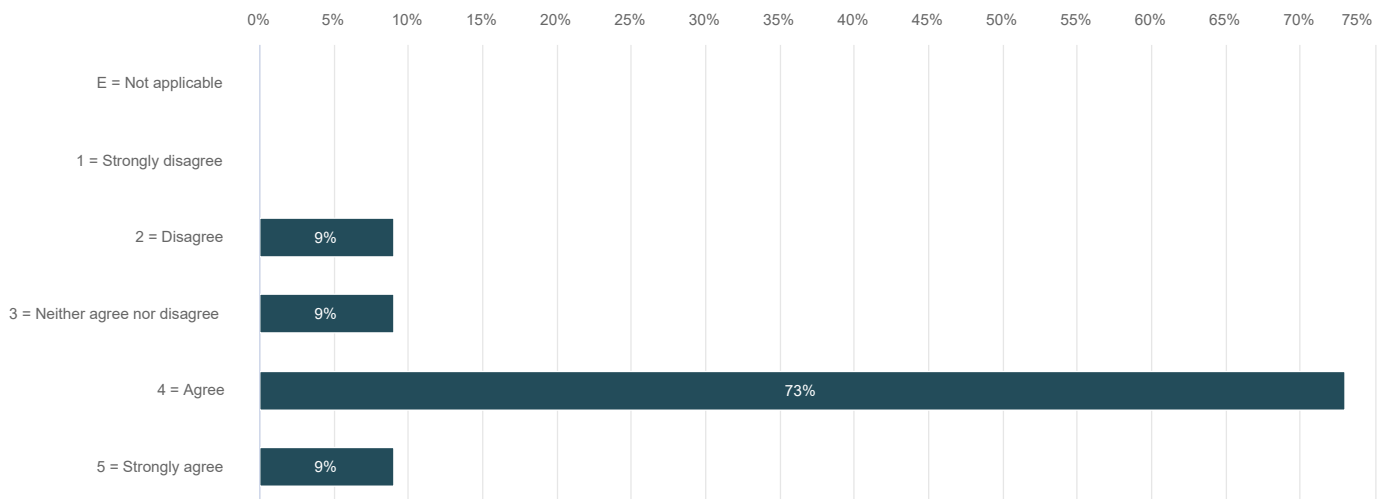
Number of respondents: 11



	n	Prosentti
E = Not applicable	0	0,0%
1 = Fair	0	0,0%
2 = Satisfactory	0	0,0%
3 = Good	3	27,3%
4 = Very good	8	72,7%
5 = Excellent	0	0,0%

### 2. The teaching methods (lectures, labs, group work, online study, assignments etc.) supported my learning

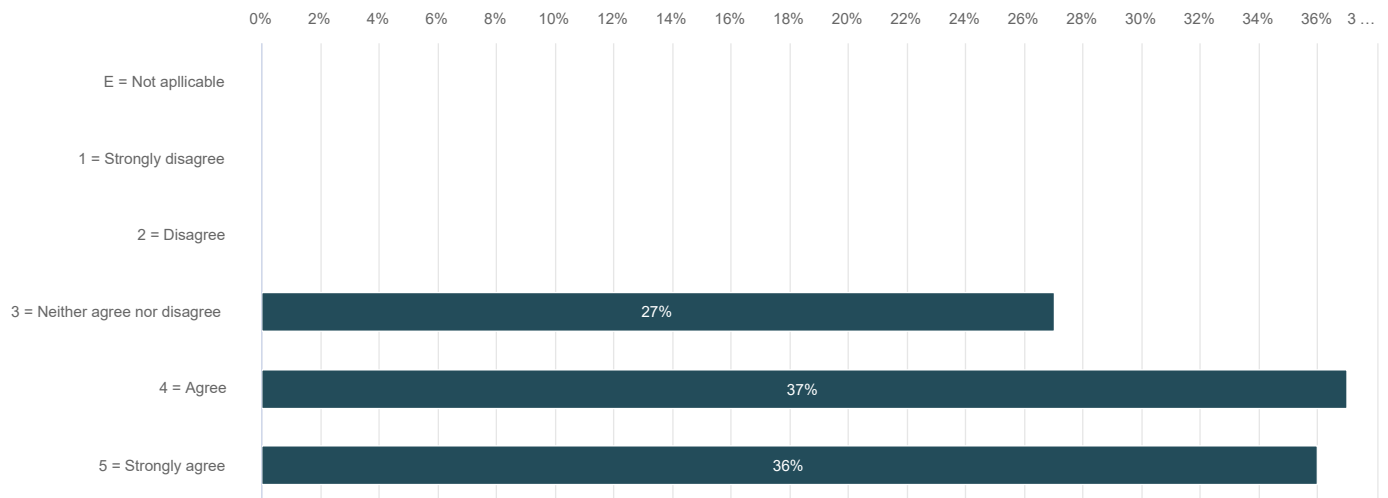
Number of respondents: 11



	n	Prosentti
E = Not applicable	0	0,0%
1 = Strongly disagree	0	0,0%
2 = Disagree	1	9,1%
3 = Neither agree nor disagree	1	9,1%
4 = Agree	8	72,7%
5 = Strongly agree	1	9,1%

### 3. I am pleased with my study effort on this course

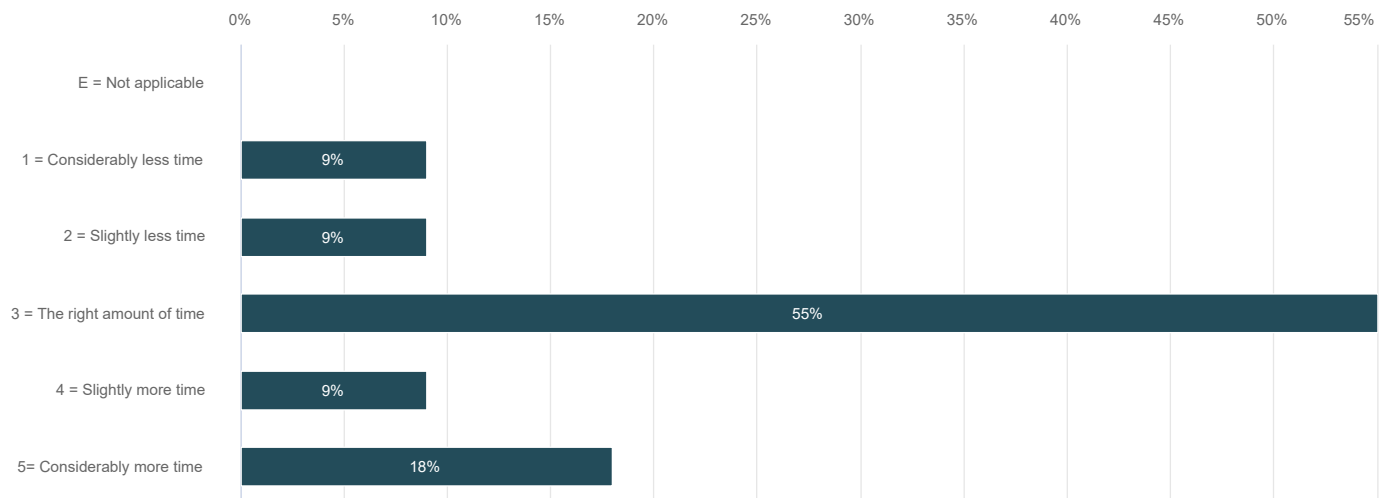
Number of respondents: 11



	n	Proseenti
E = Not applicable	0	0,0%
1 = Strongly disagree	0	0,0%
2 = Disagree	0	0,0%
3 = Neither agree nor disagree	3	27,3%
4 = Agree	4	36,3%
5 = Strongly agree	4	36,4%

### 4. According to the guidelines, one credit (ECTS) requires 27 hours of student work. Compared with this, the completion of the course required

Number of respondents: 11



	n	Proseenti
E = Not applicable	0	0,0%
1 = Considerably less time	1	9,1%
2 = Slightly less time	1	9,1%
3 = The right amount of time	6	54,5%
4 = Slightly more time	1	9,1%
5 = Considerably more time	2	18,2%

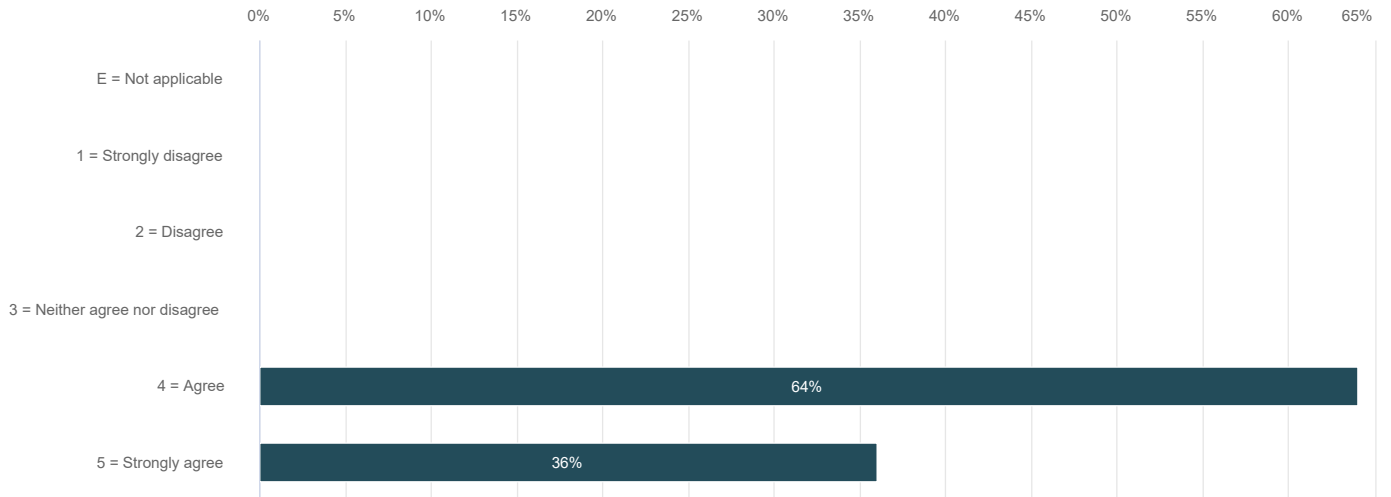
**5. Which factors in the course served to promote the accessibility of the teaching, encourage participation, and reduce discrimination (e.g. in the selected teaching and assessment methods, course material, or learning environment)?**

Number of respondents: 3

Vastaukset
Mycourses quizzes were encouraging, because it was possible to get feedback immediately.
- the assignments - teachers were not judging questions
both lecturers were open to all types of questions no matter the skin colour or ethnicity.

**6. The course content and objectives corresponded to those of the course description**

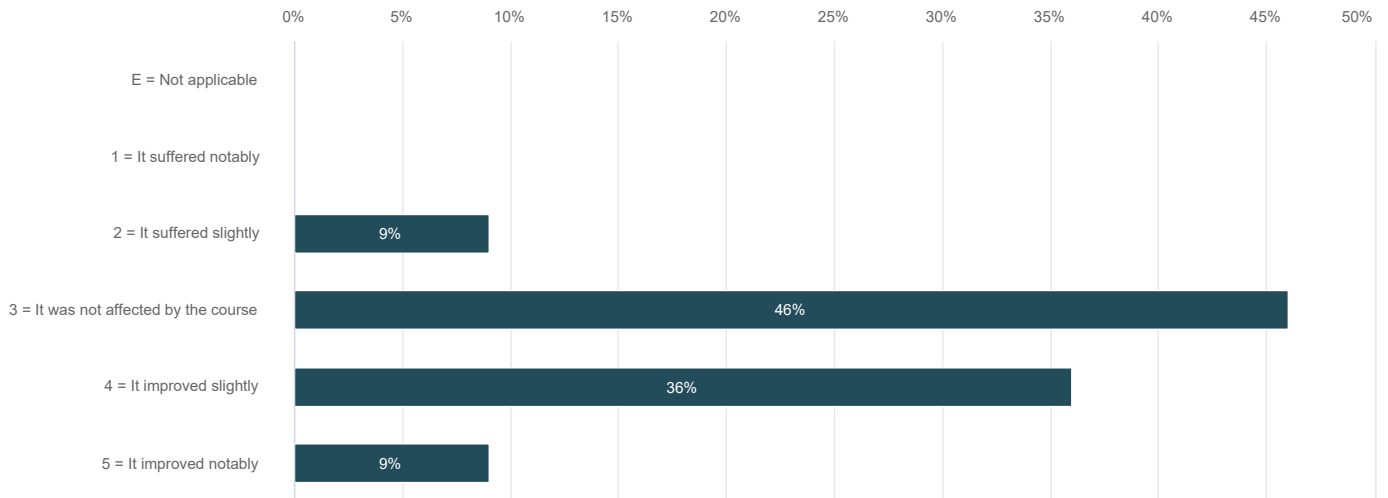
Number of respondents: 11



	n	Prosentti
E = Not applicable	0	0,0%
1 = Strongly disagree	0	0,0%
2 = Disagree	0	0,0%
3 = Neither agree nor disagree	0	0,0%
4 = Agree	7	63,6%
5 = Strongly agree	4	36,4%

### 7. How was your study motivation affected by the course?

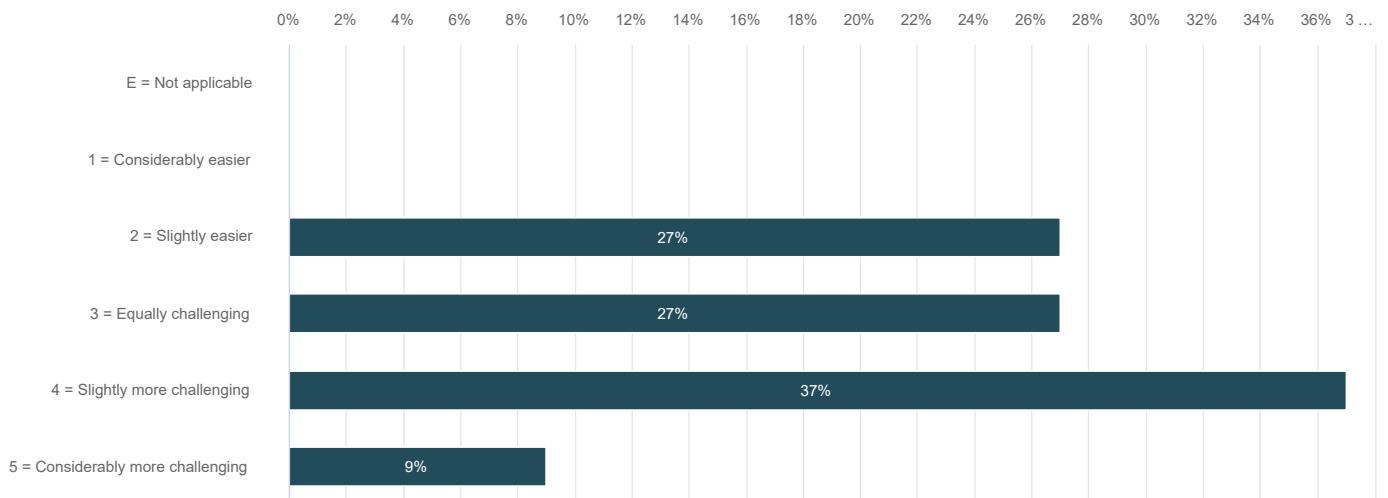
Number of respondents: 11



	n	Prosentti
E = Not applicable	0	0,0%
1 = It suffered notably	0	0,0%
2 = It suffered slightly	1	9,1%
3 = It was not affected by the course	5	45,4%
4 = It improved slightly	4	36,4%
5 = It improved notably	1	9,1%

### 8. Compared with other courses of similar level that I have completed at the school, the course was

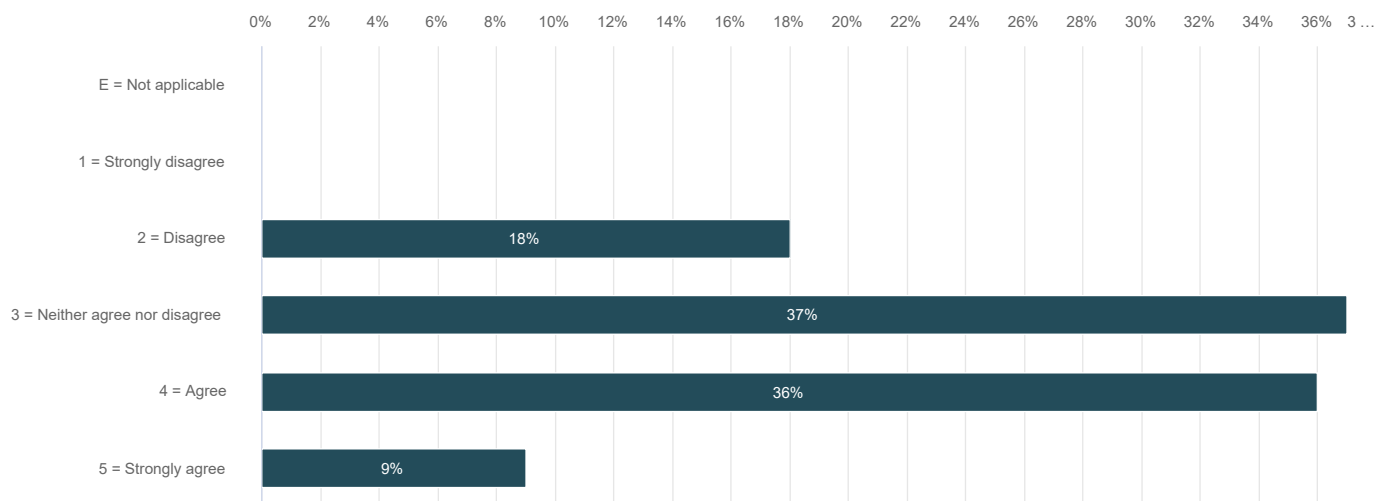
Number of respondents: 11



	n	Prosentti
E = Not applicable	0	0,0%
1 = Considerably easier	0	0,0%
2 = Slightly easier	3	27,3%
3 = Equally challenging	3	27,3%
4 = Slightly more challenging	4	36,3%
5 = Considerably more challenging	1	9,1%

### 9. The course enhanced my general skills (such as teamwork skills, writing skills, problem-solving skills and a systematic working approach)

Number of respondents: 11



	n	Prosentti
E = Not applicable	0	0,0%
1 = Strongly disagree	0	0,0%
2 = Disagree	2	18,2%
3 = Neither agree nor disagree	4	36,3%
4 = Agree	4	36,4%
5 = Strongly agree	1	9,1%