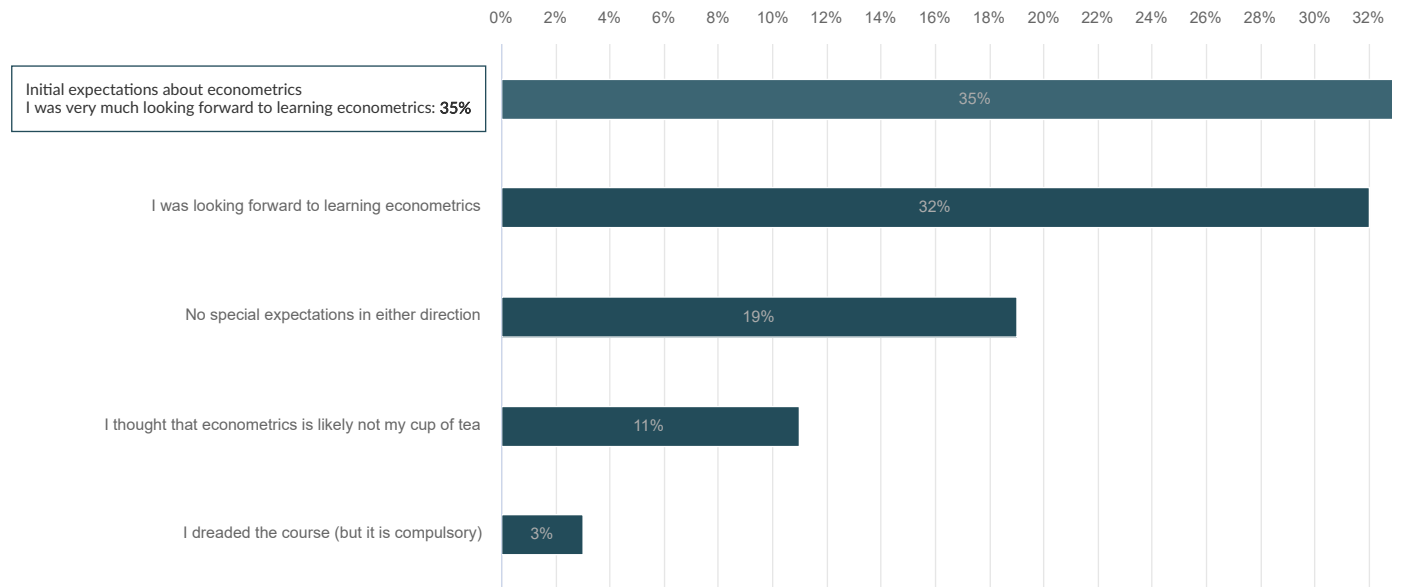


ECON-C4100

Vastaajien kokonaismäärä: 37

1. Initial expectations about econometrics

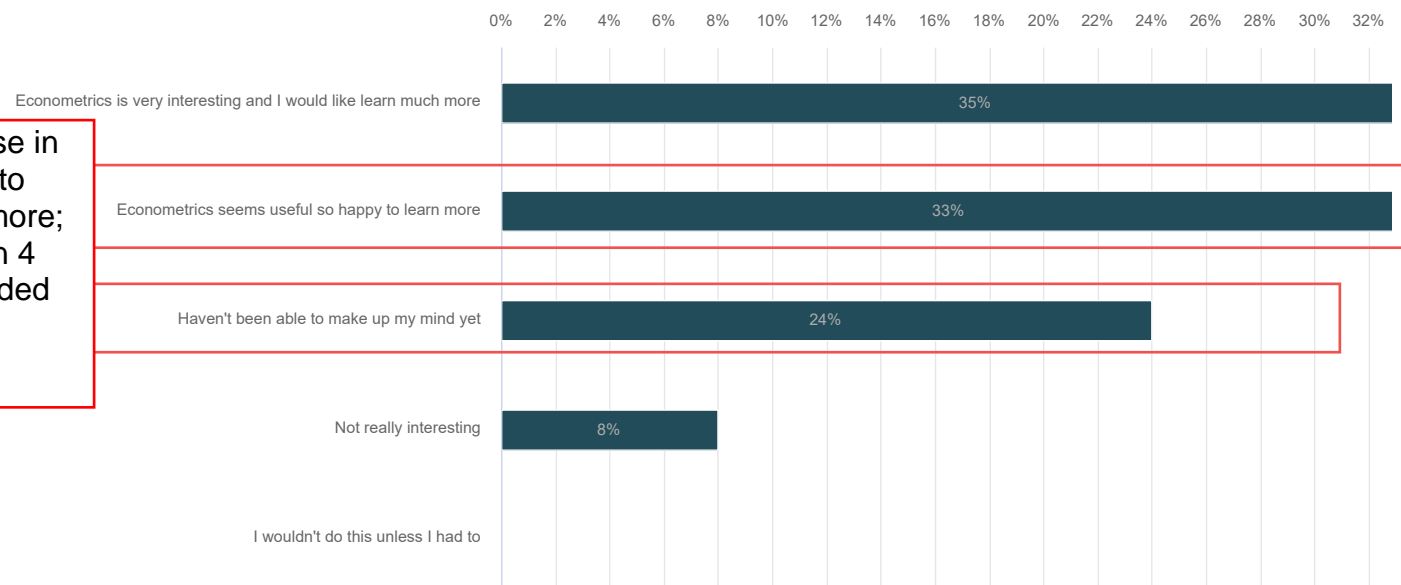
Vastaajien määrä: 37



	n	Prosentti
I was very much looking forward to learning econometrics	13	35.14%
I was looking forward to learning econometrics	12	32.43%
No special expectations in either direction	7	18.92%
I thought that econometrics is likely not my cup of tea	4	10.81%
I dreaded the course (but it is compulsory)	1	2.7%

2. Current attitude towards econometrics

Vastaajien määrä: 37



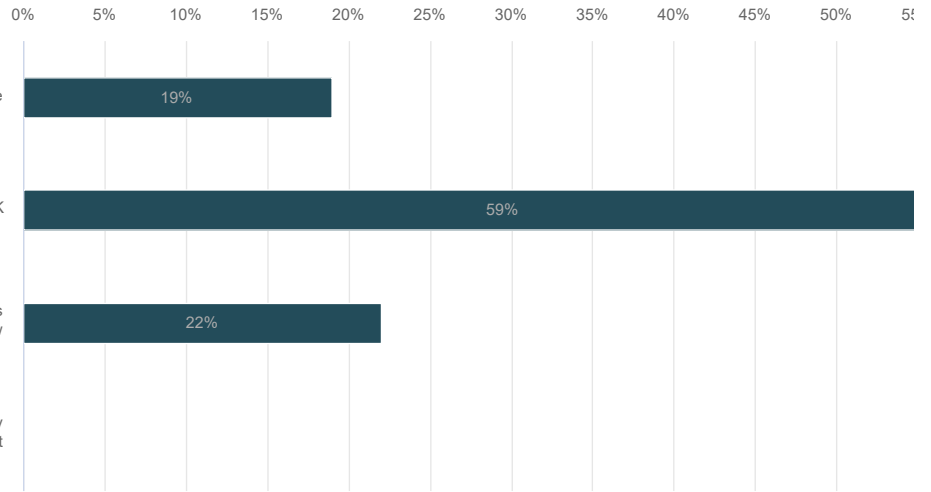
Increase in happy to learn more; still 1 in 4 undecided

	n	Prosentti
Econometrics is very interesting and I would like learn much more	13	35.14%
Econometrics seems useful so happy to learn more	12	32.43%
Haven't been able to make up my mind yet	9	24.32%
Not really interesting	3	8.11%
I wouldn't do this unless I had to	0	0%

3. Delivery of lectures

Vastaajien määrä: 37

4 out of 5 at least OK, 1 out of 5 have trouble



	n	Prosentti
The slides + talk + occasional whiteboard works well for me	7	18.92%
The slides + talk + occasional whiteboard is OK	22	59.46%
The slides + talk + occasional whiteboard creates some difficulties for me to follow	8	21.62%
The slides + talk + occasional whiteboard makes learning very difficult	0	0%

4. Do the slides work for you?

... room for improvement here

Vastaaajien määrä: 36

Minimiarvo	Maksimiarvo	Keskiarvo	Mediaani	Summa	Keskihajonta
0	5	2.64	3	95	1.27

Liukukytymen arvon lukumäärä	n	Prosentti
0	2	5.55%
1	4	11.11%
2	11	30.56%
3	9	25%
4	8	22.22%
5	2	5.56%

5. Do Otto's talk / explanations work for you?

Here as well, but slightly better than slides

Vastaaajien määrä: 36

Minimiarvo	Maksimiarvo	Keskiarvo	Mediaani	Summa	Keskihajonta
1	5	3.39	3	122	1.02

Liukukytymen arvon lukumäärä	n	Prosentti
0	0	0%
1	1	2.78%
2	5	13.89%
3	15	41.67%
4	9	25%
5	6	16.66%

6. Do the whiteboard activities work for you?

more of this ...

Vastaaajien määrä: 36

Minimiarvo	Maksimiarvo	Keskiarvo	Mediaani	Summa	Keskihajonta
1	5	3.5	4	126	1.06

Liukukytymen arvon lukumäärä	n	Prosentti
0	0	0%
1	2	5.56%
2	3	8.33%
3	12	33.33%
4	13	36.11%
5	6	16.67%

7. Would it be helpful if you saw the lecturer?

some disagreement here, worth experimenting with.

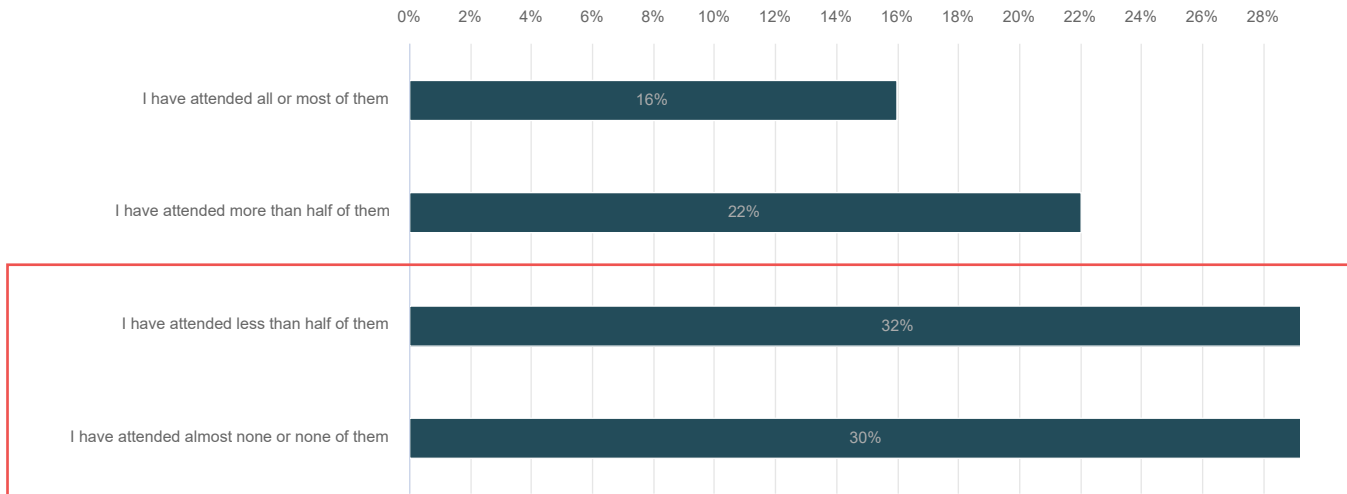
Vastaaajien määrä: 30

Minimiarvo	Maksimiarvo	Keskiarvo	Mediaani	Summa	Keskihajonta
0	5	2.27	2	68	1.44

Liukukytkimen arvon lukumäärä	n	Prosentti
0	2	6.67%
1	11	36.67%
2	3	10%
3	6	20%
4	7	23.33%
5	1	3.33%

8. Attending the live lectures

Vastaaajien määrä: 37



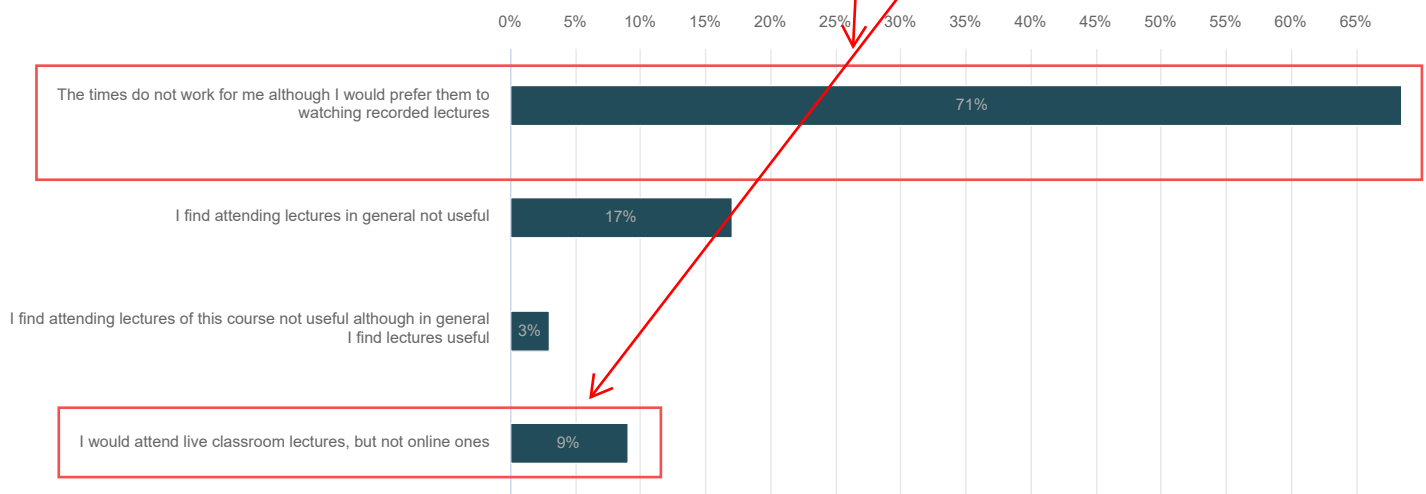
	n	Prosentti
I have attended all or most of them	6	16.22%
I have attended more than half of them	8	21.62%
I have attended less than half of them	12	32.43%
I have attended almost none or none of them	11	29.73%

Q: why do the times not work for you?

Significant fraction would come to live lectures

9. Why do you not attend live lectures?

Vastaaajien määrä: 35

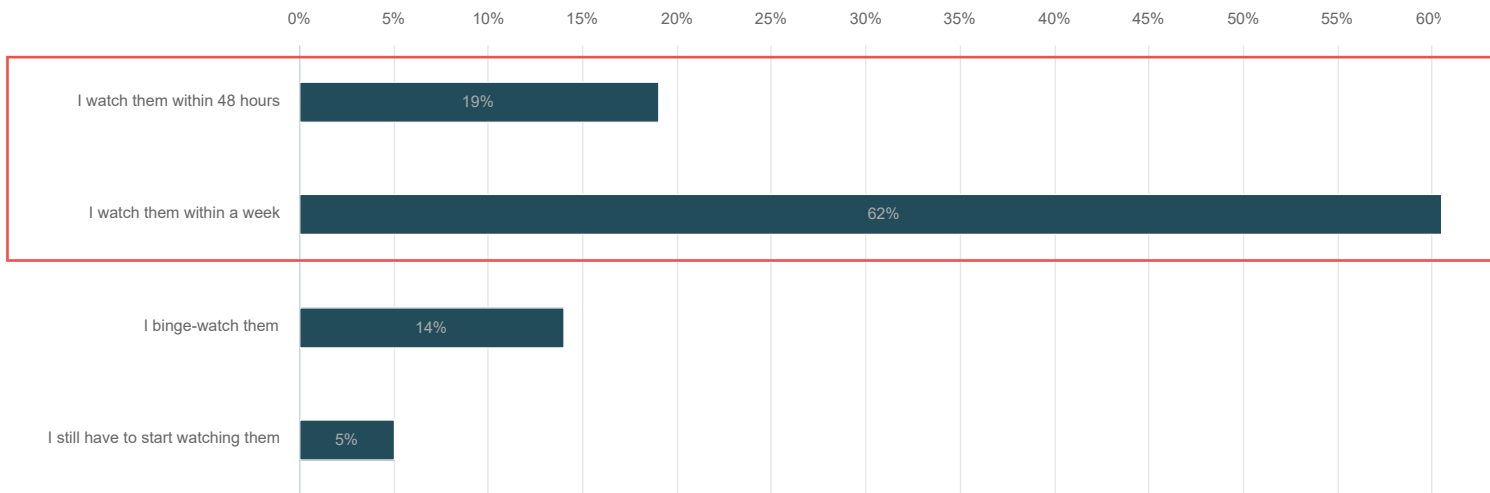


	n	Prosentti
The times do not work for me although I would prefer them to watching recorded lectures	25	71.43%
I find attending lectures in general not useful	6	17.14%
I find attending lectures of this course not useful although in general I find lectures useful	1	2.86%
I would attend live classroom lectures, but not online ones	3	8.57%

10. Watching the recorded lectures when not attending the live lectures

4 out of 5 (respondents) watch within a week

Vastaaajien määrä: 37



	n	Prosentti
I watch them within 48 hours	7	18.92%
I watch them within a week	23	62.16%
I binge-watch them	5	13.51%
I still have to start watching them	2	5.41%

quite centralised distribution

11. Lectures and exercises complement each other

Vastaaajien määrä: 35

Minimiarvo	Maksimiarvo	Keskiarvo	Mediaani	Summa	Keskihajonta
1	5	2.94	3	103	0.8

Liukukytimen arvon lukumäärä	n	Prosentti
0	0	0%
1	1	2.86%
2	8	22.86%
3	19	54.28%
4	6	17.14%
5	1	2.86%

Low median. However, lectures and exercises designed to mostly complement each other.

12. Lectures help in doing the exercises

Vastaaajien määrä: 35

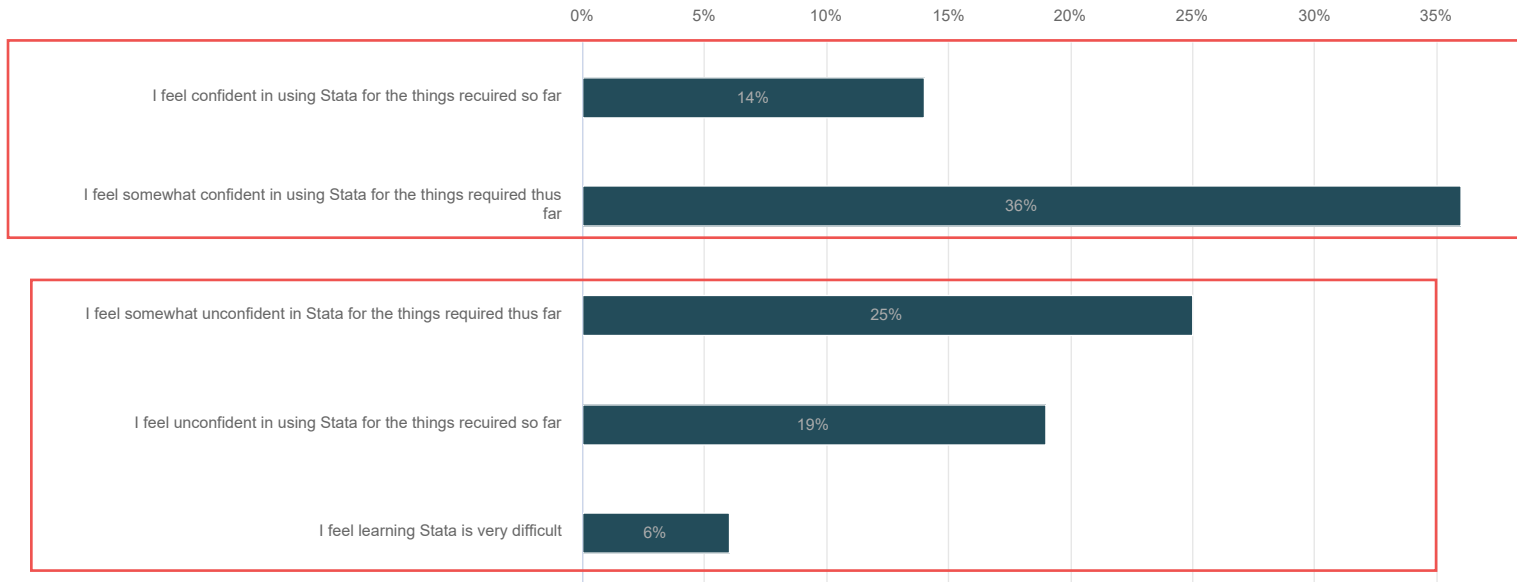
Minimiarvo	Maksimiarvo	Keskiarvo	Mediaani	Summa	Keskihajonta
0	4	2.4	2	84	1.03

Liukukytimen arvon lukumäärä	n	Prosentti
0	1	2.86%
1	5	14.29%
2	14	40%
3	9	25.71%
4	6	17.14%
5	0	0%

13. Use of Stata

Vastaaajien määrä: 36

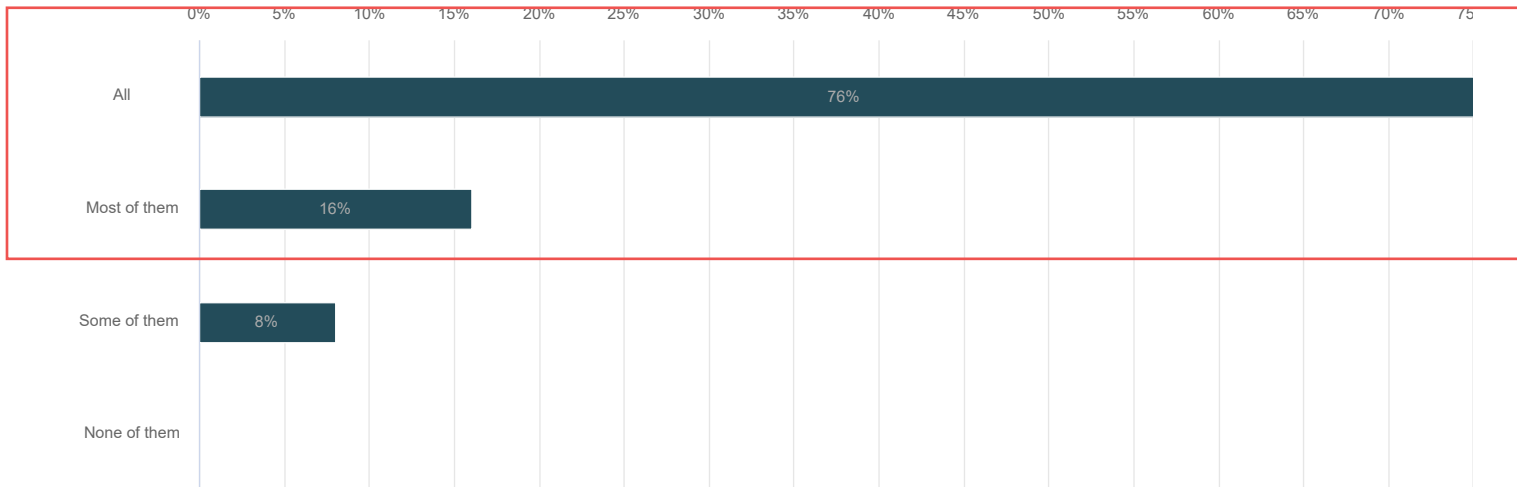
Half of students not comfortable with Stata at this stage.



	n	Prosentti
I feel confident in using Stata for the things required so far	5	13.89%
I feel somewhat confident in using Stata for the things required thus far	13	36.11%
I feel somewhat unconfident in Stata for the things required thus far	9	25%
I feel unconfident in using Stata for the things required so far	7	19.44%
I feel learning Stata is very difficult	2	5.56%

14. Number of exercises done

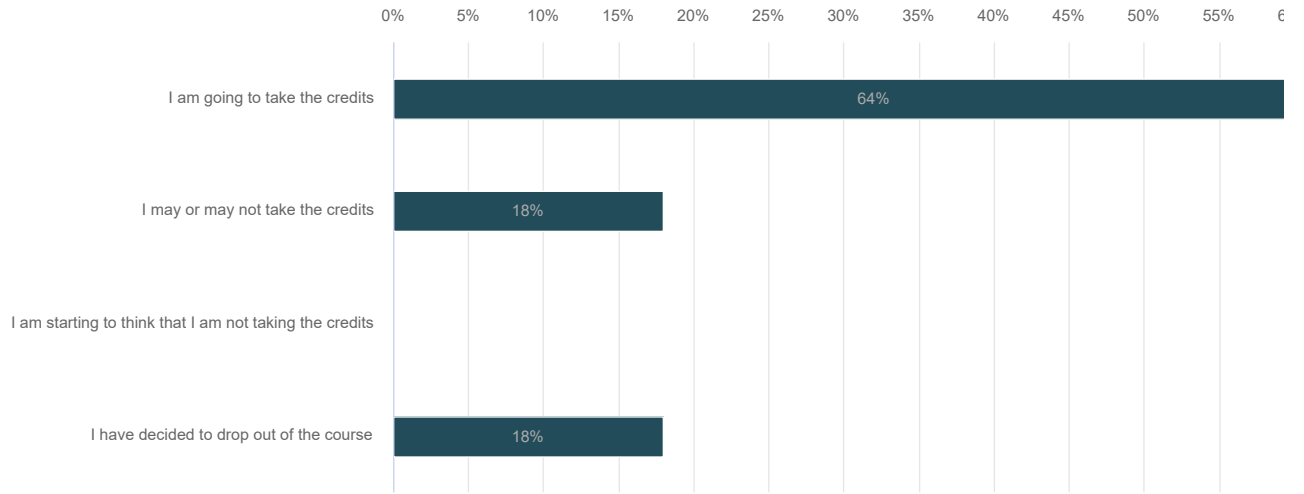
Vastaajien määrä: 37



	n	Prosentti
All	28	75.67%
Most of them	6	16.22%
Some of them	3	8.11%
None of them	0	0%

15. If you haven't done most of the exercises

Vastaajien määrä: 11



	n	Prosentti
I am going to take the credits	7	63.64%
I may or may not take the credits	2	18.18%
I am starting to think that I am not taking the credits	0	0%
I have decided to drop out of the course	2	18.18%

16. If you have decided to drop out, it is because of...

Vastaajien määrä: 2

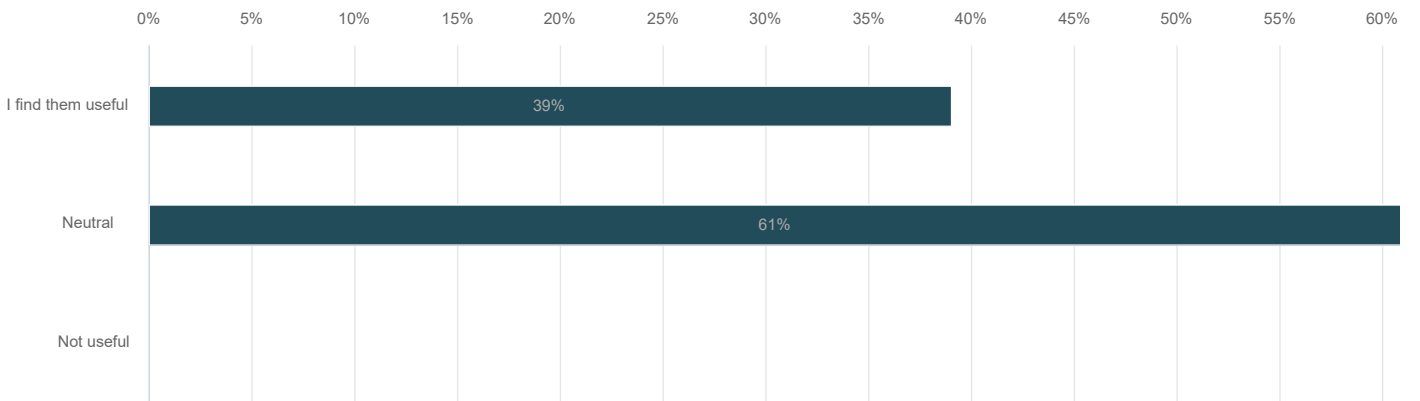
Vastauksia yhteensä 2, joista 1 näkyvillä. Näytä kaikki

Vastaukset

We're in a pandemic and I am overwhelmed by the workload from school and feel that Stata hasn't been taught well, I don't understand it at all and had to keep looking up youtube videos. Overa keep my health.

17. Exercise sessions

Vastaajien määrä: 36

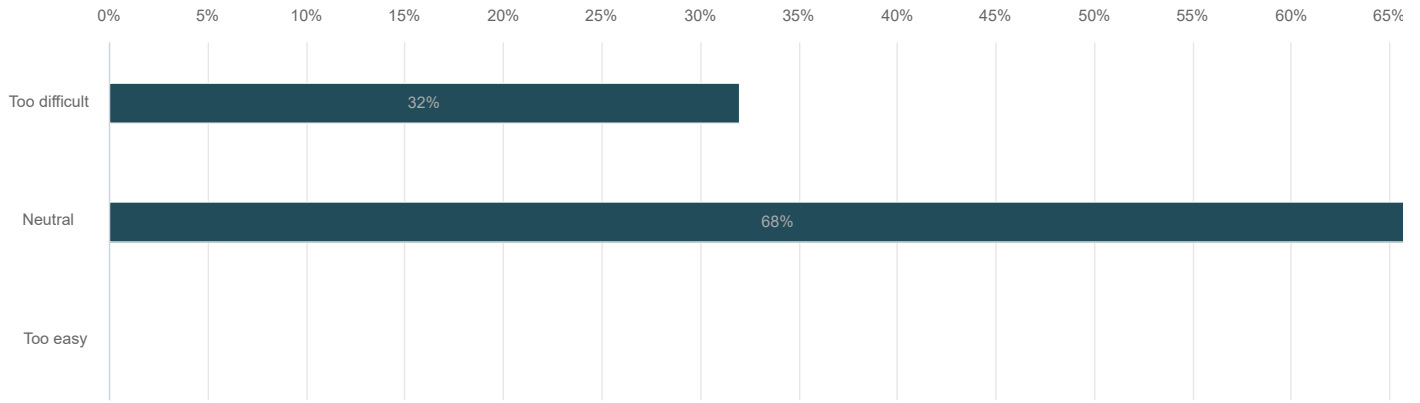


	n	Prosentti
I find them useful	14	38.89%
Neutral	22	61.11%
Not useful	0	0%

18. Problem sets Q1

Vastaajien määrä: 37

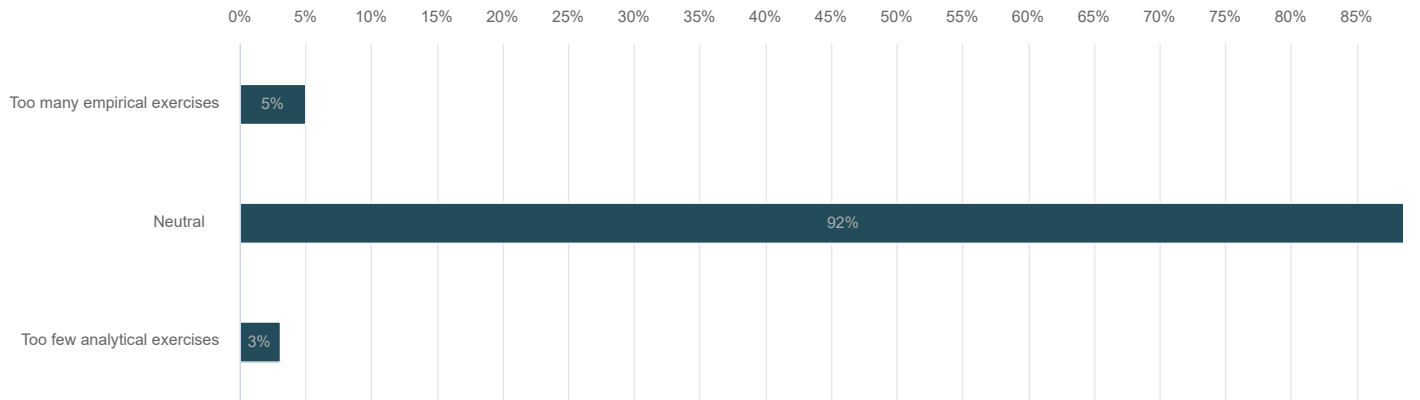
Nobody found Q1 too easy



	n	Prosentti
Too difficult	12	32.43%
Neutral	25	67.57%
Too easy	0	0%

19. Problem sets Q2

Vastaaajien määrä: 36



	n	Prosentti
Too many empirical exercises	2	5.55%
Neutral	33	91.67%
Too few analytical exercises	1	2.78%

Distribution on the good side

20. Rate the course Stata materials

Vastaaajien määrä: 36

Minimiarvo	Maksimiarvo	Keskiarvo	Mediaani	Summa	Keskihajonta
1	5	3.39	3	122	1.08

Liukukytken arvon lukumäärä	n	Prosentti
0	0	0%
1	1	2.78%
2	6	16.67%
3	14	38.89%
4	8	22.22%
5	7	19.44%

21. Open feedback

Vastaaajien määrä: 27

Vastauksia yhteensä 27, joista 8 näkyvillä. [Näytä kaikki](#)

Vastaukset
Not to say that we learn for exams, but It would be nice to have some past exam papers to get a hint of what the exam will be like.
Overall, a good course that has given many insights especially to regression models although I have already taken courses where they have been taught. However, a point I'd like to point out that of Otto and Jaakko: I don't see why the Department of Economics uses Stata as a standard or even has such standards when there are multiple languages (R, Julia, Python...) that are free, have much wider applications and in my view, are way more intuitive to use. If I had to bet what languages I would find useful later on in my life (other than in my upcoming studies), it would probably be R and Python.
I'd like to have more teaching about Stata, things that would make Problem Sets a little easier

Vastaukset

The stata material is helpful. Also the assistant seems so friendly and easy to approach. So big thank you for that!

However I do not usually see much connection with the lectures and the problem sets. But this is probably because I do not understand the professor, he does not explain things so that I would understand. I would like to see more connection between the lecture slides and the problem sets. In future, please mark clearer what the values in tables mean, mention even the very basic things and in general make your slides more informative.

In general I am very excited to use Stata, but everything else (=theory) is a complete mystery for me.

The only issue I've had is that the slides don't work that well on their own (without lectures). For me this is ok, because I attend the lectures, but for some with limited time I've heard it to be a big issue.

Other than that, it's been a great course and has offered me a lot of motivation for further economics studies!

I wish we'd use something else than Stata and that it would be taught more hands-on and not just trying to figure it out on our own.

The problem sets were more time consuming than for pretty much any other course I've done.

Thank you! It was a good course. I would have liked that the problem set grades have come earlier and during the course.