



SURFACE DESIGN

Laura Isoniemi






Laura

I am a multi-disciplinary freelance textile designer and longtime pedagogue.

Many projects over the years have left their mark, leading to a strong vision on design, art and art education. I am in my element with challenging, multi-disciplinary, international projects.

In Crystal Flowers course my field has been since 2015 surface design, prints, color dying, tie and dye technics and digital printing. Presentation of my workshops are in following pages.


Figures are my passion.



Live!
Surface design
lecture and exercise

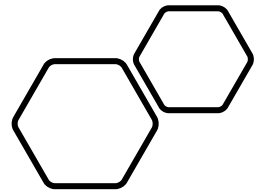
- Where: Design Factory, Stage
 - When: **9.2 15.15-18**
 - Students who cannot be present other task available
1. Group **15.15-16.30**
 2. Group **16.45-18**

Belongs to course program. Register in zoom lecture/CHAT **28.1** into which group you want



Digital workshop

- 8.3 9-17 , 10.3 9-14
- The workshop studies the digital printing method, which is the most ecological way to produce prints as it does not make any color waste.
- Used technics will be photo manipulation, painting, rotations etc.
- Theme is *illusion*, The product we make is a t-shirt.
- 6 persons /possible 12 2x 6 persons groups. **Welcome!**
- Register to laura.lsoniemi@aalto.fi by 18.2



Yi-Chiao Tien 2019



Tie and dye workshops:

Tie and dye method is the first way to create repetitive figures on fabrics. The figures are done by preventing the color to enter the fabric. The way the prevents, folds or figures composed are set into rhythm, make the fabrics composition.

The space allows aprx. 2 x 6 persons group = 12 . Register by 18.2 to laura.lsoniemi@aalto.fi

Workshop times: **11.3** 9-14 , **15.3**,9-17, **18.3** 9-14. **Welcome!**

