

Good morning / hyvää huomenta / god morgon / god
morgen / bom dia / buenos días / günaydın / 早上好 /
tere hommikus / buongiorno / おはようございます /
goedemorgen / bonjour / guten morgen / доброе утро /
ਸੁਭ ਸਵੇਰ / صباح الخير / صباح بخير / शुभ प्रभात / dobro jutro /
dobré ráno / καλημέρα / dzień dobry / jó reggelt kivanok
/ ស័ក្តិសិរិសោក្ខម / בוקר טוב / subax wanaagsan / labrīt / labas
rytas / დილა მშვიდობისა / സുപ്രഭാതം / 좋은 아침

Participation tips



Use Zoom's chat for questions and comments and don't hesitate to engage in discussions



Mute your microphone if you are not speaking



Open your camera, if possible



Raise hand if you want to ask out loud

!!!!!!NOTE!!!!!!

- Make sure your real name is shown in Zoom.
- Your attendance is tracked by Zoom Report.



Our programme

Date	Day 1 Sep 6, Mon	Day 2 Sep 7, Tue	Day 3 Sep 8, Wed	Day 4 Sep 9, Thu	Day 5 Sep 10, Fri
Type	Zoom session: Positioning & Working	Independent studying + tutoring option	Zoom session: Planning 1 & Writing	Independent studying + tutoring option	Zoom session: Experiences & Planning 2
Content	Basics	Assignments	Techniques	Assignments	Actions



“I HAVE DONE IT!” - Learning from (Recent) Graduates

Eeva Lehto, CoID

Hiring Service Design: Perspectives of Consultants and Public-sector Organizations in Finland

Antonio Gurrola, CoDe

Translations. Notes on Colour and Migration

Raffaella Carluccio, CS

Quomodo: A Strategic Design Analysis of Sustainability in Fashion SMEs

Course Feedback Survey



Research design

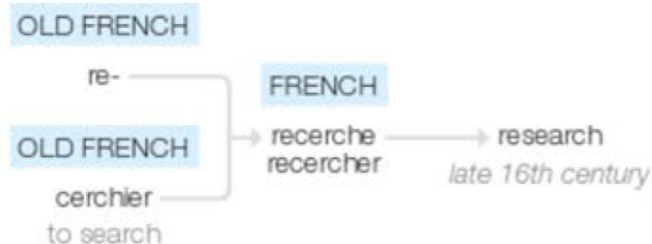
REMINDER from Design Research

Rigorous / systematic way(s) to search for knowledge

Research

/rɪˈsɜːtʃ, ˈriːsɜːtʃ/

Origin



late 16th century: from obsolete French *recherche* (noun), *rechercher* (verb), from Old French *re-* (expressing intensive force) + *cerchier* 'to search'.

From Oxford

Example of collecting 'data' (by Namkyu)



BACKGROUND:

Whenever I run, I take a photo.

**What can we know from
this?**

"Namkyu runs Töölönlahti."

"Namkyu takes a photo of Ooppera."

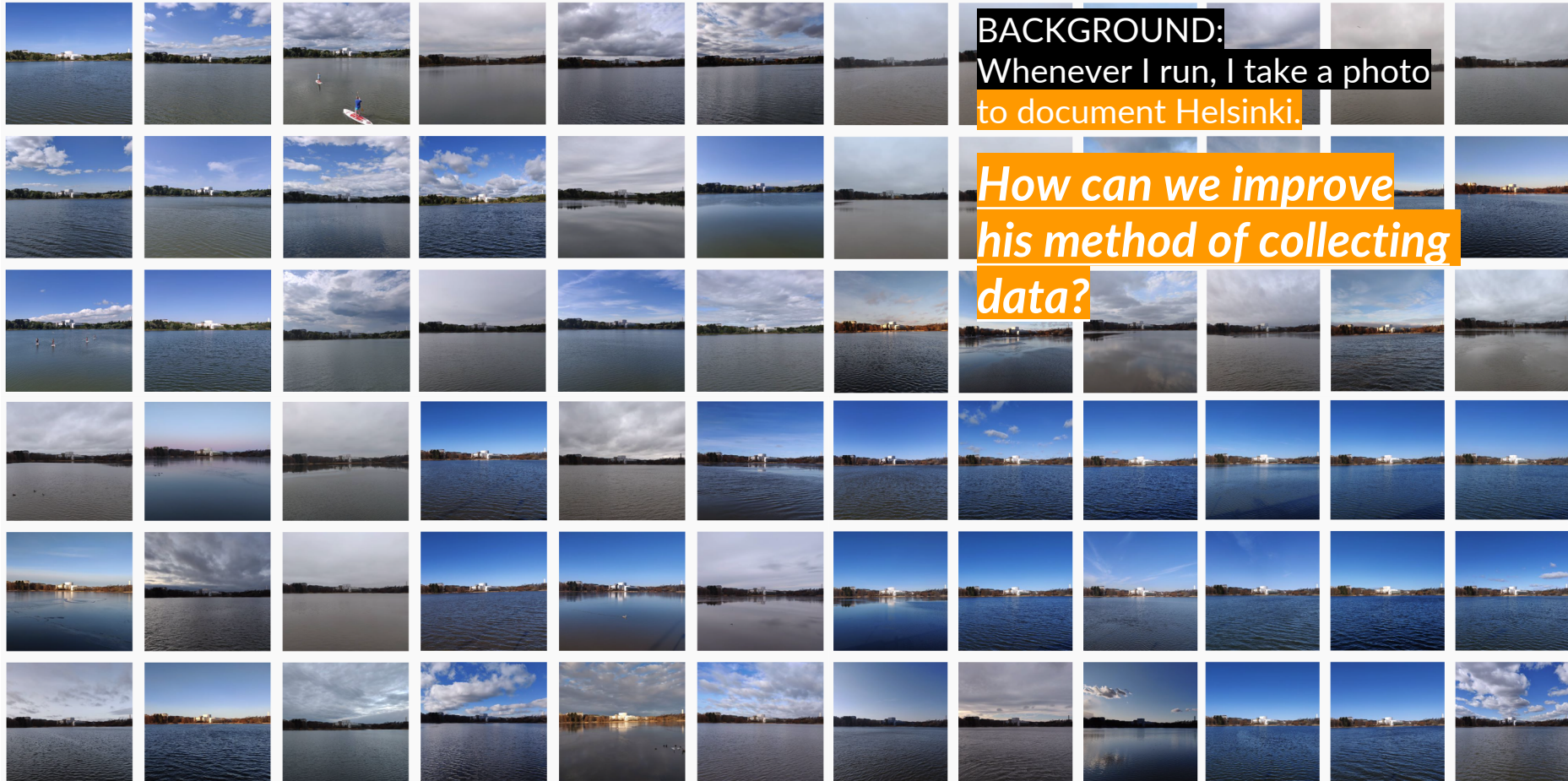
"Namkyu takes a photo from the
other side of Ooppera."

"The day when Namkyu ran was not
cloudy."

"Based on the color of the trees,
Namkyu runs during the summer."

...

Example of collecting 'data' (by Namkyu) since January 2014



BACKGROUND:
Whenever I run, I take a photo
to document Helsinki.

*How can we improve
his method of collecting
data?*



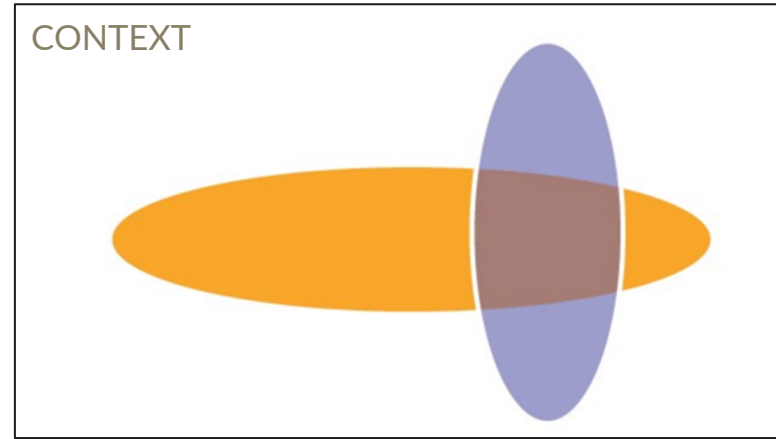
Research Question

Representation of your frame:

Context + Scope

- **Context:** The discussion where your thesis makes a contribution
- **Scope:** What is in and what is out

**Note: Your research question is not fixed.
It will evolve as you develop your thesis.*



How the
dramaturgical design
of ludo-narrative
virtual reality
performances
afford
the player-self
transformations?

Dramaturgical and theoretical approach for design

Game Design + Narrative Structures

Live actors in participatory, multiplayer VR experience

"Transformative experiences cannot be constructed but
can only be invited." (Gaggioli 2016, 106)
> Facilitating / scaffolding the experience

Player = Participant = Role-taker of character = Protagonist
Personal involvement and impactfulness



Evolution of Research Question (example of Namkyu)

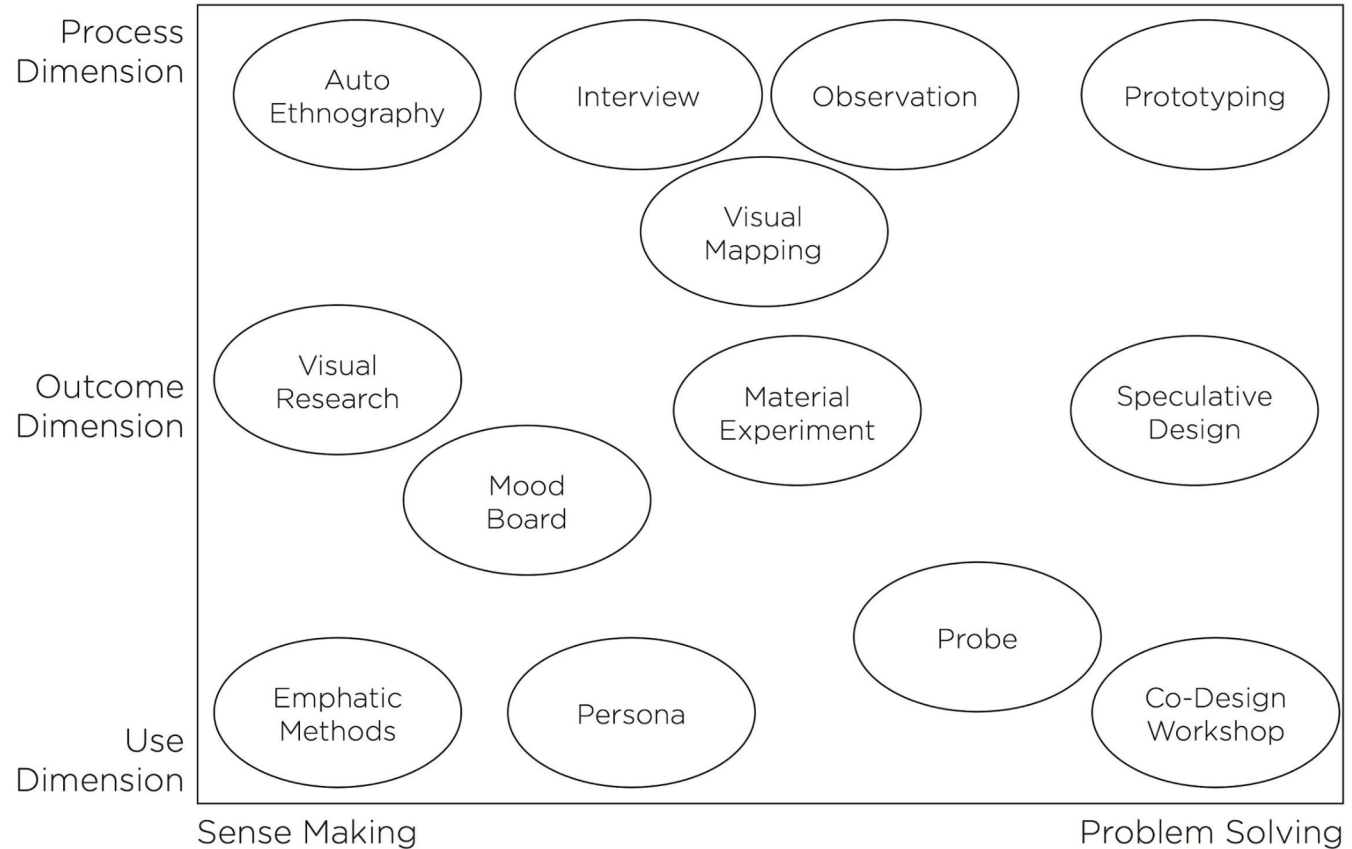
1. What other things fashion designers can do rather than encouraging unnecessary consumption?
2. What other things fashion designers can do beyond image-making? (<< the notion of fashion)
3. How are fashion designers different from other designers? (<< the context of design)
4. What do fashion designers actually do? (<< design thinking)
5. How do fashion designers work/think? (<< design practice)
6. What are distinctive features of fashion design? (<< revision: context of design, design practice)
7. Why is fashion design under-studied? (<< social prejudices in design)
8. How can the social role of fashion designers be conceptualized? (<< designer's role)
9. How can the social role of fashion design profession be conceptualized? (<< profession)
10. How can the social role of the fashion design profession be conceptualized in the contemporary fashion system? (<< specific research context)

Design (Research) Methods

SCALAR THINKING

WHAT
HOW
WHY

to study





Recap: Design Research..? Research Design!

- Each method yields its own type of data.
- The research material in a thesis can be literature, interview transcriptions, notes, other documents, numerical data, photographs, plans, drawings, maps, audio and video recordings, tangible artefacts...
- You can collect your own primary data or use existing data, or both.
- Assess your data and other research material critically (reliability, representativeness, possible biases)
- Remember confidentiality and ethical considerations when handling data.



Reporting the Findings

- **Rich Picture:** Opening up the phenomenon you are studying in its variety.
- **Synthesis:** Distillation of key findings / characteristics regarding your topic.
- **Evidence:** Showing how your data supports (or not) the research hypothesis.
- **Argumentation:** Convincing others and transmitting your message to them.
- **Transparency:** Recording / showing the process that led you to the results for others to evaluate.



Expected Outcomes: Possible Formats

VISUAL

- Diagram
- Process description
- Drawings
- Images, photographs
- Scenarios
- Collage, mood boards
- Design concepts
- Detailed plans and drawings

TEXTUAL

- Descriptive academic text
- Discussion with your references/literature
- Quotes from the data
- Own insights and reflections
- Lists, guidelines, specifications



Sociogram Exercise and Action Plan

View TPO MyCourses > Assignments > In-Class Assignments: Action Plan (including Sociogram)

1. Identify relevant actors in corresponding shapes
2. Identify relationships with corresponding lines
3. Complete a sociogram for your thesis
4. Examine how to improve your current relationships or/and what status of relationships to improve/change
5. Create an action plan with steps of real actions to achieve the improvement/change

>> Assignment > Submit the action plan, including your sociogram, via MyCourses. DL Wed 23:59 (15 September)



Thesis Plan Evaluation Sheet

Good to know some criteria..

Evaluation form for Thesis Plan presentations

Please note that your evaluation should be based on the written Thesis Plan provided by the student and not only on the oral presentation. The evaluation points below are based on the MA thesis guidelines. This form is the basis upon which the student revises their thesis plan, whether the plan is accepted or not after their presentation. Use this evaluation form to carefully describe the strengths and weaknesses of the student's Thesis Plan and to give clear and constructive advice on how the student can improve their plan. If possible, give suggestions on possible advisors. Please fill in the blanks/boxes for these evaluation points on a scale from 1 – 10:

1 RELEVANCE AND SCOPE OF RESEARCH TOPIC WITHIN ART, DESIGN OR CRAFT

- Is the topic relevant to the field? Yes No
Is the project demanding enough (less than 30 credits)? Yes No
Is the project too large for 30 credits? Yes No

2 RESEARCH QUESTION(S)

- Are the research questions clear? 1-10
Are they relevant to art, design or craft research? 1-10

3 SUITABILITY / FEASIBILITY OF CONTEXT AND THEORETICAL FRAMING

- Is the context of the research clear and suitable? 1-10
Is the student familiar with existing design-related discussions in the context? 1-10
Does the student have suitable resources for conducting the research? 1-10

4 VIABLE METHODOLOGY AND METHODS

- Is the methodology viable / likely to help the student answer the research questions? 1-10
Are the planned methods for dealing with data, sites and materials clear? 1-10

5 WORKPLAN

- Is the timetable feasible? (considering the unavailability of resources during holidays.) 1-10
Does the plan include time for making prototypes, reflecting, and other obligations? 1-10

- This thesis plan is accepted Tick the box
This thesis plan is accepted, but needs revisions Tick the box
This thesis plan is not accepted but needs to be re-evaluated after revisions Tick the box

PROFESSORS / TEACHERS suggestions for revisions

SUGGESTION FOR POSSIBLE ADVISOR/S _____



Thesis Plan Template

Suggestions for you.

A? Aalto University School of Arts, Design and Architecture		Department of Design Thesis Plan Template August 2020	
Master's programme			
Student name / number			
Working title of the thesis			
Submitted date			

The length of the thesis plan is suggested to be no more than 5-6 pages. There is no specific reference style (e.g. Harvard, Chicago, APA) recommended in the department; thus, discuss it with your supervisor. The following structure for thesis plan is a suggestion and it can be adopted according to the thesis. In case your supervisor provides you with research plan instructions different from the following, act according to the instructions of your supervisor, and, of course, MA Thesis Guide.

Abstract (one paragraph)

Introduction

- *The background of a certain topic area* (What is the context? Who are your audiences?)
- *An issue/problem from the area and its significance* (Why are you doing this? Why shall others care about it?)
- *Research questions and objectives* (What do you propose to explore or investigate?)

Literature Review / References

- *Overview of the references* (What previous work there is on the subject? How will your work expand our understanding about your topic, considering the existing research and projects?)
- *Preliminary conceptual framework* (Which concepts and streams of research can you use to structure your research problem?)
- *Limitations* (What issues will be excluded and for which reasons?)

Methods (for 'design' or/and 'research', see *Design Research* course materials)

- *Overall approach and rationale* (How will you conduct your exploration or investigation? Why do you want to do it and in that way? Is it a common way to conduct your research or are you experimenting with methods?)
- *Methods for sampling, design, data gathering and data analysis* (How will you choose what to study? What and how do you plan to design? What kind of data are you collecting? How will you gather the data? How will you analyze/interpret the data? Notice that both "method" and "data" can mean nearly anything from exploring through design, prototyping or benchmarking existing cases to conducting interviews and collecting statistics for scenario building.)
- *Ethical considerations.* Some topics are more sensitive than others. Any topic involving for example children, minorities, non-human subjects, politics, religion, violence or other potentially sensitive elements requires planning ethically sound conducting of research. (Is there any chance of risking validity, reliability, trustworthiness, and transparency? How do you plan to prevent them?)

Preliminary Outline for the Thesis (i.e. Table of Contents)

Tentative Workplan

- *The progress of your work as concrete milestones.* Progress should be guided by your research questions, interrupted with moments of reflection where you can revise and plan your future steps. Preliminary conclusions and findings should be mentioned and, for example, possible iterations. Good idea is to schedule moment for "refining research question" and another for "checking and revising scope of research". This way you'll have a

**A? Aalto University
School of Arts, Design
and Architecture**

**Department of Design
Thesis Plan Template
August 2020**

blueprint of your exploration/investigation as a process. When planning your progress and milestones, benefit from thesis structure. (e.g. Which chapters or parts of thesis will you work on in each month or week?)

- *Other activities involved* (e.g. What courses/activities will you join during the process?)
- *Potential employee/collaborator* (How do you plan to identify and work with them?)
- *Funding* (If needed, how will you finance to produce your work?)
- *Plan for getting feedback from supervisor and advisor(s)*
- *Submission deadlines for the draft versions to your supervisor*
- *Final deadline for the thesis* (i.e. the submission deadline where you aim at).
- *Potential date for thesis presentation and submitting the maturity essay* (times for these will be approved by the supervisor later)

References

Thesis Plan Orientation

Goal is to be well prepared for MA thesis in the Department of Design.

Content: Practical info about how to create a compelling and actionable thesis **plan**, and how to **manage** your thesis process.

You are not alone.

- Department of Design
- Study Program



MA Thesis Portal 2021-

Search in MyCourses: "MA Thesis Portal"

*URL: <https://mycourses.aalto.fi/course/view.php?id=26870>

» Department of Design MA Thesis Portal

» PRE-THESIS

» THESIS: PART 1

» THESIS: PART 2

» THESIS: PART 3

» POST-THESIS

» For Aalto users

» Manual for Teachers

Dashboard

Site home

Calendar

HSP Content bank

Dashboard / My own courses / ma thesis por...

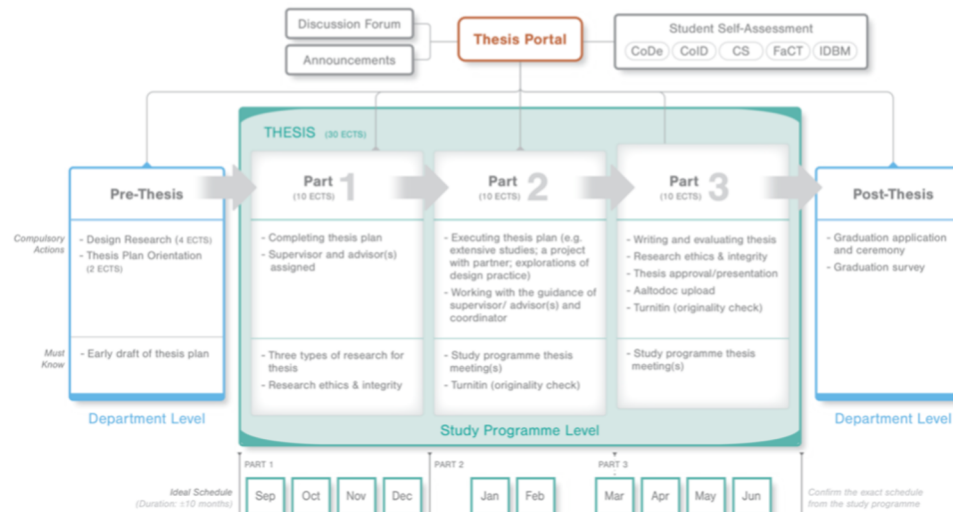
Department of Design MA Thesis Portal

Welcome to the DoD MA Thesis Portal!

This Portal is public, but primarily for 2nd year master's level students (or more) in five study programmes (CoDe, CoID, CS, FaCT and IDBM) at the Department of Design who are about to enter the MA thesis process.


The Portal is developed to help you track your thesis-related works.

In this page, you are able to find relevant resources and information for developing your thesis according to your stage ([download the diagram below](#)).



Your Study Programme: "MA Thesis Platform"

!NOTE! You will be invited by your study programme. If not, please contact the director / study coordinator of your study programme.

 FaCT MA Thesis Platform
2020-2021

 Participants

 Grades

Sections ▼

» FaCT MA Thesis Platform
2020-2021

» THE PRELIMINARY THESIS
PLAN

» THESIS: PART I

» THESIS: PART II

» THESIS: PART III

» POST-THESIS

» Manual for Teachers

 Dashboard

FaCT MA Thesis Platform 2020-2021

Dashboard / My own courses / fact ma thesi...

Syllabus

FaCT MA Thesis Platform 2020-2021

Welcome to the FaCT MA Thesis Platform!

This is a communication platform on the MA Thesis process.


The platform is shared by:

1. FaCT MA students working on their thesis
2. FaCT Thesis supervisors
3. FaCT study coordinator

Latest announcements

[Add a new topic...](#)

Maarit Salolainen 31 May, 17:03

 **Changes in supervisors and thesis process reminder**

Heidi Tukiainen 22 Apr, 14:30

 **Submitting the abstract**

Maarit Salolainen 19 Apr, 

 **21.04.2021 Thesis plan presentations** 23

Course Feedback Survey





Requirements to Pass

- **Submission** of 4 pre-assignments in MyCourses (by Fri 27.8.)
 - **Participation** in 6 contact teaching sessions this week (morning/afternoon of Mon, Wed & Fri)
 - **Doing** 4 assignments in MyCourses:
 - Submit a finished D-S-M-G-R exercise (By the end of Wednesday 8.9.)
 - Submit a finished Fourfold exercise (By the end of Thursday 9.9.)
 - Submit a summary of key points after watching a video lecture on Thesis Plan by Turkka Keinonen and listening a podcast by Director of your study program (By the end of Friday 10.9.)
 - Submit a finished Action Plan, including Sociogram (by the end of Wednesday 15.9.)
- *If needed, submit missing, failed or revised assignments (by the end of Friday 17.9.)*