

LC-1350
Writing Doctoral Research
 1 Text type and structure

A^U
 Aalto-yliopisto
 Aalto-universitetet
 Aalto University
 Language Centre

Diane Pilkinton-Pihko, Ph.D.

1

Today

- Course design
- Course overview
- MyCourses navigation
- Getting acquainted with Zoom and with each other
- Peer work: Assignments 1.2A (text type & structure) and 1.3 (RQ)

A^U Aalto-yliopisto
 Aalto-universitetet
 Aalto University

2

2

About course design

- Current state: Pedagogical shift (pilot version)**
 - Workshops 1-4: flipped approach
 - Workshops 5-8: not yet flipped
- Change aims: To increase flexibility and efficiency**
 - Working independently
 - Less F2F time
- How: By applying a flipped-classroom approach**
 - Do learning activities before meeting F2F
 - Use F2F meetings to discuss learning activities and give feedback on writing

A^U Aalto-yliopisto
 Aalto-universitetet
 Aalto University


3

3

Course Overview: How the course works

- | | |
|-----------------------------------|--|
| Assessment: pass/fail | Pass requirements |
| Continuous assessment | Attend meetings regularly and feedback session |
| Completion of course assignments | Peer feedback on the main assignment |
| Completion of writing assignments | Implement concepts from the course into your writing |

Course structure - sequential



A^U Aalto-yliopisto
 Aalto-universitetet
 Aalto University

4

4

Course Overview: learning outcomes

Upon completion of this course, participants will be able to

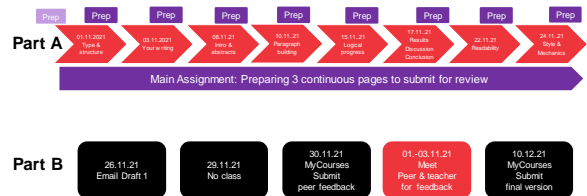
- Recognize features of effective academic writing
- Analyze sample texts to identify the language conventions and style particular to their own fields of study
- Apply cohesive elements to improve text flow
- Recognize ineffective sentences and utilize techniques for re-writing them

A^U Aalto-yliopisto
 Aalto-universitetet
 Aalto University

5

5

Course Overview: Course timeline



A^U Aalto-yliopisto
 Aalto-universitetet
 Aalto University

6

Course Overview: Course tasks

- Learning activities
- Active participation
- 3-page draft
- Feedback on a peer's draft
- Final 3 pages

Course Overview: Specs for the main assignment

3-page text (including graphics)
1 ½ line spacing
Single column
Font-size 12 (Times New Roman)
MS Word or pdf

You'll be working on this text throughout the course



Schedule and due dates

MyCourses > LC-1350 Homepage

- > Menu button
- > Course schedule
- > Upcoming events
- > Calendar
- > Completion bar

Schedule and due dates

MyCourses > LC-1350 Homepage

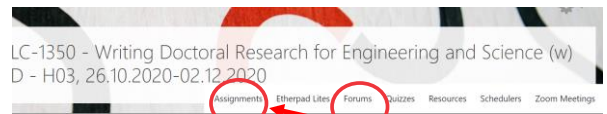
> Menu button

Click to open the "side menu"
for navigating course materials,
activities, and assignments

I recommend using this option!



Schedule and due dates



These buttons may not be the best options for finding your assignments

An assignment might be a forum, which you wouldn't find if you click 'assignments'

Schedule and due dates

Course homepage >>



Click

Course schedule

Date	Meeting	Topics	Contents
Mon 13.09.21	12:30-15:00	1 Text type and structure Approach: Flipped class	1.1 Drafting the key ideas behind your study 1.2 Research paper: structure and type 1.2A Text type and structure 1.2B Model texts 1.3 A researchable question
Wed 15.09.21	12:30-14:00	2 Your writing Approach: Flipped class	2.1 What writer type? 2.1 Writer type: report findings 2.2 Analyze your sentence style 2.2 Your sentence style 2.3 Analyze your sentence types 2.3 Your sentence types 2.4 Materials and quiz (pitfalls in methods) 2.4 Pitfalls in methods

13

Schedule and due dates

MyCourses > LC-1350 Homepage

- > Menu button
- > Course schedule
- > Upcoming events

Upcoming events

- H03 Exercises, Online, Otakaari 1
Today, 12:30 = 15:45
- 1.2A Text type and structure is due
Today, 12:30
- H03 Exercises, Online, Otakaari 1
Wednesday, 28 October, 12:30 = 15:45
- 2.4 Pitfalls in methods is due
Wednesday, 28 October, 12:30

14

Schedule and due dates

MyCourses > LC-1350 Homepage

- > Menu button
- > Course schedule
- > Upcoming events
- > Calendar
[Go to calendar](#)

Schedule and due dates

MyCourses > LC-1350 Homepage > Calendar [Go to calendar](#)

15

16

Schedule and due dates

MyCourses > LC-1350 Homepage

- > Menu button
- > Course schedule
- > Upcoming events
- > Calendar
- > Completion bar

1 Text Type and Structure

Completion Progress

NOW

Mouse over or touch bar for info.

A? Aalto-yliopisto Aalto-universitetit Aalto University

17

17

Communication

Notice incorrect information?
Can't view a video?
Other similar problems?
Post a notice in General Discussion



- Announcements
- General discussion
- Course schedule

A? Aalto-yliopisto Aalto-universitetit Aalto University

18

18

1.4 Getting acquainted with classmates & Zoom

This section of instructional slides is available in
MyCourses > 1 Text type and Structure > 1.4 Forum

19

Get acquainted with Zoom

Zoom Controls

Default mode

- Mute and video - in lower left corner
Check that they are working
- Other controls - at the bottom of the screen
Record? Ask permission first; chat, participant (raise hand)

Share screen mode (green)

- Note: Controls now at top of the screen
- Note: You can *annotate* a shared file
- Message > Join breakout room
Accept to join the room
Finished? Click return to main session

20

Get acquainted with Zoom

Task instructions

One person

Take a screen shot of your group with videos “on”
Share your screen shot in Zoom

Each person

Click *annotate* at the top of the screen, then *text (font size, color)*

Write the following on your picture

Your name and native language
Academic field of study
Hobby or favorite thing to do

Click save – in the top right corner – and take a screenshot

Post the results in the Forum called

1.4 Getting acquainted with classmates and Zoom

21

Get acquainted with each other

Task

Find out about your classmates

Who are they? From where? Studying what? Hobbies?

Find *two commonalities* that you all share, and

Decide who will report the two commonalities back to the class

Continue playing with the Zoom features

Ask for help = invite the teacher to join your room

Try reactions: Raise you hand, etc

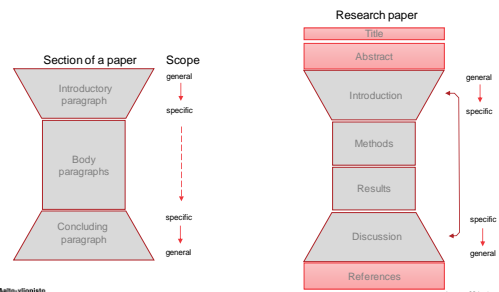
22

Assignment 1.2A

Text type and structure

23

Structure of a research paper



24

1.2 Text type & structure

- Go to Forum 1.2 Peer work: Text type and structure
- Take turns screensharing
- Review your peer's outline using the guidelines under Zoom meeting activities > **1.2A Peer work**
- Make notes in the guideline pdf, if useful
- Discuss your observations, questions, and comments



Images: CC-by-0
25

25

Assignment 1.3

A researchable question



26

26

Peer work

In Forum 1.3

- Examine your peer's RQ for each pitfall in the document linked to Forum 1.3
- Make notes in the RQ pitfall pdf, if useful
- Afterwards, discuss your observations & possible ways to improve the wording of the RQ



Images: CC-by-0
27

27

Next assignments



28

28

Next assignments

Deadline 03.11 (12:30) Prepare
Complete these activities before the next meeting
MyCourses > 2 Your writing >

- 2.1 What writer type
- 2.2 Analyze your sentence style
- 2.3 Analyze your sentence types
- 2.4 Finding pitfalls in methods

Deadline 08.11 (12:30) Submit assignments
MyCourses > 1 Text type and structure >
1.2B Model texts



29

29

Assignment 1.2B Model texts

- Find 3-4 model texts for the type of writing you're currently doing, e.g., research article, review article, dissertation (compilation)
- Look for well-written (published) texts typical to your field of study
- Submit the texts or links to MyCourses > 1 > 1.2B Model texts

Usage

1. Analyze to gain insights into important characteristics of published papers in your discipline
2. Substitute the model text when some part of your own paper may not yet be written



30

30