

Name			
Student number		Academic advisor	

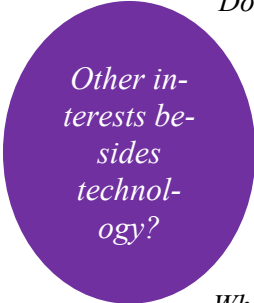
Write as much on each theme as you wish. Return this form to your academic advisor before your meeting with him or her in the spring. Save a copy of the form for future reference.

### 1. Think about your goals and dreams

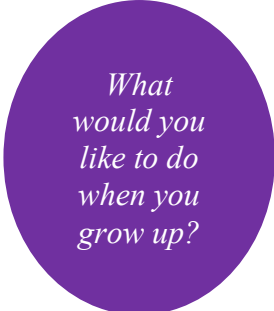
What goals have you set for your studies? What are you interested in?



Do you want to study abroad? Are you interested in art and design or business?  
What about other higher education institutions in Finland?

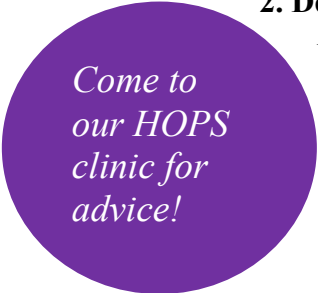


What kind of job would you like to have? Are you planning to do your practical training (work placement) this summer?



### 2. Design your degree

Draft your personal study plan (HOPS) on Sisu, in other words, plan the contents of your degree and select courses for it, while also planning their timing. Check when you should start studying towards your minor. Have you already given thought to which master's programme might interest you?



### 3. Assess the following both independently and together with your academic advisor

What is going well at the moment? What are your strengths? Do you have difficulties with something?

Go through your plan with your academic advisor.

Submit this document and your study plan to your academic advisor.



### 4. Obtain approval for your study plan on Sisu

Submit the plan for approval on Sisu. Once approved, your personal study plan is valid.

*Write as much on each theme as you wish. Return this form to your academic advisor before your meeting with him or her in the spring. Save a copy of the form for future reference.*

### 1. Think about your goals

*Have your goals changed during your studies, if yes, how? What has been inspiring? What, if anything, have you found discouraging?*

*What are you interested in?*

*Other interests besides technology?*

*Has your interest in exchange studies or studying other fields of study offered at Aalto changed? How? Have you looked into application periods and admissions criteria? Is there something you still need to find out?*

*Have you already completed your practical training (work placement)? What did you learn? Have you applied for a work placement? How has your view of the world of work changed?*

*What would you like to do next?*

### 2. Update your study plan

*Update your study plan on Sisu whenever necessary. Have you already thought about your bachelor's thesis and seminar? In which master's programme or major are you going to continue after graduating with a bachelor's degree? Have you already started studying towards the minor?*

*Come to our HOPS clinic for advice!*

### 3. Assess the following both independently and together with your academic advisor

*What is going well at the moment? What are your strengths? Do you have difficulties with something? To what extent did you follow your plan in the first year of studies?*

*What are you good at?*

*Go through your plan with your academic advisor.  
Submit this document and your study plan to your academic advisor.*

### 4. Obtain approval for your study plan on Sisu, if you have made any changes

*Remember that you should always follow your approved personal study plan.*

Write as much on each theme as you wish. Return this form to your academic advisor before your meeting with him or her in the spring. Save a copy of the form for future reference.

### 1. Think about your goals

To what extent have you reached your goals? What are your goals for master's-level studies?

What are you interested in?

Other interests besides technology?

Has your interest in exchange studies or studying other fields of study offered at Aalto changed? How? Have you taken part in a student exchange? If yes, what did you learn?

Have you already completed your (second) practical training (work placement)? What did you learn? Have your thoughts on the world of work changed? How?

What would you like to do next?

### 2. Update your study plan

Update your study plan on Sisu whenever necessary. In which master's programme and major do you plan to continue after your bachelor's degree studies?

Come to our HOPS clinic for advice!

### 3. Assess the following both independently and together with your academic advisor

What is going well at the moment? What are your strengths? Do you have difficulties with something? To what extent have you studied according to plan?

What are you good at?

Go through your plan with your academic advisor.  
Submit this document and your study plan to your academic advisor.

### 4. Obtain approval for your study plan on Sisu, if you have made any changes

Remember that you should always follow your approved personal study plan.