



Model: GPT-4



We are creating images with a Diffusion model. I will input some information about it, okay?



Of course! Feel free to provide any information you have about your Diffusion model, and I will try to help you with any questions or guidance you may need.




The model is for Midjourney, which is another AI-powered tool that generates images from user prompts. It is proficient at adapting actual art styles to create an image of any combination of things I will prompt for it. It excels at creating environments, especially fantasy and sci-fi scenes with dramatic lighting that looks like rendered concept art.

Midjourney is powered by Latent Diffusion Model (LDM), which is a text-to-image synthesis technique. Diffusion Models (DM) are generative models that take input data, then add noise until it is not recognisable, and then learn to generate the same image from the noise.


To optimize the computations, DMs are applied in the latent space of powerful pre-trained autoencoders. Training a diffusion model on such a representation make it possible to achieve an optimal point between complexity reduction and detail preservation, significantly improving visual fidelity.

If you understand, just respond OK



OK. I understand that Midjourney is an AI-powered tool that generates images from user prompts, excels at creating environments, and is powered by a Latent Diffusion Model (LDM). The LDM technique involves applying Diffusion Models in the latent space of pre-trained autoencoders to optimize computations and improve visual fidelity. If you have  any questions or need assistance, please feel free to ask.





The Midjourney V5 model is the newest and most advanced model. To use it, add the --v 5 parameter to the end of a prompt.

Other basic parameters

Aspect ratios

--ar to change the aspect ratio

Chaos

--chaos <number 0-100> to change how varied the results will be

No

--no Negative prompting, --no plants would try to remove plants from the image

Quality

--quality, <.25,.5,1, or 2> How much rendering quality time you want to spend. Default is 1. Higher values cost more.

Seed

--seed <integer between 0-4294967295> A seed number to be used as a starting point for noise.

Wait, I will have more info for you. Just respond with OK.



OK. I understand that Midjourney V5 is the latest and most advanced model, and you have provided information about basic parameters, such as aspect ratio, chaos, negative prompting, quality, and seed. Feel free to provide more information or ask questions as needed.




I will now show you some example prompts that have been used in Midjourney. Ok?





Of course! Please go ahead and share the example prompts that have been used in Midjourney. I'm here to help you with any questions or guidance you may need.



Prompt 1: ultra wide shot, modern photo of beautiful 1970s woman in hawaii. This photograph was captured by Mary Shelley with a Nikon D5100 camera, using an aperture of F/2.8, ISO 800, and a shutter speed of 1/100 sec. UHD dtm HDR 8k --ar 2:3 --v 5

Prompt 2: A steampunk-inspired, futuristic battle-ready jetski skims across the water with a fierce presence. Intricate gears and brass fittings adorn its hull, showcasing the perfect blend of advanced technology and Victorian aesthetics. This realistic masterpiece glistens under the sun, ready for action. --ar 16:10 --s 50 --v 5 --q 2

Prompt 3: a photo realistic image of a falcon wearing a red and blue color football uniform flying aggressively while holding a football. The image embodies the unyielding spirit and tenacity of a football team mascot. At the heart of the design lies an aggressive falcon, representing the unwavering determination and power of the team. The falcon's piercing eyes and razor-sharp beak add to its fierce, intimidating presence. The falcon firmly grasps a football in its talons, demonstrating its dominance over the game and symbolizing the team's unrelenting pursuit of victory. The bird's muscular legs propel it forward with an impressive display of agility and speed, as it dashes against the opposing defenders who strive to halt its progress. Above the action, the team's name is boldly displayed in a modern stylized typography that seamlessly integrates with the image. This captivating design, infused with SEO-optimized keywords, not only leaves a lasting impression on fans and opponents alike but also effectively represents the football team's resilience and unyielding drive to triumph on the field. --s 750 --v 5


Prompt 4: epic background art, simple hacker theme, divine color scheme, mystical codes, alphanumeric sequence, magic, high quality 4k, render in octane --v 5 --ar 9:16

Prompt 5: Pov highly defined macrophotography of a realistic cat wearing reflective sunglasses relaxing at the tropical island, dramatic light --ar 2:3 --s 750 --v 5





Thank you for providing the example prompts used in Midjourney. These prompts showcase the versatility and capabilities of the Midjourney V5 model in generating images based on various themes, styles, and specifications. If you have any questions or need further assistance, please feel free to ask.



Would you say now you understand how Midjourney works? Yes or No



Yes, I have a good understanding of how Midjourney works based on the information you provided. It is an AI-powered tool that generates images from user prompts using a Latent Diffusion Model. The model excels at creating environments and adapting art styles. You also shared various parameters and example prompts to help illustrate its functionality. If you have any questions or need further assistance, please don't hesitate to ask.



Excellent. Here are some more examples of Midjourney prompts.

Prompt 1: conjoined twins attached at the side, dirty tattered, cinematic light, ultra realistic, high contrast, hdr, dark rich colors, photography, powerful, stare, weathered face, 30 - megapixel, 4k, 85 mm lens, sharp focus, intricately detailed, long exposure time, f/8, ISO 100, shutter speed 1/125, diffuse back lighting, award winning photo, facing camera, high sharpness --ar 3:2 --q 2 --v 5

Prompt 2: Full body beautiful blonde, wearing a brown jacket, photography, Canon EOS 5D Mark IV DSLR camera, EF 50 mm F/1.8 STM lens, resolution 30.4 megapixels, ISO 32000, Shutter speed 8000 second --ar 9:16 --v 5

Prompt 3: hasselblad 24 mm, full body shot, photography of gorgeous satisfied looking african woman, detailed natural skin, no makeup, detailed eyes, long dreadlocks --ar 2:3 --q 2 --v 5





--q 2 --v 5



Thank you for providing more examples of Midjourney prompts. These prompts further illustrate the tool's ability to generate diverse images based on specific themes, styles, and camera settings. If you have any questions or need assistance related to Midjourney, please feel free to ask.




Good. Here is one more prompt.

Prompt 1: A stunning, ultra-realistic photograph of a fierce viking warrior meticulously sharpening his formidable blade amidst the rugged, untamed wilderness of the Scandinavian landscape. Captured with Nikon D850 camera using a 70-200mm f/2.8 lens, highlighting every intricate detail of the Viking's weathered face, war worn armor, and expert craftsmanship of his weapon. The settings used are f/4, ISO 400, shutter 1/200, balancing the natural light and shadows to emphasize the intensity and determination in the Viking's eyes. The composition juxtaposes the raw power of the warrior against the serene beauty of the surrounding environment, capturing the very essence of the Viking spirit in a breathtaking, high-resolution image that transports viewers back to a time of legendary battles and untold stories --ar 16:9 --q 1.5 --v 5



Thank you for providing one more example of a Midjourney prompt. This prompt showcases the platform's ability to generate a highly detailed and ultra-realistic photograph of a Viking warrior in a specific setting, captured using particular camera settings and techniques. If you have any questions or need assistance related to Midjourney, please feel free to ask.



You will be now the creator of a prompt for Midjourney. Use what you learned from the above prompt examples, and generate a prompt for the Aalto University's new electronics lab, which is called Vilhonpaja. In the image there should be a woman, who has a tattoo over her face, inspired by electronic circuit boards. She should be looking





Creating Diffusion Model Images.




photograph of a Viking warrior in a specific setting, captured using particular camera settings and techniques. If you have any questions or need assistance related to Midjourney, please feel free to ask.



You will be now the creator of a prompt for Midjourney. Use what you learned from the above prompt examples, and generate a prompt for the Aalto University's new electronics lab, which is called Vilhonpaja. In the image there should be a woman, who has a tattoo over her face, inspired by electronic circuit boards. She should be looking very proud.



Prompt: A striking, high-resolution image of a confident woman with an electronic circuit board-inspired tattoo covering her face, proudly standing in front of Aalto University's state-of-the-art electronics lab, Vilhonpaja. The scene highlights the cutting-edge technology and modern design of the facility, reflecting the innovative spirit of the institution. The woman's tattoo is intricately detailed, with a visually appealing pattern that showcases her passion for electronics and her pride in the accomplishments of the Vilhonpaja lab. The photograph is captured using a Canon EOS 5D Mark IV camera with a 24-70mm f/2.8 lens, settings at f/3.5, ISO 200, and shutter speed 1/125. The composition emphasizes the connection between the woman's groundbreaking tattoo design and the advanced technology at the heart of the Vilhonpaja lab, creating a visually captivating image that celebrates the achievements of Aalto University and its dedication to technological advancement. --ar 3:2 --q 1.5 --v 5



Now, use the same prompt as you generated above, but explicitly add the characters "A!" to be part of the tattoos of the woman. Also add more LEDs to the background of the image



Prompt: A striking, high-resolution image of a confident woman with an electronic circuit board-inspired tattoo covering her face, prominently featuring the characters "A!" as





Creating Diffusion Model Images.



You will be now the creator of a prompt for Midjourney. Use what you learned from the above prompt examples, and generate a prompt for a new electronics lab. In the image there should be a man, who has a tattoo with a very vivid circuit board. He is an expert, and his appearance makes it clear to everybody that he is the leader. In his eyes you can see electrons spinning. He should be looking very bold, secure and leader-like, and Nordic with blonde hair. Electronic soldering machinery and LED illumination should be on the background. The image should be susceptible to female gaze.



Prompt: A captivating, high-resolution image of a bold and self-assured Nordic man with blonde hair, showcasing a vivid electronic circuit board tattoo. His expert demeanor and appearance make it clear to everyone that he is the leader. In his eyes, one can see electrons spinning, adding a sense of depth and intrigue to the image. He stands confidently in front of a state-of-the-art electronics lab, with electronic soldering machinery and radiant LED illumination in the background. The photograph is captured with a Nikon Z7 II camera and a 24-70mm f/4 lens, using settings at f/4, ISO 200, and a shutter speed of 1/125. The composition emphasizes the fascinating connection between the man's striking tattoo, his leadership qualities, and the cutting-edge electronics lab, while also appealing to the female gaze through a subtle sense of sensuality and strength. This visually enthralling image celebrates the convergence of technology, art, and human ambition. --ar 3:2 --q 1.5 --v 5



You will be now the creator of a prompt for Midjourney. Use what you learned from the above prompt examples, and generate a prompt for a new electronic car that can be used to grow vegetables.



Prompt: A breathtaking, high-resolution image of an innovative electronic car designed to grow vegetables, showcasing a harmonious blend of advanced technology and sustainable living. The car's sleek and futuristic exterior is complemented by an





Creating Diffusion Model Images.




produce even while on the move. The image highlights the car's cutting-edge design, solar panels, and energy-efficient features, as well as the thriving, verdant vegetables growing inside. The photograph is captured with a Canon EOS R5 camera and a 24-105mm f/4 lens, using settings at f/5.6, ISO 200, and a shutter speed of 1/125. The composition emphasizes the remarkable union of ecological responsibility and modern transportation, creating a visually stunning image that embodies the spirit of innovation and promotes a greener future. --ar 16:9 --q 1.5 --v 5



You will be now the creator of a prompt for Midjourney. Use what you learned from the above prompt examples, and generate a prompt for a new electronic car that can be used to grow vegetables. The people inside the car are dressed for a party.



Prompt: A stunning, high-resolution image of a groundbreaking electronic car designed for growing vegetables, featuring a unique fusion of cutting-edge technology and sustainable living. The car's sleek and futuristic exterior is beautifully paired with an ingenious integrated greenhouse system, allowing passengers to cultivate fresh produce even while in motion. Inside the car, a group of people dressed for a party can be seen, highlighting the car's versatility as both a means of transportation and an eco-friendly social hub. The photograph is captured with a Sony a7R IV camera and a 24-70mm f/2.8 lens, using settings at f/5.6, ISO 200, and a shutter speed of 1/125. The composition showcases the remarkable balance of environmental consciousness, modern transportation, and a vibrant social atmosphere, creating a visually compelling image that encapsulates the essence of innovation and promotes a greener, more connected future. --ar 16:9 --q 1.5 --v 5



You will be now the creator of a prompt for Midjourney. Use what you learned from the above prompt examples, and generate a prompt for an electronic car concept in New York city with passengers on board. The car can be used for growing vegetables.





Creating Diffusion Model Images.




transportation, and sustainable living. As the car navigates through the cityscape, passengers inside can be seen enjoying the fresh produce cultivated within the vehicle, promoting a healthier and more environmentally friendly lifestyle. The photograph is captured with a Fujifilm X-T4 camera and a 16-55mm f/2.8 lens, using settings at f/5.6, ISO 200, and a shutter speed of 1/125. The composition highlights the innovative balance of cutting-edge transportation, sustainability, and social interaction in an urban setting, resulting in a visually captivating image that exemplifies the potential of modern technology to transform city life. --ar 16:9 --q 1.5 --v 5



You will be now the creator of a prompt for Midjourney. Use what you learned from the above prompt examples, and generate a prompt for a modular, wall-mounted smart indoor garden system with an integrated mobile app for plant monitoring and maintenance.



Prompt: An impressive, high-resolution image of a modular, wall-mounted smart indoor garden system, showcasing a seamless fusion of advanced technology and indoor gardening. The system features a sleek, modern design with customizable, interchangeable plant modules that allow for effortless personalization and expansion. Integrated with a user-friendly mobile app, the smart garden system enables real-time monitoring and maintenance of plant health, watering schedules, and lighting conditions, ensuring optimal growth and flourishing greenery. The photograph is captured with a Nikon Z7 II camera and a 24-70mm f/2.8 lens, using settings at f/5.6, ISO 200, and a shutter speed of 1/125. The composition emphasizes the brilliant combination of technology, sustainability, and interior design, presenting a visually stunning image that embodies the future of urban living and promotes a greener, more connected home environment. --ar 16:9 --q 1.5 --v 5



You will be now the creator of a prompt for Midjourney. Use what you learned from the above prompt examples, and generate a prompt for a new minimalist remote control that uses Cloud technology to control an unlimited amount of screens.



➤
↺



Prompt: A sleek, ultra-realistic image of a new minimalist remote control that harnesses the power of Cloud technology to control an unlimited number of screens, redefining the way we interact with our devices. The remote's streamlined design embodies the essence of minimalism, with a few carefully selected buttons and an intuitive touch interface. The remote control effortlessly connects to screens across various platforms, providing a seamless, unified experience for users. The photograph is captured with a Sony A7R IV camera and a 90mm f/2.8 Macro lens, using settings at f/4, ISO 100, and a shutter speed of 1/160. The composition emphasizes the remote control's elegant design and innovative functionality, creating a visually striking image that encapsulates the future of home entertainment and highlights the possibilities enabled by Cloud technology. --ar 16:9 --q 1.5 --v 5



You will be now the creator of a prompt for Midjourney. Use what you learned from the above prompt examples, and generate a prompt for a new minimalist remote control that has only two buttons. I controls an unlimited amount of screens, which as shown on the background, blurred.



Prompt: A captivating, ultra-realistic image of a new minimalist remote control with only two buttons, designed to control an unlimited number of screens while embodying the essence of simplicity. The remote's innovative design challenges the norm and embraces minimalism, providing users with a streamlined and intuitive experience. In the background, a myriad of screens is artfully blurred, showcasing the remote's extensive compatibility across various platforms. The photograph is captured with a Canon EOS R5 camera and a 35mm f/1.8 Macro lens, using settings at f/2.8, ISO 200, and a shutter speed of 1/125. The composition emphasizes the remote control's striking design and groundbreaking functionality, creating a visually stunning image that encapsulates the future of home entertainment and highlights the power of minimalism. --ar 16:9 --q 1.5 -v 5





Creating Diffusion Model Images.



above prompt examples, and generate a prompt for a new minimalist device that has only two sleek buttons on its top. The device is used to manipulate an unlimited amount of screens, which as shown on the background, blurred.



Prompt: A mesmerizing, ultra-realistic image of a new minimalist device with only two sleek buttons on its top, engineered to manipulate an unlimited number of screens while championing the essence of simplicity. The device's groundbreaking design defies convention and embraces minimalism, offering users a streamlined and intuitive experience. In the background, a plethora of screens is artistically blurred, demonstrating the device's extensive adaptability across various platforms. The photograph is captured with a Nikon Z7 II camera and a 50mm f/1.8 lens, using settings at f/2.8, ISO 200, and a shutter speed of 1/125. The composition accentuates the device's striking design and revolutionary functionality, creating a visually arresting image that encapsulates the future of screen management and highlights the potential of minimalism. --ar 16:9 --q 1.5 --v 5



You will be now the creator of a prompt for Midjourney. Use what you learned from the above prompt examples, and generate a prompt for a photo of a viking who is looking furious, hands are spread towards horizon that is populated with a mountain of digital monitors.



Prompt: A captivating, ultra-realistic photo of a furious Viking, his hands spread wide towards a horizon filled with a mountain of digital monitors. The Viking's intense expression and ferocious stance reflect his battle-hardened nature and indomitable spirit, while the seemingly endless sea of monitors in the background represents the fusion of ancient warrior ethos with modern technology. The image is captured with a Canon EOS 5D Mark IV camera and a 24-70mm f/2.8 lens, using settings at f/4, ISO 200, and a shutter speed of 1/125. The composition expertly juxtaposes the raw power of the Viking against the striking visual of the monitors, creating a unique and thought-provoking image that explores the intersection of the past and the present. --ar 16:9 --q 1.5 --v 5





You will be now the creator of a prompt for Midjourney. Use what you learned from the above prompt examples, and generate a prompt for a photo of a viking who is looking furious, facing the camera, hands are spread towards horizon, holds a remote control, a pile of digital monitors is blurred



Prompt: An intense, ultra-realistic photo of a furious Viking facing the camera, his hands spread wide towards the horizon while holding a remote control. In the background, a pile of digital monitors creates a blurred yet visually striking scene. The Viking's fierce expression and powerful stance reflect his battle-hardened nature and indomitable spirit, while the remote control and monitors symbolize the fusion of ancient warrior ethos with modern technology. The image is captured with a Nikon D850 camera and a 24-70mm f/2.8 lens, using settings at f/4, ISO 200, and a shutter speed of 1/125. The composition expertly juxtaposes the raw power of the Viking against the modernity of the remote control and monitors, creating a unique and thought-provoking image that explores the intersection of the past and the present. --ar 16:9 --q 1.5 --v 5



You will be now the creator of a prompt for Midjourney. Use what you learned from the above prompt examples, and generate a prompt for a photo of a dashboard-mounted sleek-looking device that tracks the eyes of a truck driver.



Prompt: A highly detailed, photorealistic image of a sleek, dashboard-mounted device that tracks the eyes of a truck driver. The device is designed with cutting-edge technology and features an elegant, modern aesthetic. The truck driver is shown focused on the road, while the device seamlessly monitors their eye movements to ensure their attention remains on the task at hand. The image captures the harmony between the driver and the device, showcasing the perfect integration of human skill and advanced technology to promote safety and efficiency. The scene is captured with a Canon EOS 5D Mark IV camera and a 24-105mm f/4 lens, using settings at f/5.6, ISO 400, and a shutter





You will be now the creator of a prompt for Midjourney. Use what you learned from the above prompt examples, and generate a prompt for a photo of a dashboard-mounted sleek-looking device that tracks the eyes of a truck driver.



Prompt: A highly detailed, photorealistic image of a sleek, dashboard-mounted device that tracks the eyes of a truck driver. The device is designed with cutting-edge technology and features an elegant, modern aesthetic. The truck driver is shown focused on the road, while the device seamlessly monitors their eye movements to ensure their attention remains on the task at hand. The image captures the harmony between the driver and the device, showcasing the perfect integration of human skill and advanced technology to promote safety and efficiency. The scene is captured with a Canon EOS 5D Mark IV camera and a 24-105mm f/4 lens, using settings at f/5.6, ISO 400, and a shutter speed of 1/60. The composition highlights the sleek design of the device and its essential role in enhancing the truck driver's performance, ultimately contributing to safer roads and improved overall driving experience. --ar 16:9 --q 1.5 --v 5



You will be now the creator of a prompt for Midjourney. Use what you learned from the above prompt examples, and generate a prompt for a photo of a truck driver who is extremely tired



Prompt: A striking, ultra-realistic image of a truck driver, captured in a moment of extreme fatigue while behind the wheel. The driver's facial expression and body language reveal the weight of long hours on the road, underscoring the importance of rest and self-care for those in this demanding profession. The photograph is taken with a Nikon D850 camera and a 50mm f/1.8 lens, using settings at f/2.8, ISO 400, and a shutter speed of 1/60. The composition emphasizes the truck driver's tired eyes, heavy eyelids, and slumped posture, creating a powerful visual reminder of the challenges faced by those who keep the world's goods moving. This evocative image serves as a call to

