


# Curriculum development

## SESSION 2: PROCESS AND PRACTICES

Curriculum Development course spring 2023

Erika Myllyniemi, Noora Jaakkola,  
Jukka Välimäki



# Intended learning outcomes and content of the course



## After the course, you will be able to:

1. to discuss the different approaches of the curriculum in higher education
2. to identify the curriculum development process and practices and reflect on them in relation to their degree programme/major/minor
3. reflect the principles of constructive alignment in curriculum development
4. identify and apply tools in curriculum development
5. co-develop the curriculum together with the teaching team involved in the development
6. make a plan for continuous development



## Our main topics in the course:

- Curriculum in higher education, different approaches
- Constructive alignment in curriculum development
- Development process of the curriculum
- Co-development of the curriculum
- Tools for curriculum development
- Continuous development

# Curriculum Development –course timeline

Session 1: Fri 14.4.2023 at 9.15-12.00: R028/R107 Väre  
**Introduction to curriculum development**

Session 2: Fri 28.4.2023 at 9.15-12.00: U401 Otakaari 1  
**Curriculum development process**

Session 3: Fri 12.5.2023 at 9.15-12.00: U401 Otakaari 1  
**Tools for development**

Session 4: Fri 26.5.2023 at 9.15-12.00: Y308 Otakaari 1  
**Co-develop the curriculum**

Session 5: Fri 16.6.2023 at 9.15-12.00: U401 Otakaari 1  
**Reflection of the course and long-term development**

Pre-assignment

Assignment

Decide the project topic by 5.5.23

Prepare for coaching

Prepare project presentation

Submit report by 22.6.23

Work with the group development project

# Today's schedule

## Themes:

- Curriculum development process and practices at Aalto
- Curriculum co-development

9:15-9.20 Schedule and learning outcomes for the day

9:20-10.15 Collaborative work with the assignment texts

**BREAK 15 MIN.**

10.30-10.50 Curriculum design process in Aalto

10.50-11.50 Assessment of the curriculum continues

11.50-12.00 Conclusion of the day


# Groupwork: pre-assignment texts

# Method: Jigsaw

*Jigsaw is a cooperative learning strategy that gives students the opportunity to specialize in one aspect of a topic, master the topic, and teach the material to group members.*

## Phases:

- 1. Working in expert-groups divided by topic, 20 mins**
- 2. Working in mixed groups, 30 mins**
- 3. Short wrap-up, 5 mins**
- 4. Short wrap-up, 5 mins**



# Aim of the phase 1 (expert-groups):

- to create a shared understanding of the text with the group and summarize it
- to prepare to explain the text for others

## The group:

- Discusses the topic (pre-assignment reading material) – 10 min
- **Defines the main points and summarises them on the template provided in MC (Session 2) 10 min**

## Curriculum as intentional and dynamic process in higher education

Summarize here the main content of the text and other aspects that you found interesting especially regarding collaboration in curriculum development:

- What was the text about?
- What were the main concepts?
- What was especially interesting for you?
- Did you learn something new?

### Key takeaways that you wish to share for others

1.

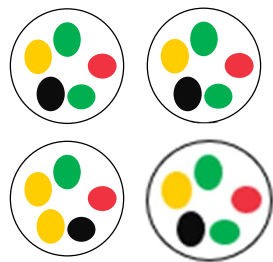
2.

3.



# Phase 2: Working in mixed groups

- **AIM is to explain and summarize the text** for others so that everyone will have an overall understanding of the main points of the three articles
- **The “experts” in each group will teach their topic** for others according to the summary made in phase 1:
  - A) **Curriculum as intentional...: 10 min, including discussion**
  - B) **Engaging the academics: 10 min, including discussion**
  - C) **How conceptualisations of...: 10 min, including discussion**
- **The expert(s)** in each group takes notes of the discussion and adds them to the summary of the topic. If there are unclear issues, please write also them down.



# Aim of the phase 1 (expert-groups):

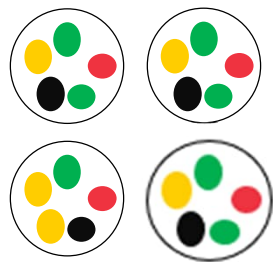
- to create a shared understanding of the text with the group and summarize it
- to prepare to explain the text for others

## The group:

- Discusses the topic (pre-assignment reading material) – 10 min
- **Defines the main points and summarises them on the template provided in MC (Session 2) 10 min**

# Phase 2: Working in mixed groups

- **AIM is to explain and summarize the text** for others so that everyone will have an overall understanding of the main points of the three articles
- **The “experts” in each group will teach their topic** for others according to the summary made in phase 1:
  - A) **Curriculum as intentional...: 10 min, including discussion**
  - B) **Engaging the academics: 10 min, including discussion**
  - C) **How conceptualisations of...: 10 min, including discussion**
- **The expert(s)** in each group takes notes of the discussion and adds them to the summary of the topic. If there are unclear issues, please write also them down.



# Curriculum development process and practices at Aalto

- **Comments and questions about the pre-assignment?**
- **Your findings of the curriculum design instructions?**

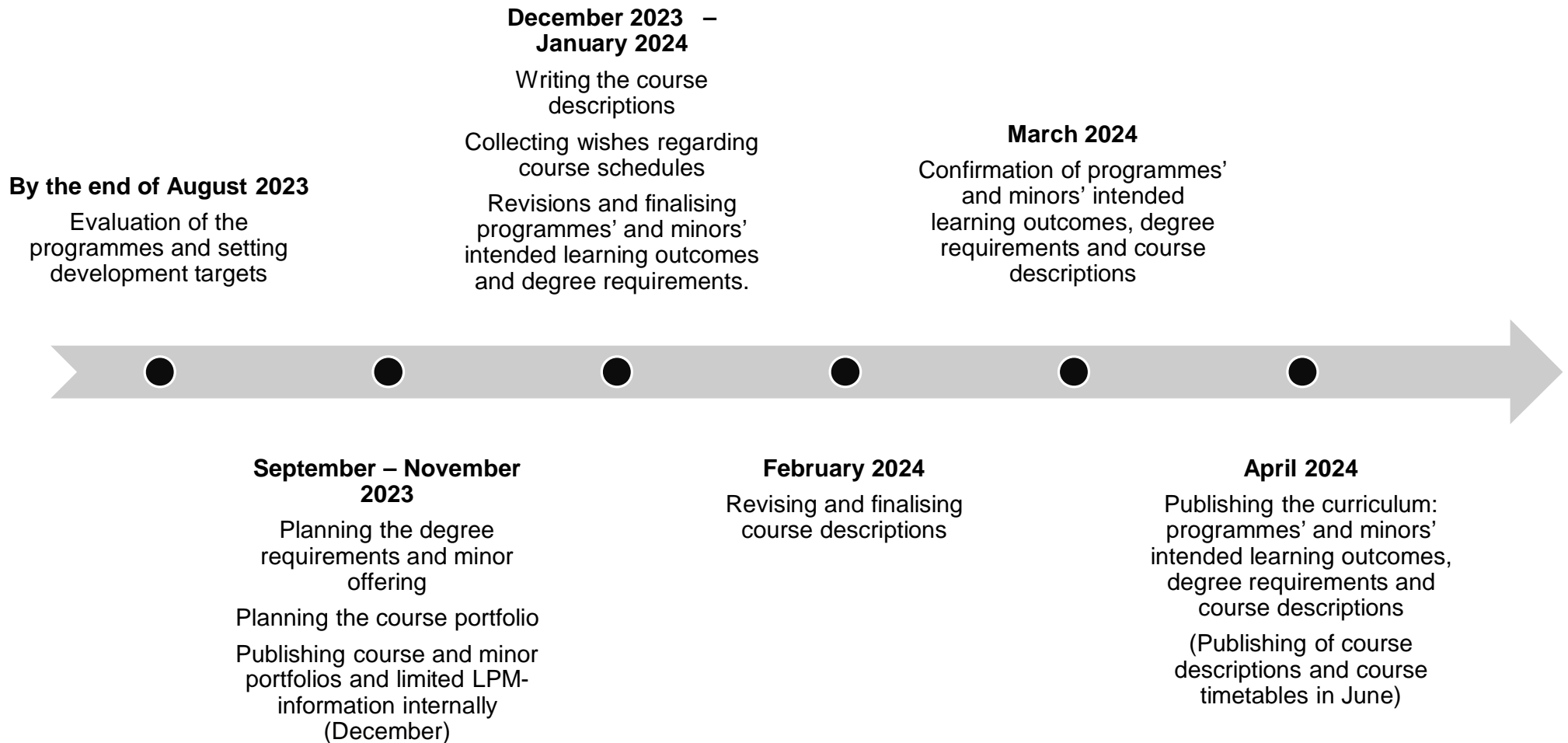


# Curriculum design at Aalto

## Curriculum process and practices

- **Aalto University follows a two-year curriculum:**
  - Begins in the spring of odd-numbered years, curriculum design begins with setting the university's joint aims
- **Programme curriculum development consists of four processes:**
  - Developing a programme curriculum
  - Management of curriculum design at the university and school levels
  - Decision-making and drawing up the curriculum
  - Planning the teaching offer
- **Decision-making concerning curricula 2024-2026:**
  - Drafts of degree requirements and course portfolio should be ready by the end of November 2023
  - Decision-making in the spring 2024

# Decision making process for the curriculum 2024-2026 (draft)

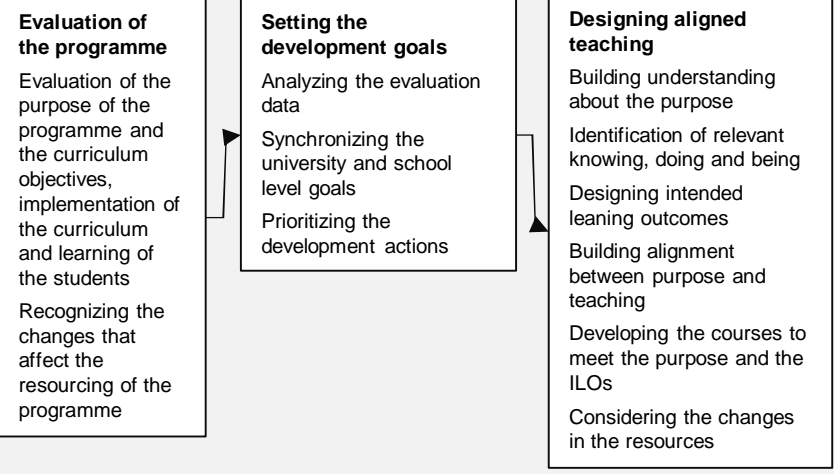


**Strategic management of the degree programme**

Pedagogical vision, engaging teaching community for the curriculum development, practices of the programme,

**Curriculum development**

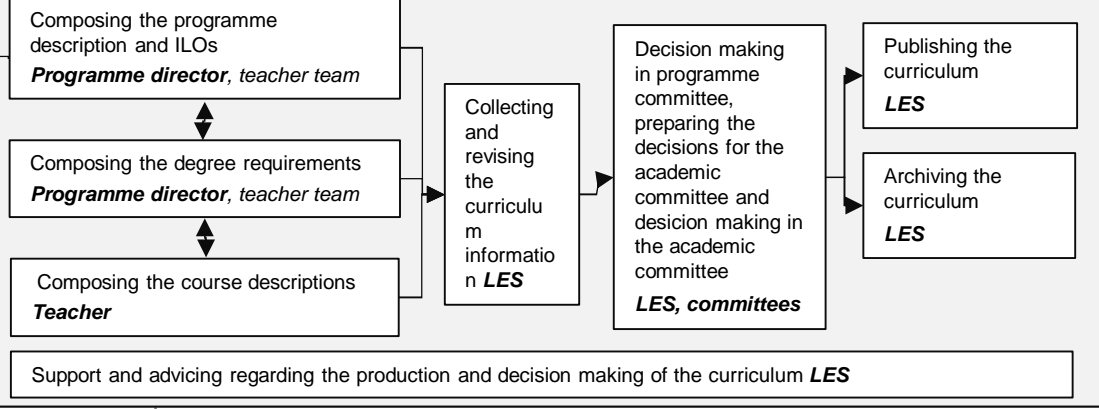
*Programme director, teaching team*



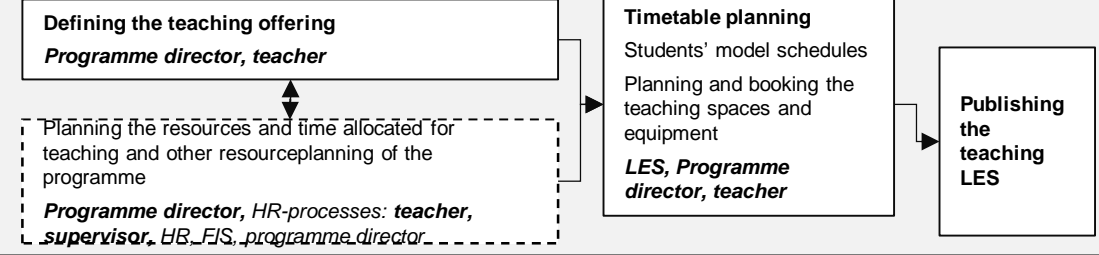
Targeted support for the development of the curriculum depending on the needs  
*LES specialists*

Updating the application target descriptions for student marketing and recruitment


**The producing and decision-making of the curriculum**



**The planning of the teaching offering**



**Management of curriculum design at the university and school levels**

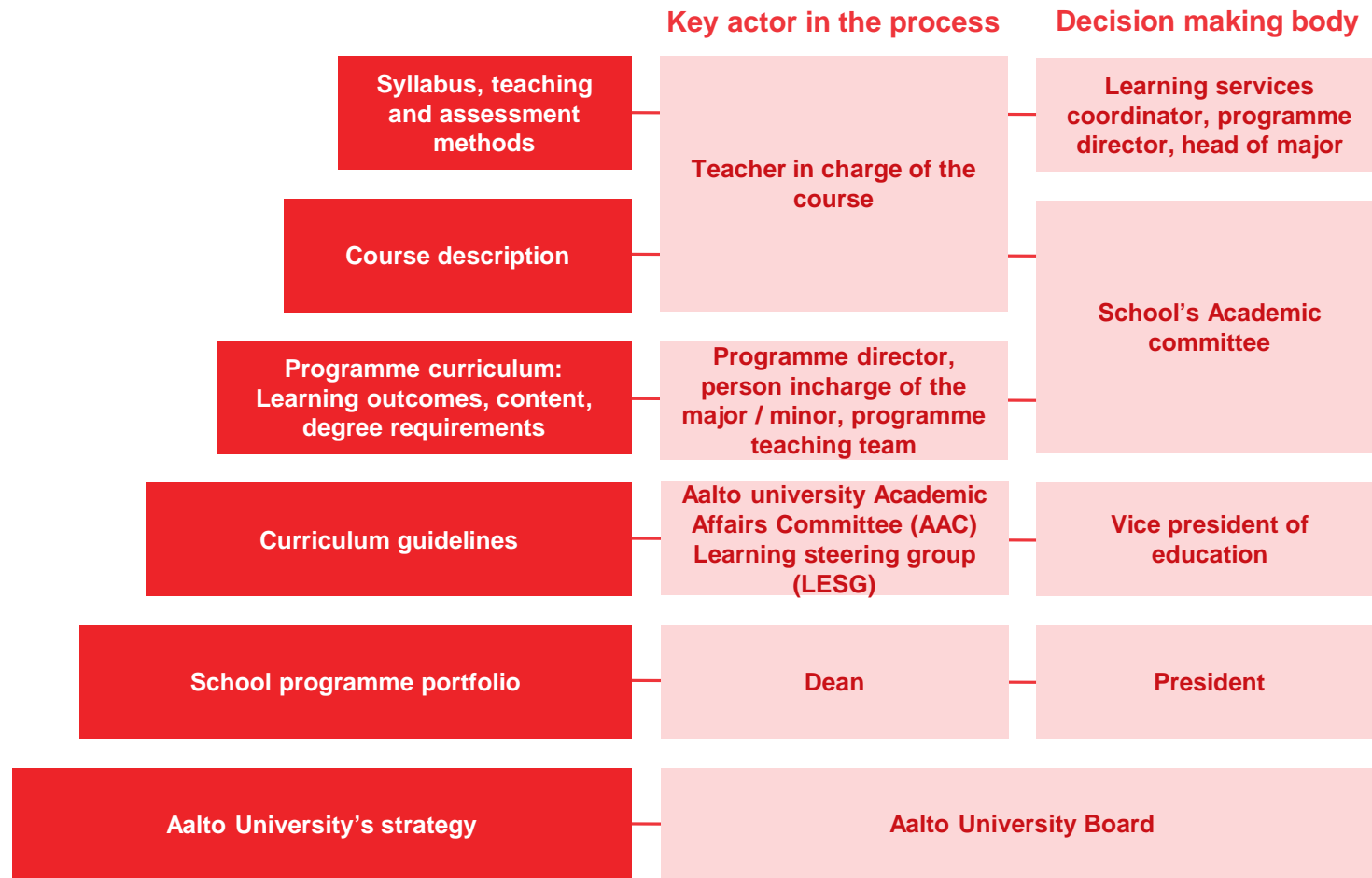


**Strategic management of the university**

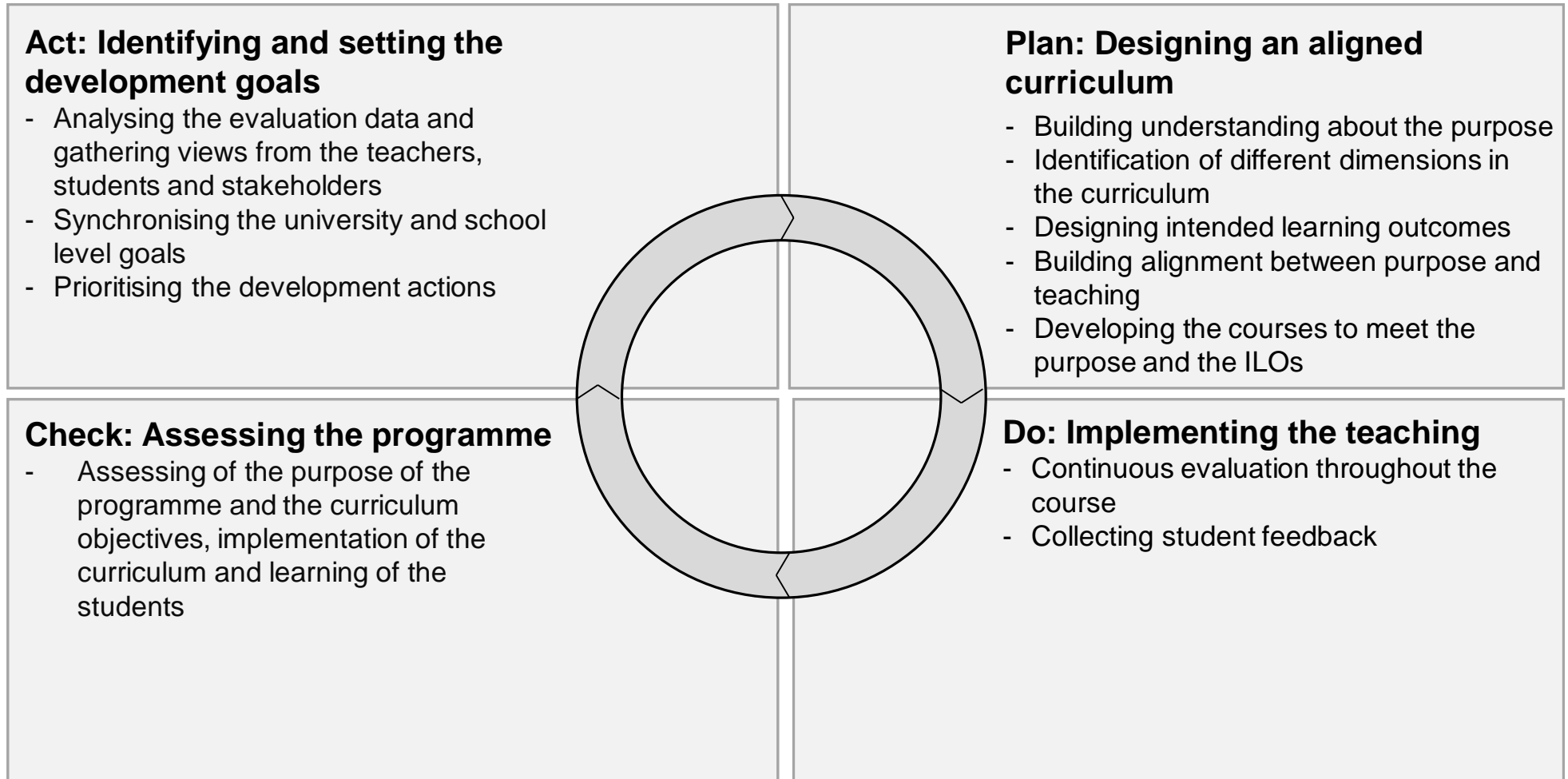
Budget and HR - planning of the university, schools, departments



# Key people in curriculum design



# Curriculum development cycle



# Teamwork: assessment of curriculum continues

# Work with your own team:

1. Start with the **analysis matrix from last time**: complete the unfinished sections **(10min.)**
2. Continue **assessment** from another perspective: your **process and practices** in curriculum development **(15min.)**
3. Finalize the assessment by **identifying the main development areas (1-5)** and discussing the potential development project topic for this course. **(10min.)**
4. Wrap-up: share your main development ideas for others **(10min.)**



# Assessment of the process and practices

- **Identify your own process:**
  - What phases of the development process can you identify in your context?
  - What practices or procedures can you identify in the different phases?
  - Who is involved in the different phases and how? How could you improve the collaboration?
- **Evaluate your practices:**
  - What aspects are functioning well in the different phases and what would need development?



# Group development project

# Pre-assignment for next time

## Choose and define your **topic**



Now it is time to choose your development project **topic** – what is the challenge you wish to solve and how?



If you have not yet begun to write your project report, now it is time!



Write the description about your project topic in your report (section 3)



**Provide a link** for your report for the course teachers in MC **by 5<sup>th</sup> of May** (for getting feedback)

# Development project report

The report consists of the **following sections**:

1. **Analysis of the current state of the curriculum:**
  - evaluation of the educational goals, alignment and the use of ILO's and the current curriculum development practices
  - reflection considering the different approaches to curriculum presented during the first session
2. **Description of the identified main development areas of the curriculum**
3. **Development project topic and description, background and justification for why you chose the topic**
4. **Your reflection of the project: what happened and how did it go?**
5. **Long-term plan for other identified development areas:**
  - description of the planned development practices, process and partners: who, how and when is involved in the development
6. **Key findings from the literature**
7. **Brief conclusions and key learnings from the course**

One of the group members will **submit the final report to MC by the end of February** (28.2.2023) (template in MyCourses)



# The development project

Team chooses a  
**small development  
task** to be **planned  
and completed  
during the course**

**The task can be for example:**

- ✓ **Trying a concrete tool** to develop curriculum, like developing intended learning outcomes, using curriculum mapping with the team or community
- ✓ **Developing practices:** designing an annual clock for development
- ✓ **Compiling theoretical framework** for the support of your development work

# Timetable for the project

- **By 5.5.** decide the development project topic, write description and justification to the report and provide a link to the report for the teachers
- **Fri 12.5.** third session of the course, mentoring teams announced
- **By 19.5.** send the link to your report for your mentoring team (the report as it at this stage) and start preparing for mentoring (read the other groups report and make notes)
- **Fri 26.5.** fourth session of the course, team mentoring session (aim is to get support and ideas for others for the project)
- prepare presentation of your project (report does not have to be ready yet)
- **Fri 16.6.** final session of the course, project presentations (report does not have to be ready yet)
- **By 22.6.** submit your final report

# Key takeaways

## ILO's for today:

1. to **identify** the curriculum development process and practices and reflect on them in relation to their degree programme/major/minor
  2. to **identify** and **apply** tools in curriculum development
  3. to **co-develop** the curriculum together with the teaching team involved in the development
- How can we create a **culture of curriculum development** where everyone feels welcome to participate?
  - What kind of **practices of curriculum development** will support us having this discussion regularly and with an open atmosphere?
  - **Who should we engage** in curriculum development and how to engage them in a meaningful way?

# Thank you for this session!

What did you think about this session? Give us feedback:

<https://presemo.aalto.fi/cdfeedback/>

