

GET IT
THOROUGH
DOWN TO
THE LAST
DETAIL

- Correct language
- Consistency of text

Most writing software has automatic language checks for misspellings and even bad grammar.

Grammarly is an example of a software and browser plugin that corrects English everywhere on your device.

Check all figures, tables and other visuals so that there are no language mistakes.

Check that you are using the same terms throughout the text, including how your research questions are formulated.

Check that you are using the same referencing style throughout the text.

Check that titles, headlines and figure captions all follow the same style and that you are referring to correctly numbered figures in the text.

EN: Aalto University

FI: Aalto-yliopisto

SV: Aalto-universitet

*EN: School of Arts, Design and
Architecture*

FI: Taiteiden ja suunnittelun korkeakoulu

*SV: Högskolan för konst, design och
arkitektur*

– Get these right!

Master's Programme in Creative Sustainability.
Director Mikko.jalas@aalto.fi. No Majors

Master's Programme in International Design Business
Management. Director nuria.solsona@aalto.fi. No
Majors

Master's Programme in Design. Director
pirjo.kaariainen@aalto.fi. Has three Majors:

Collaborative and Industrial Design. Head
severi.uusitalo@aalto.fi

Contemporary Design. Head julia.lohmann@aalto.fi

Fashion, Clothing and Textile Design. Head
maarit.salolainen@aalto.fi

– These, too!

[Programmes](#)

Master's Programme in Design


[Programme main page](#) [Curriculum](#) [During your studies](#) [Graduation](#) [Contact](#)

[Starting your studies](#) [Planning your studies](#) [Thesis](#) [Other studies](#) [Applications](#)


This site contains the student study guide for the Master's Programme in Design. Here you will find the programme curriculum as well as detailed guidelines for planning your studies. All the materials and instructions are for all the majors of the programme. If you are interested in applying to the programme, follow the link at the bottom of the site to the application page.

- Study guide: Thesis instructions and forms
- For example:
<https://www.aalto.fi/en/programmes/masters-programme-in-design/thesis>

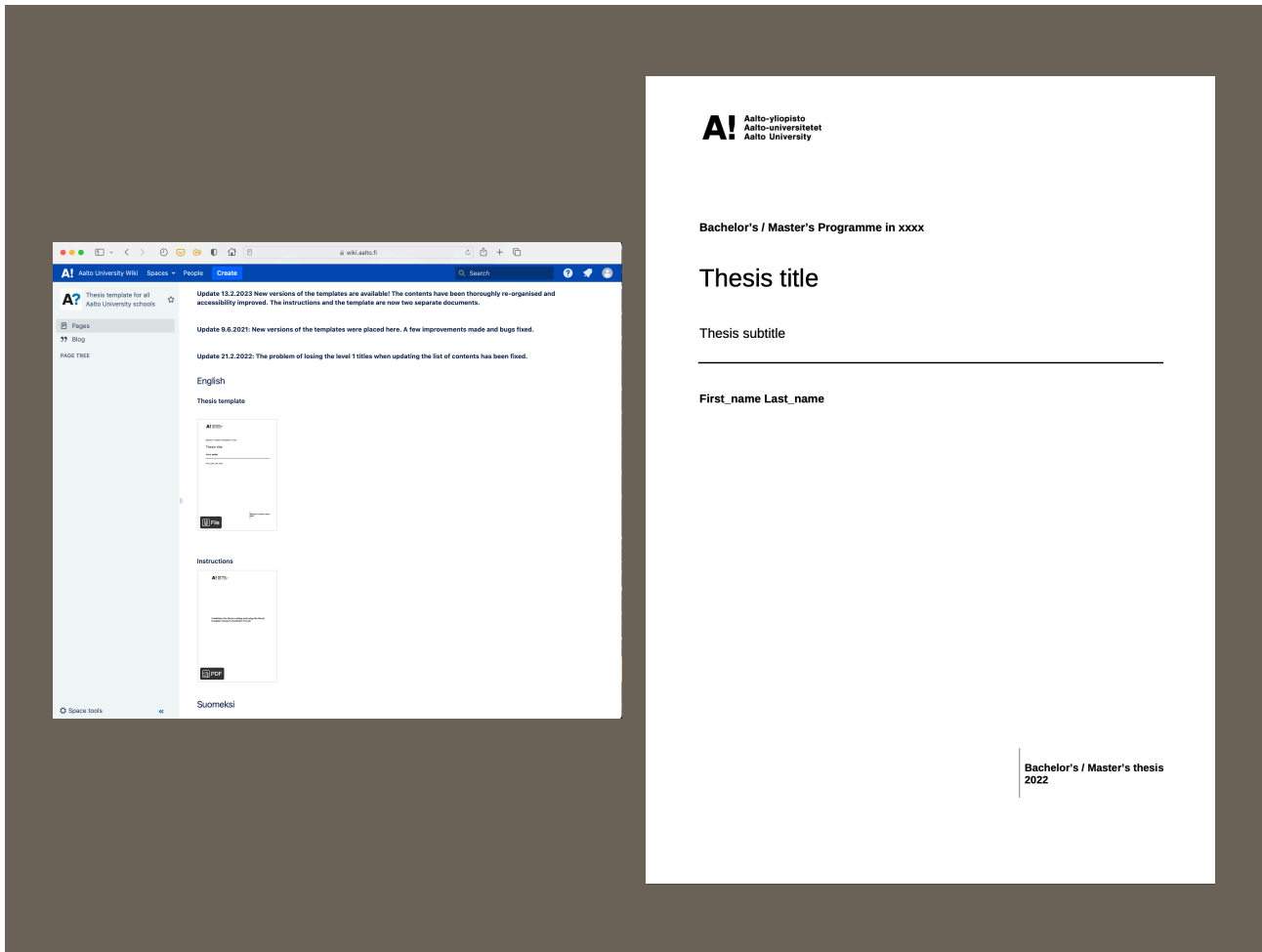
AESTHETICS
OF THE
THESIS



Quality of thesis language and presentation Quality of thesis language	The presentation of the various thesis components complicates understanding its contents. There are major shortcomings in the written expression.	The presentation of the thesis components is not appropriate for the contents. Notable shortcomings in written expression.	The presentation of the thesis components involves solutions that do not support the discussion of the topic. Written expression is satisfactory, but the language needs revision	The presentation of the thesis components support the discussion of the topic. Written expression is fluent and the thesis has no errors that affect readability.	The solutions applied into presentation of the thesis components are very good and support the discussion of the topic very well. The written expression is fluent and almost free of errors, and the style is appropriate.	The solutions applied to the presentation of the thesis components are commendable and support the discussion of the topic excellently. The written expression supports the discussion of the topic and the understanding of the contents excellently. The text has no errors.
Knowledge and professional skills	The student does not demonstrate knowledge or skills required in the degree. The student does not demonstrate sufficient ability to plan or conduct their work independently.	The student demonstrates the minimum level of knowledge and skills and an ability to apply their knowledge to work in the field. The student demonstrates a minimum level of ability to plan and conduct their work independently.	The student demonstrates command of the key skills of the field and a satisfactory ability to apply knowledge to work in the field. The student demonstrates satisfactory ability to plan and conduct their work independently meeting the basic criteria of the field.	The student demonstrates artistic or scientific knowledge and skills or other expertise relevant to the field and an ability to apply the gained knowledge to discussing questions of the field. The student demonstrates ability to plan and conduct their work independently meeting the criteria of the field.	The student demonstrates artistic vision, professionalism, analytical or scientific skills and a very good ability to apply the gained knowledge to discussing questions of the field. The student demonstrates very good ability to plan and conduct their work independently in the field of studies.	The student demonstrates significant artistic vision, professionalism, critical research-oriented thinking and an excellent ability to apply the gained knowledge to discussing issues of the field. The student demonstrates excellent ability to plan and conduct their work independently in the field of studies.



- The question of aesthetics in a MA thesis is difficult. The evaluation matrix only hints that aesthetic merits could be taken into consideration in the examination of the thesis.



- We do have Aalto's thesis template, and it is alright to use that.
- However, by clever graphic design, it is possible to enhance reading experience and comprehension.

HOW SUSTAINABLE SHOULD IT BE?


Your thesis does not have to be about sustainability, but not considering sustainability at all is also a poor choice, given the state of the planet and that sustainability is highlighted in the Aalto Strategy.

When planning the thesis, evaluate your plans and the scope of your work from the point of environmental, cultural and social sustainability.

It is possible to do things, e.g. production, that are not sustainable, but then you should explain your reasons for doing so.

THE RESPONSIBLE OBJECT

Marjanne van Helvert (ed.)



Valiz

A HISTORY OF DESIGN IDEOLOGY FOR THE FUTURE

Things We Could Design

For More Than Human-Centered Worlds

Ron Wakkary



JOHN THACKARA

HOW TO THRIVE IN THE NEXT ECONOMY



CHANGING




FEEDING

'JOHN THACKARA IS ONE OF THE GREAT VOICES ON SUSTAINABILITY'

BUSINESS WEEK



KNOWING



CLOTHING



GROUNDING



DWELLING

CARING

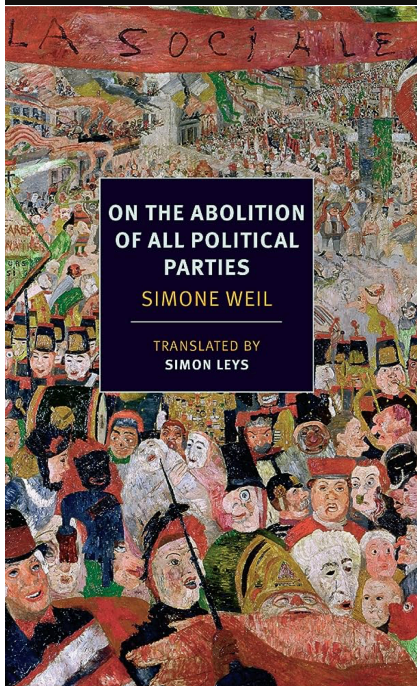
WATERKEEPING

COMMONING

MOVING

Thames & Hudson

IT'S OKAY
TO BE
OBTRUSIVE



MARKETS AND THE
ARTS OF ATTACHMENT

Edited by
Frenck Cochoy / Joe Deville / Liz McFall



**Ruined by
Design**

How Designers Destroyed the World,
and What We Can Do to Fix It

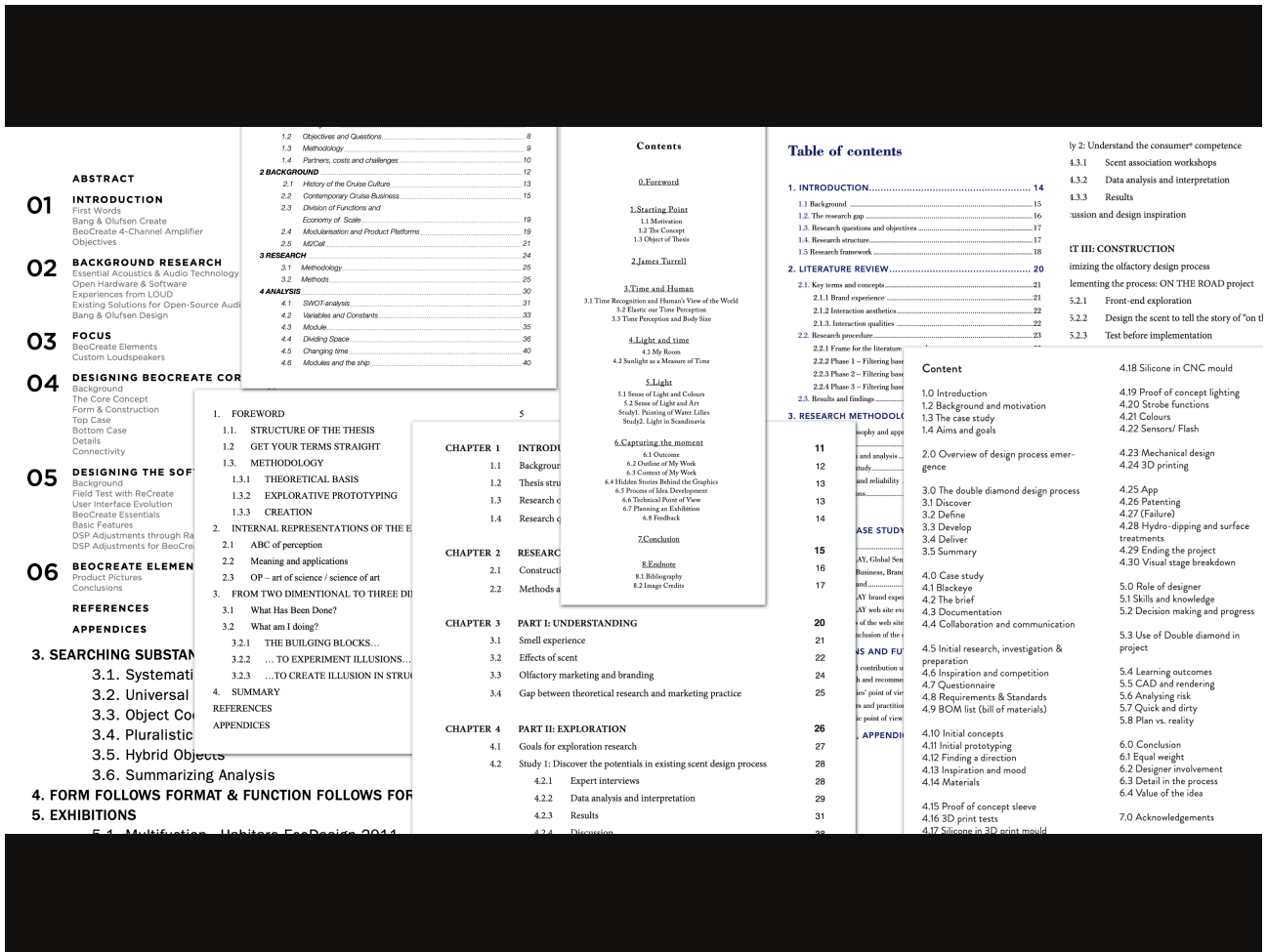
Mike Monteiro

Foreword by Vivianne Castillo



- There are plenty of reasons to be critical
- Pick your fights carefully. All points of your argument have to be justified and grounded on research and facts.

THESIS IS
DESIGNED



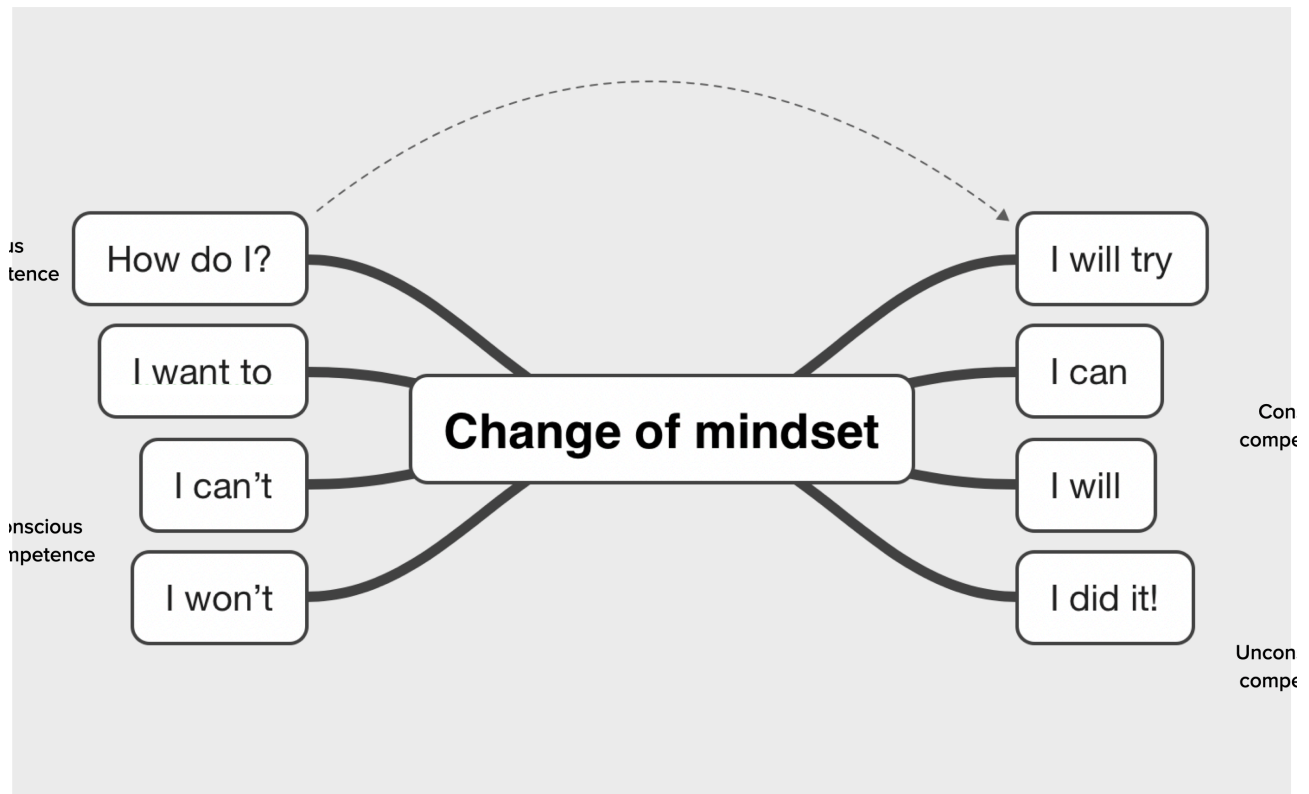
Thesis is a design project, so utilise the design skills

In this particular project, Aalto University is your main client, who gives some requirements but also guidelines, support and resources.

Utilise your design skills and designer identity to plan, execute and present a close look at something that is worth focusing on.

When reflecting on where to focus, be a designer! You are trained in creativity, in seeing "differently" and making interesting articulations with a variety of materials.

LONG-
LASTING
THESIS



- Sometimes, people doing a thesis assume that hardly anyone is going to read their work, so why bother?
- But the thesis has or may have a long career in a more profound sense: you become an expert on something, and will take the learning with you and influence the people around you.



The thesis does not have to be excellent (5). It does not even have to be good (3). You graduate with a passable thesis (1).

You learn more and become an expert in your topic when you put 30 cr worth of good effort into the thesis, but that is not always possible.

If you are in a hurry, dedicating time to the planning phase helps you to estimate which parts of the thesis are the most important ones and which parts you can do with less effort.

Photo by Jennefer Zacarias on Unsplash



If you know the academic routines and conventions, passable thesis can be done in two weeks or in a weekend. In that case the main learning objective is not met: to run a successful project independently in a sustainable manner (Rehn 2006)

The most efficient and healthy way of writing is patience for *not working* too long time in one go, and consistency in working 5 days a week (Voice 1994)

Experts can do full days of focused work because they have the expertise with which to go deep, but not even the professionals write more than a few hours a day (Newport 2016, King 2000)

Boice, Robert. 1994. *How writers journey to comfort and fluency. A psychological adventure*. Westport: Praeger.

King, Stephen. 2000. *On writing. A memoir of the craft*. London: Holder & Stoughton.

Newport, Cal. 2016. *Deep work. Rules for focused success in a distracted world*. London: Piatkus.

Rehn, Alf. 2006. *The scholar's progress. Essays on academic life and survival*. New York: iUniverse.

Photo by Patrick Fore on Unsplash

Rest

WHY YOU GET MORE DONE
WHEN YOU WORK LESS



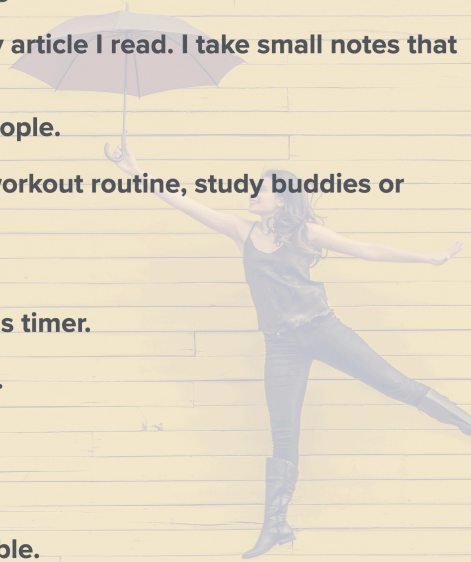
Alex Soojung-Kim Pang

Three kinds of days

In a week

- 2-4 days for content development
- 2-3 days for preparing for content development
- 1-2 days off

Collection of advice from fellow students and graduates

- If you are unsure about the thesis topic: (1) read more to get to know, (2) talk to experts (professors, researchers, etc.) for suggestions, and (3) chat informally with your friends for honest feedback.
 - Forming a working group is a good habit. Having ppl around you work and exchange feedback surely help you progress/prevent derailing
 - Turn notifications off from all the devices while working
 - Using a digital notebook to write my notes about every article I read. I take small notes that can make me remember the whole article.
 - Leaving the house and exchanging ideas with other people.
 - Every morning wake up, easy lunch & coffee, regular workout routine, study buddies or studying in a library.
 - Make short (a week) and longer term plans and revise.
 - Pomodoro technique =). Recommended app: Bear focus timer.
 - Small baby steps, one at a time, with doable deadlines.
 - Saying out loud what should be done that day.
 - Using classical music to focus.
 - Print a picture of role model and put it somewhere visible.
- 

AFTER TPO

Writing of 3-6 page
Thesis Plan Proposal.
Submission of
Proposal and any
other still missing
TPO assignment by
September 15. No
extensions.

Majors/Programmes
will have later
deadline for the
proposals = time to
edit further

Presentation of
Proposal. Supervisor
appointed to your
thesis. Recruiting
advisor(s)

Part 1, Part 2, Oral
Presentation,
TurnItIn, Hand-in,
Graduation

What to do before Friday

- Optional tutoring on Thursday
- Assignment "Reflective Summary" due Friday

- Watch a video lecture on Thesis Plan by Turkka Keinonen
- Listen to a podcast about what's a good thesis in your Programme or Major
- Write reflective essay max 2 pages

After Dieter Rams: 10 principles of good **MA Thesis**



1. Good **Thesis**
is innovative.



2. Good **Thesis** is
~~makes a product~~
useful.




3. Good **Thesis**
is aesthetic.



4. Good **Thesis** is
~~makes a product~~
understandable.



5. Good **Thesis**
is ~~no~~obtrusive.



6. Good **Thesis**
is honest.



7. Good **Thesis**
is long-lasting.



8. Good **Thesis**
is as thorough down
to the last detail.



9. Good **Thesis**
is environmentally
friendly.



10. Good **Thesis**
is ~~as little~~ design **project**
~~as possible~~.

Source: Adapted from Vitsoe.com
photo