

GET IT  
THOROUGH  
DOWN TO THE  
LAST DETAIL

- Correct language
- Consistency of text

**EN: Aalto University**

**FI: Aalto-yliopisto**

**SV: Aalto-universitet**

**EN: School of Arts, Design and Architecture**

**FI: Taiteiden ja suunnittelun korkeakoulu**

**SV: Högskolan för konst, design och arkitektur**

**Master's Programme in Creative Sustainability. Director  
Mikko.jalas@aalto.fi. No Majors**

**Master's Programme in International Design Business Management.  
Director nuria.solsona@aalto.fi. No Majors**

**Master's Programme in Design. Director pirjo.kaariainen@aalto.fi.  
Has three Majors:**

- Collaborative and Industrial Design. Head severi.uusitalo@aalto.fi
- Contemporary Design. Head julia.lohmann@aalto.fi
- Fashion, Clothing and Textile Design. Head  
maarit.salolainen@aalto.fi

## Student Guide

[Main page](#)

[Programmes, Minors and Courses](#) ▾

[Academic calendar](#)

[Support for studying](#) ▾

[New students](#) ▾

---

### Programmes

# Master's Programme in Design

[Programme main page](#)

[Curriculum](#) ▾

[During your studies](#) ^

[Graduation](#)

[Contact](#)

---

[Starting your studies](#)

[Planning your studies](#)

[Thesis](#)

[Other studies](#)

[Applications](#)

---

This site contains the student study guide for the Master's Programme in Design. Here you will find the programme curriculum as well as detailed guidelines for planning your studies. All the materials and instructions are for all the majors of the programme. If you are interested in applying to the programme, follow the link at the bottom of the site to the application page.

---

AESTHETICS  
OF THE  
THESIS

<p><b>Quality of thesis language and presentation</b> Quality of thesis language</p>	<p>The presentation of the various thesis components complicates understanding its contents. There are major shortcomings in the written expression.</p>	<p>The presentation of the thesis components is not appropriate for the contents. Notable shortcomings in written expression.</p>	<p>The presentation of the thesis components involves solutions that do not support the discussion of the topic. Written expression is satisfactory, but the language needs revision</p>	<p>The presentation of the thesis components support the discussion of the topic. Written expression is fluent and the thesis has no errors that affect readability.</p>	<p>The solutions applied into presentation of the thesis components are very good and support the discussion of the topic very well. The written expression is fluent and almost free of errors, and the style is appropriate.</p>	<p>The solutions applied to the presentation of the thesis components are commendable and support the discussion of the topic excellently. The written expression supports the discussion of the topic and the understanding of the contents excellently. The text has no errors.</p>
<p><b>Knowledge and professional skills</b></p>	<p>The student does not demonstrate knowledge or skills required in the degree. The student does not demonstrate sufficient ability to plan or conduct their work independently.</p>	<p>The student demonstrates the minimum level of knowledge and skills and an ability to apply their knowledge to work in the field. The student demonstrates a minimum level of ability to plan and conduct their work independently.</p>	<p>The student demonstrates command of the key skills of the field and a satisfactory ability to apply knowledge to work in the field. The student demonstrates satisfactory ability to plan and conduct their work independently meeting the basic criteria of the field.</p>	<p>The student demonstrates artistic or scientific knowledge and skills or other expertise relevant to the field and an ability to apply the gained knowledge to discussing questions of the field. The student demonstrates ability to plan and conduct their work independently meeting the criteria of the field.</p>	<p>The student demonstrates artistic vision, professionalism, analytical or scientific skills and a very good ability to apply the gained knowledge to discussing questions of the field. The student demonstrates very good ability to plan and conduct their work independently in the field of studies.</p>	<p>The student demonstrates significant artistic vision, professionalism, critical research-oriented thinking and an excellent ability to apply the gained knowledge to discussing issues of the field. The student demonstrates excellent ability to plan and conduct their work independently in the field of studies.</p>

Browser window showing the Aalto University Wiki page for the thesis template. The page includes a navigation bar with "Aalto University Wiki", "Spaces", "People", and "Create" buttons. The main content area displays several updates: "Update 13.2.2023 New versions of the templates are available! The contents have been thoroughly re-organised and accessibility improved. The instructions and the template are now two separate documents.", "Update 9.6.2021: New versions of the templates were placed here. A few improvements made and bugs fixed.", and "Update 21.2.2022: The problem of losing the level 1 titles when updating the list of contents has been fixed." Below the updates, there is a section for "English" and "Thesis template" which contains a preview of the thesis template document. The preview shows the Aalto University logo, the text "Bachelor's / Master's Programme in xxxx", "Thesis title", "Thesis subtitle", and "First\_name Last\_name". Below the preview is a "File" button. There is also a section for "Instructions" which contains a preview of the instructions document. The preview shows the Aalto University logo and the text "Conditions for thesis writing and using the thesis template (master's / bachelor's level)". Below the preview is a "PDF" button. At the bottom of the page, there is a "Suomeksi" link and "Space tools" button.

Bachelor's / Master's Programme in xxxx

# Thesis title

Thesis subtitle

---


First\_name Last\_name



HOW  
SUSTAINABLE  
SHOULD IT  
BE?

# THE RESPONSIBLE OBJECT

Marjanne van Helvert (ed.)



Valiz

# A HISTORY OF DESIGN IDEOLOGY FOR THE FUTURE

# Things We Could Design

# For More Than Human-Centered Worlds

Ron Wakkary



JOHN THACKARA

## HOW TO THRIVE IN THE NEXT ECONOMY



CHANGING



FEEDING

'JOHN THACKARA IS ONE OF THE GREAT VOICES ON SUSTAINABILITY'

BUSINESS WEEK



KNOWING



CLOTHING



GROUNDING



DWELLING



CARING



WATERKEEPING



COMMONING

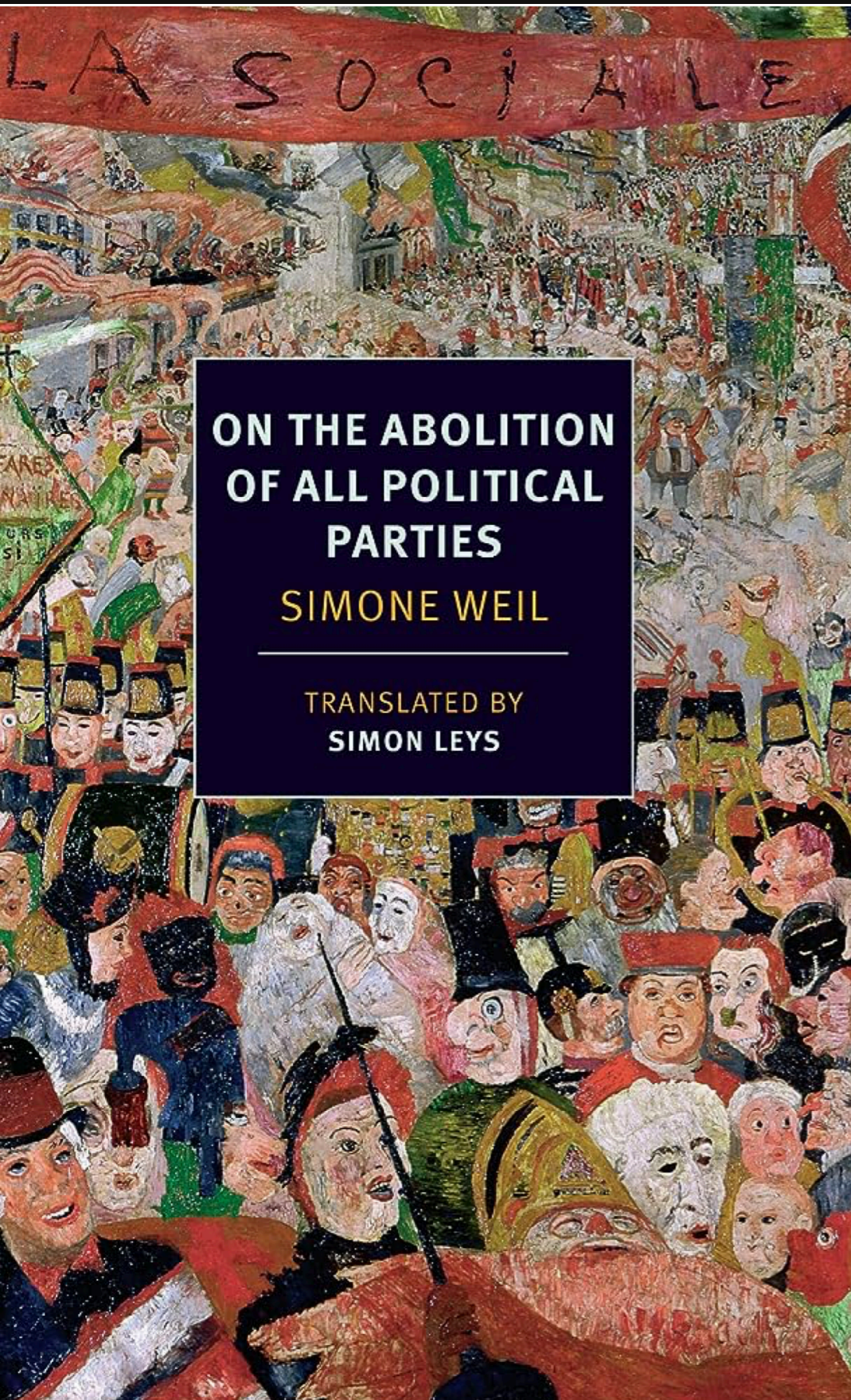


MOVING



Thames & Hudson

IT'S OKAY TO  
BE  
OBTRUSIVE



ON THE ABOLITION  
OF ALL POLITICAL  
PARTIES

SIMONE WEIL

TRANSLATED BY  
SIMON LEYS

# MARKETS AND THE ARTS OF ATTACHMENT

Edited by  
Franck Cochoy / Joe Deville / Liz McFall



R

# Ruined by Design

How Designers Destroyed the World,  
and What We Can Do to Fix It

**Mike Monteiro**

Foreword by Vivianne Castillo



THESIS IS  
DESIGNED

01

ABSTRACT

INTRODUCTION

First Words
Bang & Olufsen Create
BeoCreate 4-Channel Amplifier
Objectives

02

BACKGROUND RESEARCH

Essential Acoustics & Audio Technology
Open Hardware & Software
Experiences from LOUD
Existing Solutions for Open-Source Audi
Bang & Olufsen Design

03

FOCUS

BeoCreate Elements
Custom Loudspeakers

04

DESIGNING BEOCREATE CORE

Background
The Core Concept
Form & Construction
Top Case
Bottom Case
Details
Connectivity

05

DESIGNING THE SOFTWARE

Background
Field Test with ReCreate
User Interface Evolution
BeoCreate Essentials
Basic Features
DSP Adjustments through Ra
DSP Adjustments for BeoCre

06

BEOCREATE ELEMENTS

Product Pictures
Conclusions

REFERENCES

APPENDICES

3. SEARCHING SUBSTANCES

- 3.1. Systematic
3.2. Universal
3.3. Object Centred
3.4. Pluralistic
3.5. Hybrid Objects
3.6. Summarizing Analysis

4. FORM FOLLOWS FORMAT & FUNCTION FOLLOWS FORM

5. EXHIBITIONS

5.1. Multifunctional Habitats EcoDesign 2011

Table of contents with page numbers for sections 1.2 to 4.6.

Table of contents for chapters 1-3.

Table of contents for chapters 4-6.

Contents

0. Foreword

1. Starting Point

- 1.1 Motivation
1.2 The Concept
1.3 Object of Thesis

2. James Turrell

3. Time and Human

- 3.1 Time Recognition and Human's View of the World
3.2 Elastic our Time Perception
3.3 Time Perception and Body Size

4. Light and time

- 4.1 My Room
4.2 Sunlight as a Measure of Time

5. Light

- 5.1 Sense of Light and Colours
5.2 Sense of Light and Art
Study1. Painting of Water Lilies
Study2. Light in Scandinavia

6. Capturing the moment

- 6.1 Outcome
6.2 Outline of My Work
6.3 Context of My Work
6.4 Hidden Stories Behind the Graphics
6.5 Process of Idea Development
6.6 Technical Point of View
6.7 Planning an Exhibition
6.8 Feedback

7. Conclusion

8. Endnote

- 8.1 Bibliography
8.2 Image Credits

Table of contents

Table of contents with page numbers for sections 1-3.

Table of contents for chapters 4-6.

Table of contents for chapters 7-9.

- ly 2: Understand the consumer's competence
4.3.1 Scent association workshops
4.3.2 Data analysis and interpretation
4.3.3 Results
Discussion and design inspiration

PART III: CONSTRUCTION

- Optimizing the olfactory design process
Implementing the process: ON THE ROAD project
5.2.1 Front-end exploration
5.2.2 Design the scent to tell the story of "on the road"
5.2.3 Test before implementation

Content

Table of contents for chapters 10-19.

LONG-  
LASTING  
THESIS

Conscious  
incompetence

How do I?

I want to

I can't

I won't

**Change of mindset**

I will try

I can

I will

I did it!

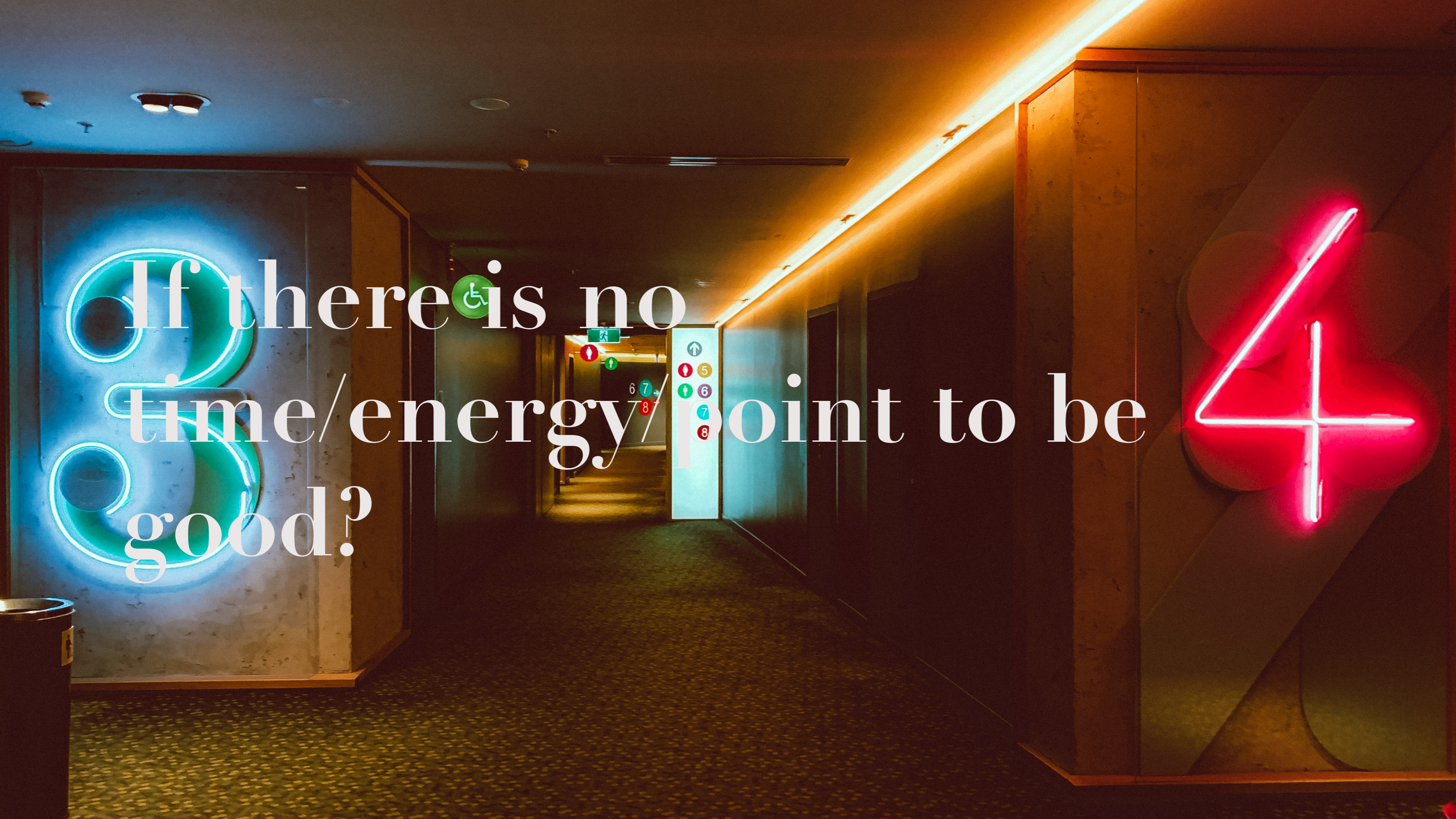
Conscious  
competence

Unconscious  
incompetence

Unconscious  
competence







If there is no  
time/energy/  
point to be  
good?

*1/5 always beats 24/7*



# Rest

WHY YOU GET MORE DONE  
WHEN YOU WORK LESS



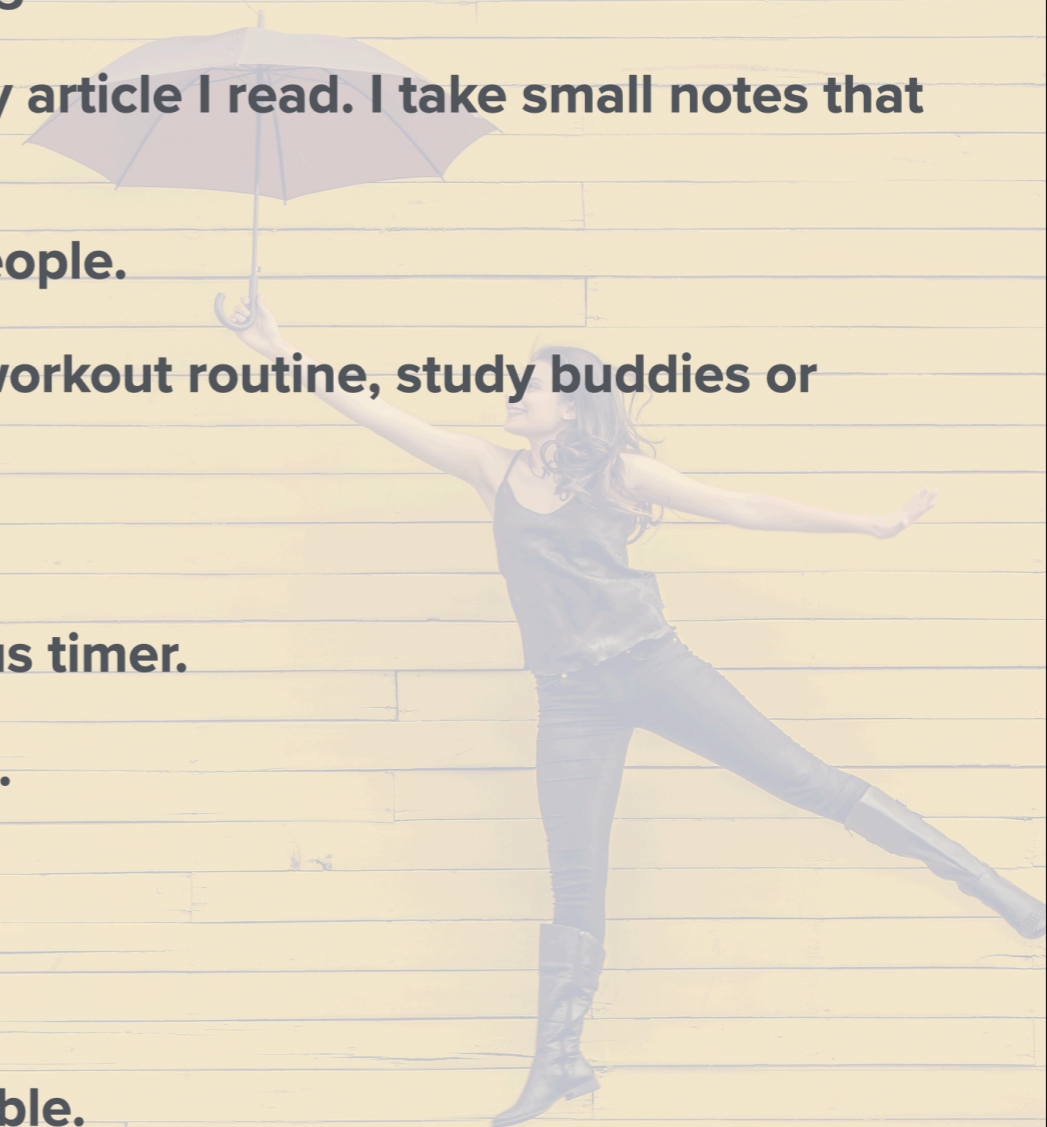
## Three kinds of days

In a week

- 2-4 days for content development
- 2-3 days for preparing for content development
- 1-2 days off

## **Collection of advice from fellow students and graduates**

- **If you are unsure about the thesis topic: (1) read more to get to know, (2) talk to experts (professors, researchers, etc.) for suggestions, and (3) chat informally with your friends for honest feedback.**
- **Forming a working group is a good habit. Having ppl around you work and exchange feedback surely help you progress/prevent derailing**
- **Turn notifications off from all the devices while working**
- **Using a digital notebook to write my notes about every article I read. I take small notes that can make me remember the whole article.**
- **Leaving the house and exchanging ideas with other people.**
- **Every morning wake up, easy lunch & coffee, regular workout routine, study buddies or studying in a library.**
- **Make short (a week) and longer term plans and revise.**
- **Pomodoro technique =). Recommended app: Bear focus timer.**
- **Small baby steps, one at a time, with doable deadlines.**
- **Saying out loud what should be done that day.**
- **Using classical music to focus.**
- **Print a picture of role model and put it somewhere visible.**



AFTER TPO

- Writing of 3-6 page Thesis Plan Proposal.
- Submission of Proposal and any other still missing TPO assignment by September 15. No extensions.
- Majors/Programmes will have later deadline for the proposals = time to edit further
- Presentation of Proposal. Supervisor appointed to your thesis. Recruiting advisor(s)
- Part 1, Part 2, Oral Presentation, TurnItIn, Hand-in, Graduation

# What to do before Friday

- Optional tutoring on Thursday
- Assignment "Reflective Summary"  
due Friday

# After Dieter Rams: 10 principles of good **MA Thesis**



1. Good **Thesis**  
is innovative.



2. Good **Thesis** is  
~~not~~ makes a product  
useful.




3. Good **Thesis**  
is aesthetic.



4. Good **Thesis** is  
~~not~~ makes a product  
understandable.



5. Good **Thesis**  
is ~~not~~obtrusive.



6. Good **Thesis**  
is honest.



7. Good **Thesis**  
is long-lasting.



8. Good **Thesis**  
is as thorough down  
to the last detail.



9. Good **Thesis**  
is environmentally  
friendly.



10. Good **Thesis**  
is as ~~little~~ design **project**  
~~as possible.~~