



Our programme

Date	Day 1 Aug 28, Mon	Day 2 Aug 29, Tue	Day 3 Aug 30, Wed	Day 4 Aug 31, Thu	Day 5 Sep 1, Fri
Type	Zoom session: Positioning & Writing	Independent studying + tutoring option	Zoom session: Planning 1 & Working	Independent studying + tutoring option	Zoom session: Experiences & Planning 2
Content	Basics	Assignments	Techniques	Assignments	Actions



“I HAVE DONE IT!” - Learning from (Recent) Graduates

Ondřej Zajíc, CoID

Why should we measure design maturity? Design maturity from the perspective of in-house design leaders

Savannah Vize, CS

The environmental citizen's playbook: A co-design enquiry into the playful potential of environmental action

Aura Latva-Somppi, CoDe

The workshoes and the chasm: The influence of gap in a creative material process

Research design

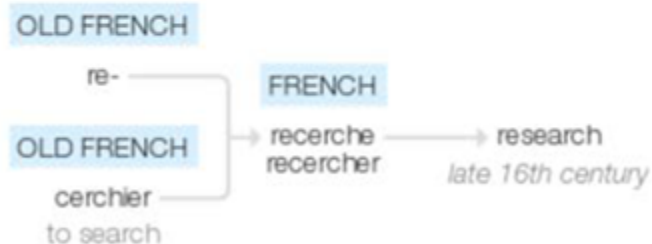
REMINDER from Design Research

Rigorous / systematic way(s) to search for knowledge

Research

/rɪˈsɜːtʃ, ˈriːsɜːtʃ/

Origin



late 16th century: from obsolete French *recherche* (noun), *recercher* (verb), from Old French *re-* (expressing intensive force) + *cerchier* 'to search'.

From Oxford

Example of collecting 'data' (by Namkyu)



BACKGROUND:

Whenever I run, I take a photo.

**What can we know from
this?**

"Namkyu runs Töölönlahti."

"Namkyu takes a photo of Ooppera."

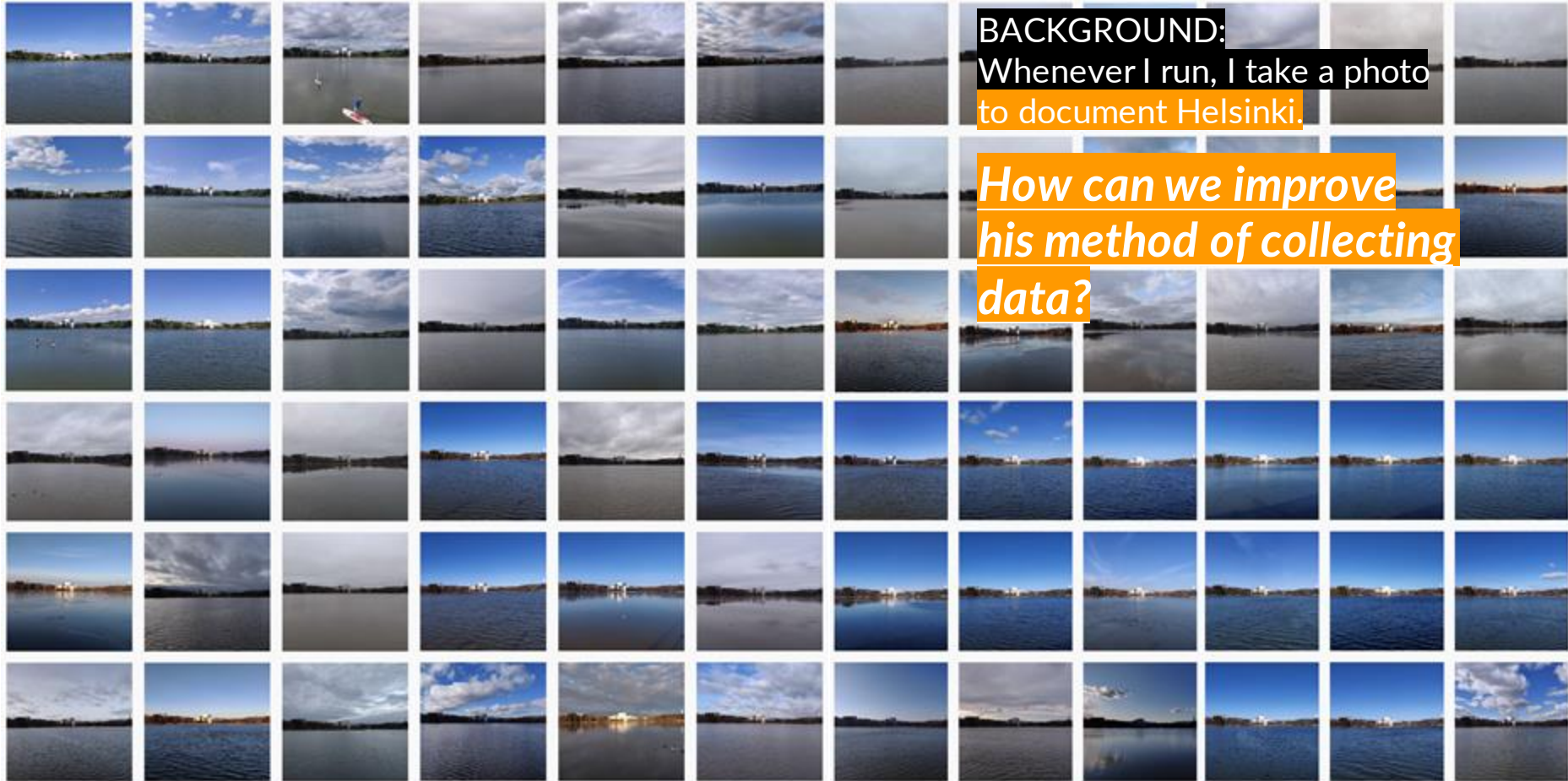
"Namkyu takes a photo from the
other side of Ooppera."

"The day when Namkyu ran was not
cloudy."

"Based on the color of the trees,
Namkyu runs during the summer."

...

Example of collecting 'data' (by Namkyu) since January 2014



BACKGROUND:
Whenever I run, I take a photo
to document Helsinki.

*How can we improve
his method of collecting
data?*

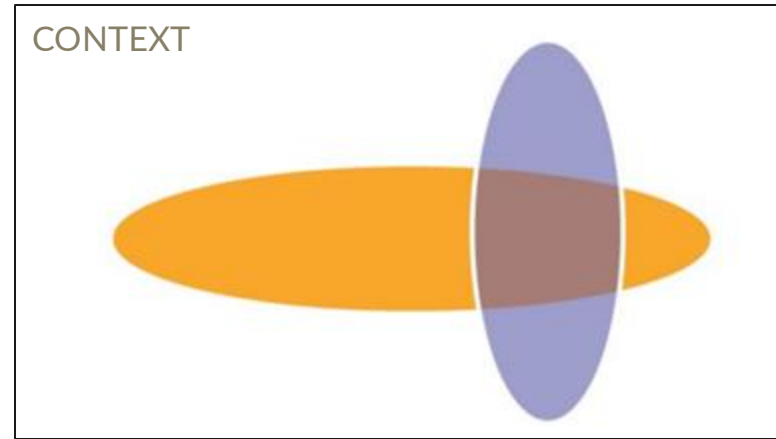
Research Question

Representation of your frame:

Context + Scope

- **Context:** The discussion where your thesis makes a contribution
- **Scope:** What is in and what is out

**Note: Your research question is not fixed.
It will evolve as you develop your thesis.*



How the
dramaturgical design
of ludo-narrative
virtual reality
performances
afford
the player-self
transformations?

Dramaturgical and theoretical approach for design

Game Design + Narrative Structures

Live actors in participatory, multiplayer VR experience

"Transformative experiences cannot be constructed but
can only be invited." (Gaggioli 2016, 106)
> Facilitating / scaffolding the experience

Player = Participant = Role-taker of character = Protagonist
Personal involvement and impactfulness



Evolution of Research Question (example of Namkyu)

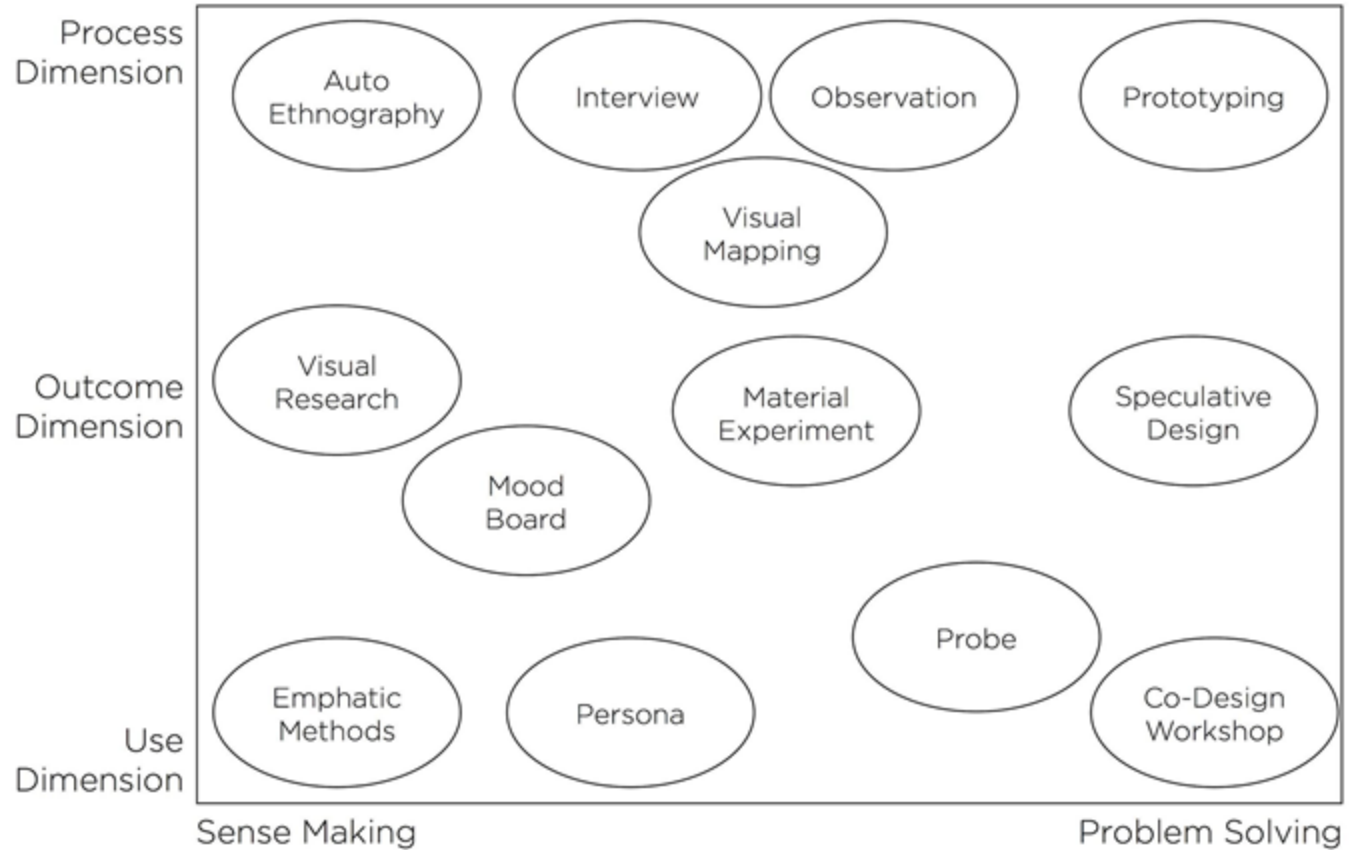
1. What other things fashion designers can do rather than encouraging unnecessary consumption?
2. What other things fashion designers can do beyond image-making? (<< the notion of fashion)
3. How are fashion designers different from other designers? (<< the context of design)
4. What do fashion designers actually do? (<< design thinking)
5. How do fashion designers work/think? (<< design practice)
6. What are distinctive features of fashion design? (<< revision: context of design, design practice)
7. Why is fashion design under-studied? (<< social prejudices in design)
8. How can the social role of fashion designers be conceptualized? (<< designer's role)
9. How can the social role of fashion design profession be conceptualized? (<< profession)
10. How can the social role of the fashion design profession be conceptualized in the contemporary fashion system? (<< specific research context)

Design (Research) Methods

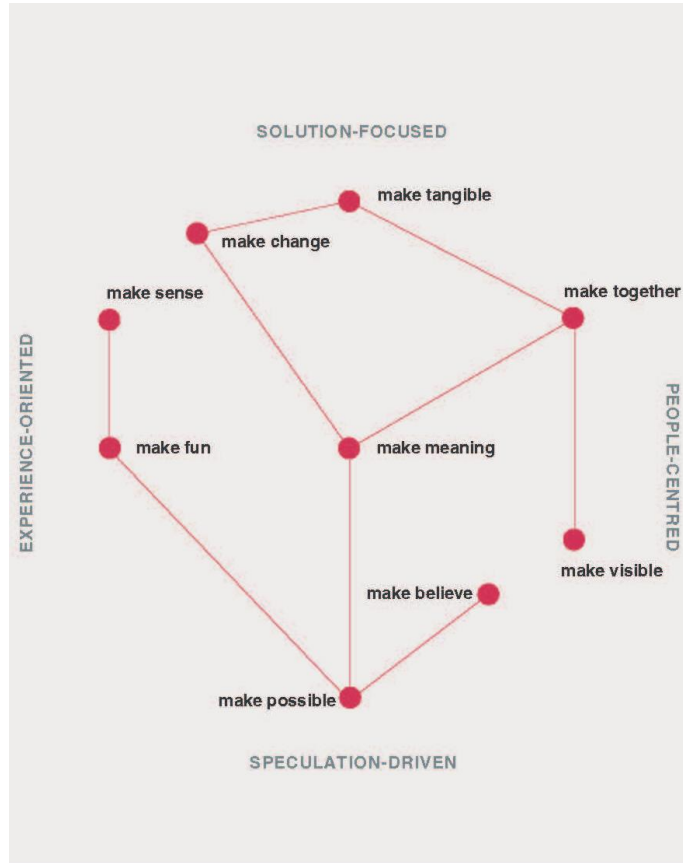
SCALAR THINKING

WHAT
HOW
WHY

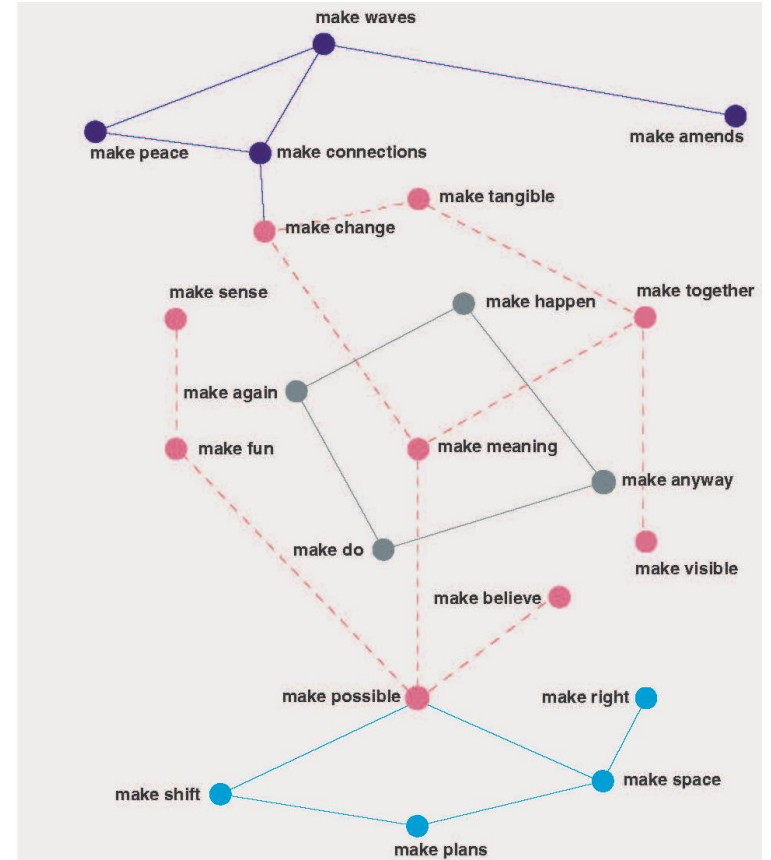
to study



Why do research into / for / through design?



Layer 1



Layer 2



Recap: Design Research..? Research Design!

- Each method yields its own type of data. Define your data!
- The research material in a thesis can be documents (e.g. interview transcriptions, notes, news, research articles, diaries, etc.), numerical data, photographs, plans, drawings, maps, audio and video recordings, tangible artefacts...
- You can collect your own primary data or use existing data, or both.
- Assess your data and other research material critically (reliability, representativeness, possible biases)
- Remember confidentiality and ethical considerations when handling data.



Reporting the Findings

- **Rich Picture:** Opening up the phenomenon you are studying in its variety.
- **Synthesis:** Distillation of key findings / characteristics regarding your topic.
- **Evidence:** Showing how your data supports (or not) the research hypothesis.
- **Argumentation:** Convincing others and transmitting your message to them.
- **Transparency:** Recording / showing the process that led you to the results for others to evaluate.



Expected Outcomes: Possible Formats

VISUAL

- Diagram
- Process description
- Drawings
- Images, photographs
- Scenarios
- Collage, mood boards
- Design concepts
- Detailed plans and drawings

TEXTUAL

- Descriptive academic text
- Discussion with your references/literature
- Quotes from the data
- Own insights and reflections
- Lists, guidelines, specifications



Sociogram Exercise and Action Plan

View TPO MyCourses > Step 2: Orientation week programme > In-Class Assignments: Action Plan
(including Sociogram)

1. Identify relevant actors in corresponding shapes
2. Identify relationships with corresponding lines
3. Complete a sociogram for your thesis
4. Examine how to improve your current relationships or/and what status of relationships to improve/change based on what grade you wish from the evaluation criteria (see ARTS MA Thesis Guide)
5. Create an action plan with steps of real actions to achieve the improvement/change

>> **DL Wed 23:59 (6 September)**



Thesis Plan Evaluation Sheet

Good to know some criteria..

Evaluation form for Thesis Plan presentations

Please note that your evaluation should be based on the written Thesis Plan provided by the student and not only on the oral presentation. The evaluation points below are based on the MA thesis guidelines. This form is the basis upon which the student revises their thesis plan, whether the plan is accepted or not after their presentation. Use this evaluation form to carefully describe the strengths and weaknesses of the student's Thesis Plan and to give clear and constructive advice on how the student can improve their plan. If possible, give suggestions on possible advisors. Please fill in the blanks/boxes for these evaluation points on a scale from 1 – 10:

1 RELEVANCE AND SCOPE OF RESEARCH TOPIC WITHIN ART, DESIGN OR CRAFT

- Is the topic relevant to the field? Yes No
Is the project demanding enough (less than 30 credits)? Yes No
Is the project too large for 30 credits? Yes No

2 RESEARCH QUESTION(S)

- Are the research questions clear? 1-10
Are they relevant to art, design or craft research? 1-10

3 SUITABILITY / FEASIBILITY OF CONTEXT AND THEORETICAL FRAMING

- Is the context of the research clear and suitable? 1-10
Is the student familiar with existing design-related discussions in the context? 1-10
Does the student have suitable resources for conducting the research? 1-10

4 VIABLE METHODOLOGY AND METHODS

- Is the methodology viable / likely to help the student answer the research questions? 1-10
Are the planned methods for dealing with data, sites and materials clear? 1-10

5 WORKPLAN

- Is the timetable feasible? (considering the unavailability of resources during holidays.) 1-10
Does the plan include time for making prototypes, reflecting, and other obligations? 1-10

- This thesis plan is accepted Tick the box
This thesis plan is accepted, but needs revisions Tick the box
This thesis plan is not accepted but needs to be re-evaluated after revisions Tick the box

PROFESSORS / TEACHERS suggestions for revisions

SUGGESTION FOR POSSIBLE ADVISOR/S _____



Thesis Plan Template

Suggestions for you.

A? Aalto University
School of Arts, Design
and Architecture

Department of Design
Thesis Plan Template
August 2022

Master's programme/major	
Student name/number	
Working title of the thesis	
Submitted date	

The length of the thesis plan is suggested to be no more than 5-6 pages. There is no specific reference style (e.g. Harvard, Chicago, APA) recommended in the department; thus, discuss it with your supervisor. The following structure for the thesis plan is a suggestion and it can be adopted according to the thesis. In case your supervisor provides you with research plan instructions different from the following, act according to the instructions of your supervisor, and, of course, MA Thesis Guide.

Abstract (one paragraph)

Introduction

- *The background of a certain topic area* (What is the context? Who are your audiences?)
- *An issue/problem from the area and its significance* (Why are you doing this? Why shall others care about it?)
- *Research questions and objectives* (What do you propose to explore or investigate?)

Literature Review / References

- *Overview of the references* (What previous work there is on the subject? How will your work expand our understanding about your topic, considering the existing research and projects?)
- *Preliminary conceptual framework* (Which concepts and streams of research can you use to structure your research problem?)
- *Limitations* (What issues will be excluded and for which reasons?)

Methods (for 'design' or/and 'research', see *Design Research* course materials)

- *Overall approach and rationale* (How will you conduct your exploration or investigation? Why do you want to do it and in that way? Is it a common way to conduct your research or are you experimenting with methods?)
- *Methods for sampling, design, data gathering and data analysis* (How will you choose what to study? What and how do you plan to design? What kind of data are you collecting? How will you gather the data? How will you analyze/interpret the data? Notice that both "method" and "data" can mean nearly anything from exploring through design, prototyping or benchmarking existing cases to conducting interviews and collecting statistics for scenario building.)
- *Ethical considerations*. Some topics are more sensitive than others. Any topic involving for example children, minorities, non-human subjects, politics, religion, violence or other potentially sensitive elements requires planning ethically sound conducting of research. (Is there any chance of risking validity, reliability, trustworthiness, and transparency? How do you plan to prevent them?)

Preliminary Outline for the Thesis (i.e. Table of Contents)

Tentative Workplan

- *The progress of your work as concrete milestones*. Progress should be guided by your research questions, interrupted with moments of reflection where you can revise and plan your future steps. Preliminary conclusions and findings should be mentioned and, for example, possible iterations. Good idea is to schedule moment for "refining research question" and another for "checking and revising scope of research". This way you'll have a

A? Aalto University
School of Arts, Design
and Architecture

Department of Design
Thesis Plan Template
August 2022

blueprint of your exploration/investigation as a process. When planning your progress and milestones, benefit from this structure. (e.g. Which chapters or parts of thesis will you work on in each month or week?)

- *Other activities involved* (e.g. What courses/activities will you join during the process?)
- *Potential employee/collaborator* (How do you plan to identify and work with them?)
- *Funding* (If needed, how will you finance to produce your work?)
- *Plan for getting feedback from supervisor and advisor(s)*
- *Submission deadlines for the draft versions to your supervisor*
- *Final deadline for the thesis* (i.e. the submission deadline where you aim at).
- *Potential date for thesis presentation and submitting the maturity essay* (times for these will be approved by the supervisor later)

References



Requirements to Pass

- **Submission** of 4 pre-assignments in MyCourses (by Fri 18.8.)
 - **Participation** in 6 contact teaching sessions this week (morning+afternoon of Mon, Wed & Fri)
 - **Doing** 4 assignments in MyCourses:
 - Submit a finished D-S-M-G-R exercise (By the end of Wednesday 30.8.)
 - Submit a finished Fourfold exercise (By the end of Thursday 31.8.)
 - **Submit a summary of key points after watching a video lecture on Thesis Plan by Turkka Keinonen and listening a podcast by Director of your study program/major (By the end of Friday 1.9.)**
 - **Submit a finished Action Plan, including Sociogram (by the end of Wednesday 6.9.)**
- *If needed, submit missing, failed or revised assignments (by the end of Friday 15.9.)*



Reminder: Thesis Plan Proposal

- First due agreed from the department level: 20 October, 2023!
- Exact date and the process to be checked with your study programme / major

Thesis Plan Orientation

Goal is to be well prepared for MA thesis in the Department of Design.

Content: **Practical info** about how to create a compelling and actionable thesis **plan**, and how to **manage** your thesis process.

You are not alone.

- Department of Design
- Study Program/Major



MA Thesis Portal 2021-

Search in MyCourses: "MA Thesis Portal"

*URL: <https://mycourses.aalto.fi/course/view.php?id=26870>

Dashboard / My own courses / ma thesis por...

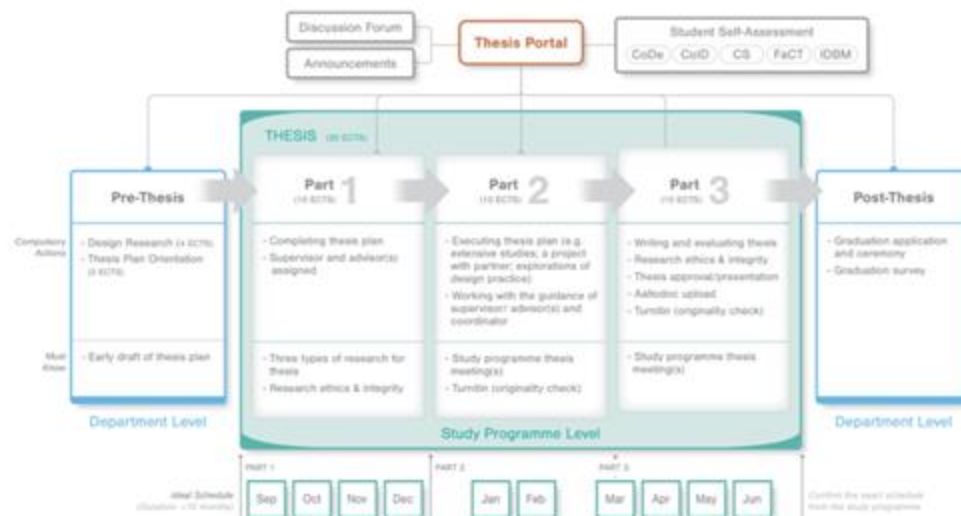
Department of Design MA Thesis Portal

Welcome to the DoD MA Thesis Portal!

This Portal is public, but primarily for 2nd year master's level students (or more) in five study programmes (CoDe, CoID, CS, FaCT and IDBM) at the Department of Design who are about to enter the MA thesis process.

The Portal is developed to help you track your thesis-related works.

In this page, you are able to find relevant resources and information for developing your thesis according to your stage ([download the diagram below](#)).



Your Study Programme/Major: "MA Thesis Platform"

!NOTE! You will be invited by your study programme/major. If not, please contact the director / study coordinator of your study programme.



A? MyCourses

SCHOOLS

MY RECENT COURSES

CORONAVIRUS INFO

SERVICE LINKS

ALLWELL?

(EN)

 FaCT MA Thesis Platform

 Participants

 Grades

Sections ▼

» FaCT MA Thesis Platform

» THE PRELIMINARY THESIS PLAN

» THESIS: PART I

» THESIS: PART II

» THESIS: PART III

» POST-THESIS

» Manual for Teachers

FaCT MA Thesis Platform

[Dashboard](#) / [My own courses](#) / [fact ma thesi...](#)

FaCT MA Thesis Platform

Welcome to the FaCT MA Thesis Platform!



Study Programme / Major Thesis Platform

- CoDe: Contact luis.vega@aalto.fi to know more
- CoID: <https://mycourses.aalto.fi/course/view.php?id=30556>
- CS: <https://mycourses.aalto.fi/course/view.php?id=30560>
- FaCT: <https://mycourses.aalto.fi/course/view.php?id=30353>
- IDBM: <https://mycourses.aalto.fi/course/view.php?id=30309>

Course Feedback Survey

