

# Recycling of Rare Metals

*Elinor Rombach, Bernd Friedrich*

IME Process Metallurgy and Metal Recycling, RWTH Aachen University,  
Intzestraße 3, Aachen, Germany

Conventional recycling processes for rare metals are often based on the process routes of mass metals (e.g. Cu, Pb, Zn, Al). Because of low metal contents and production volumes of rare metals, it is not always economical to operate a specific recycling process. In these cases pretreatment or material conditioning steps are used to produce anthropogenic (recycling) concentrates, which are introduced in conventional extraction processes. Such concentrates do not necessarily have very high concentration levels of rare metals, but should be minimized in specific impurities, which are known for disturbing the ongoing process units. In this context it should be noted that geogenic (primary winning) and anthropogenic (secondary recycling) process chains widely overlap; i.e. they are not always clearly separated from each other. This is shown for indium and tellurium, for example (Figure 10.1).

Usually (pretreated) anthropogenic concentrates, recycling raw materials or intermediate products are introduced in pyro- or hydrometallurgical metal winning process routes, to increase their trace element amounts (parts per million ranges of In, Te) up to ranges of a few percent. Byproduct processes, i.e. extraction

steps for indium and tellurium, need higher adequate metal contents ( $>0.1\%$  In,  $>1\%$  Te). Corresponding materials are, for example, anode slime (copper winning), lead/copper dross (lead winning) or leach residue (zinc winning) as well as slightly contaminated pre-consumer photovoltaic scraps (wafer scrap, sputter targets). For end-of-life (EOL) scrap, i.e. complex composite materials with high impurity concentrations as present in printed circuit boards, purely hydrometallurgical processes are difficult to realize, liable to technical limitations and therefore not recommended (Hagelüken and Meskers, 2010). Especially in the field of rare metals recycling, the selection of suitable process modules for metal concentration is of particular importance.

Most of the rare metals, described in this chapter, are used as key metals in numerous technical applications and were classified as “critical raw materials for the EU” by the European Commission in 2010 (see European Commission-Enterprise and Industry, 2010). For these rare metals main end-use-markets and a selection of developed and especially commercial practiced recycling routes are illustrated. However, since a large number of process alternatives are used,

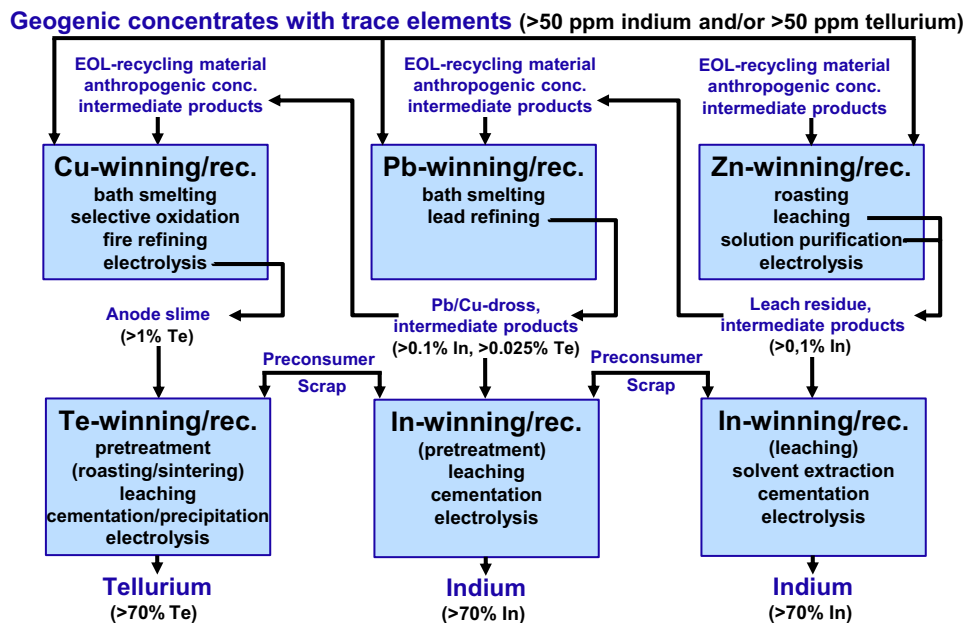


FIGURE 10.1 Summary of current reclamation and recycling routes for indium and tellurium. EOL, end-of-life.

which are also partly highly complex, no claim of completeness can be raised in this document.

## 10.1 PRECIOUS METALS

The group of eight precious metals (PMs) can be basically distinguished as silver (Ag), gold (Au) and platinum group metals (PGMs). The PGMs comprise six transition metals, three light PGMs (atomic numbers 44–46): ruthenium (Ru), rhodium (Rh) and palladium (Pd) and three heavy PGMs (atomic numbers 76–78): osmium (Os), iridium (Ir) and platinum (Pt). All these metals are of high economic value and have similar chemical and physical properties, such as high melting point, low vapor pressure, high temperature coefficient of electrical resistivity and low coefficient of thermal expansion. Moreover, all PGMs have strong catalytic activity. Main end-use markets for PMs are as follows (European Commission-Enterprise and

Industry, 2010; Loferski, 2012; U.S. Geological Survey, 2013):

*catalysts:* Pt, Pd and Rh are used for automotive catalytic converters and diesel particulate filters to reduce air pollution. PGMs are also used as catalysts in the chemical industry and for petroleum refining. Ag is used as a catalyst in oxidation reactions, e.g. the production of formaldehyde from methanol. For 2012, the PM distribution in this end use was estimated as Pd: >71%; Pt: >31%; and Rh: 69%.

*Electric/electronics:* In this sector PGMs are used in a variety of applications, such as computer hard discs (Pt, Ru), multilayer ceramic capacitors (Pd) or hybridized integrated circuits. Iridium crucibles were used in the electronics industry to grow high-purity single crystals for use in various applications, including single-crystal sapphire, which was used in the production

of backlit light-emitting diode displays in televisions and other electronic devices. The high conductivity of Ag and Au makes them an important component in electrical and electronic equipment. For 2012 the PM distribution in this end use was estimated as Ag: 32%; Au: 5%; Pd: >16%; Pt: <23%; Ru: 62%; and Ir: 55%.

*Coins/jewelry/silverware:* In 2011 the largest proportion of gold use (66%) as well as approximately 30% of silver and 20% of PGM use went into these nonindustrial, decorative uses.

*Photography/mirrors/glass industry:* As silver has the highest optical reflectivity of all metals, its use in photography and mirrors is self-evident. However, demand for Ag in photographic equipment has been on the decrease since the introduction of digital cameras since the late 1990s. Platinum equipment was used in the glassmaking industry because of its high melting point and resistance to corrosion. Rhodium is used for flat-panel glass. For 2012 the PM distribution in this end use was estimated as: Ag: >10%; Pt: 7%; Rh: 9%.

*Other applications:* These applications include dental alloys, solar panels, water treatment, batteries, Radio-frequency identification (RFID) tags and investment tools.

Global mine production of PMs was estimated for 2012 (U.S. Geological Survey, 2013): Ag: 24,000 t/year; Au: 2700 t/year; Pd: 200,000 kg/year; and Pt: 179,000 kg/year. Global consumptions for other PGMs were reported for 2011 (Loferski, 2012): Rh: 28,200 kg/year; Ru: 25,100 kg/year; and Ir: 9360 kg/year. Because of the high economic value of the PMs and their noble (electro-)chemical properties, recycling activities are principally well established, especially for preconsumer, photography, special catalyst and coins/jewelry scraps. But because of the open character of their lifecycles, the recovery of PMs is also limited, especially for

postconsumer scrap with dissipative uses, as e.g. Pt/Ru in computer hard disks. Therefore the challenge in PM recycling from consumer applications is the collection and channeling through the recycling chain to different metal recovery processes. Some sector-specific EOL-recycling rates are reported as (UNEP, 2011):

90–100%	For Ag, Au, Pd, Pt in jewelry/coins/silverware.
80–90%	For Pd, Pt, Rh in industrial applications, (including process catalysts/electrochemical, glass, mirror, batteries).
>30–<60%	For Pd, Pt, Rh in vehicles, (including automotive catalysts, spark plugs, Ag-pastes but excluding car-electronics).  For Ag, Ir, Ru in industrial applications, (including process catalysts/electrochemical, glass, mirror, batteries).  For Ag, Rh in other applications, (including decorative, medical sensors, crucibles, photographic, photovoltaics).
0–15%	For Ag, Au, Ir, Os, Pd, Pt, Rh, Ru in electronics.

### 10.1.1 Scrap Metallics, Alloys, Sweeps Minerals and Photographic Materials

PM winning and recycling processes are common (Figure 10.2). They exploit the chemical properties of these metals (e.g. reactivity and oxidation) and use a variety of separation techniques. Typically there is much more silver and gold than PGMs. Many of the processes use very reactive reagents or produce toxic products, and these factors are taken into account by using containment, fail-safe systems and sealed drainage areas to minimize losses. This is further driven by the high value of the metals. Many of the processes are commercially confidential and only outline descriptions are available. One feature of the industry is that, generally, the PMs are recovered on a toll basis, which can be independent of the metal value.

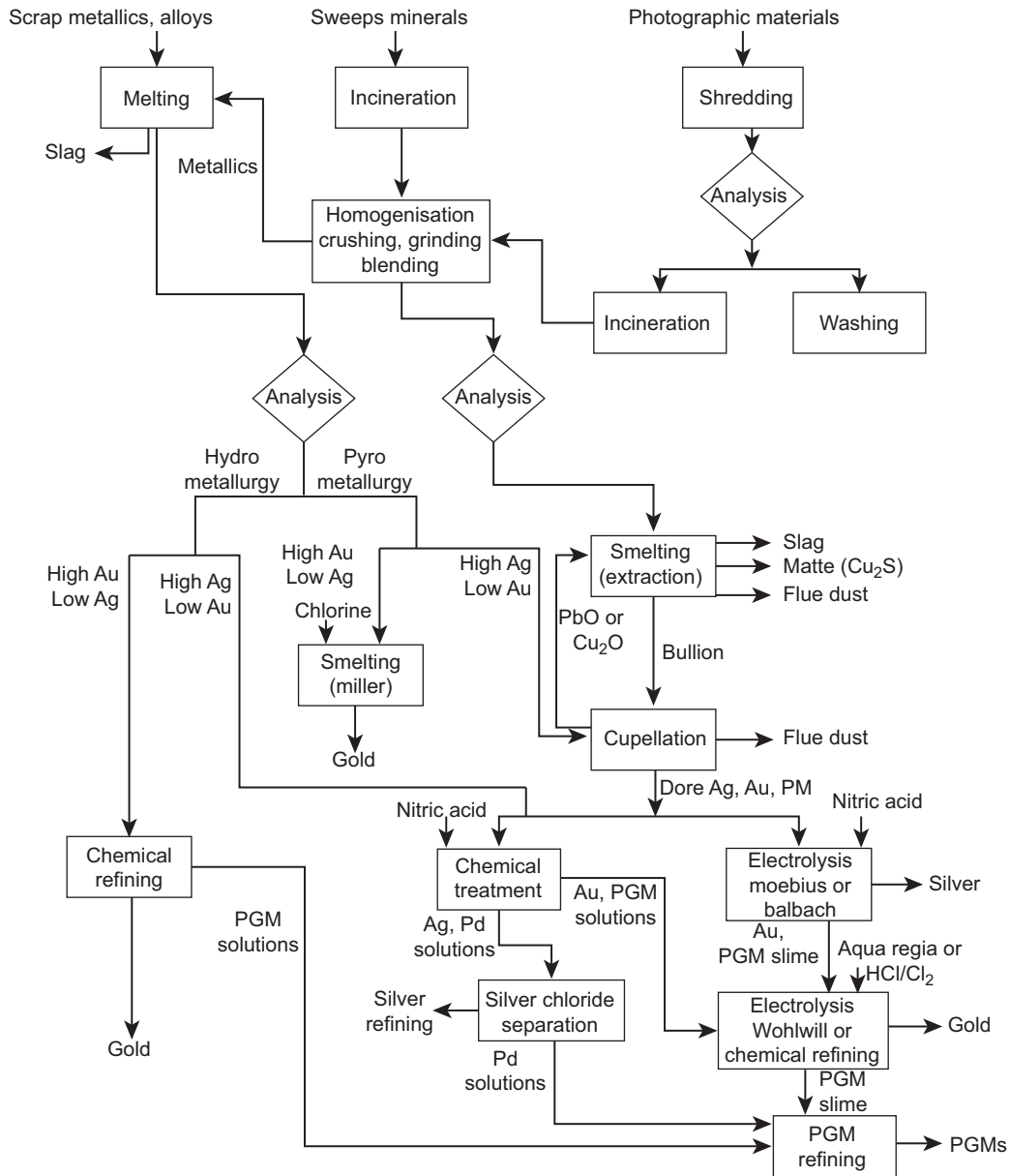


FIGURE 10.2 Example of a general flowsheet for PM recovery (European IPPC Bureau, 2013). PGM, platinum group metal.

Much of the processing is therefore designed to accurately sample and assay the material as well as recover it. Sampling is carried out after the material has been processed physically or

from side-streams during normal processing (European IPPC Bureau, 2013).

The individual process steps and technologies used in practice are designed for possible

recycling materials, product quality requirements and specific frame conditions in a given location. The main stages in the recovery of PMs can be summarized:

1. Pretreatment and preconcentration of the feedstock, sampling and assay.
2. Concentration, extraction and separation of PMs by pyro- and hydrometallurgical techniques (melting, volatilization, chemical dissolution, precipitation, liquid–liquid extraction, distillation of tetraoxides, ion exchange, electrolytic processes, etc.).
3. Refining (purification, pyrolysis, reduction, etc.) to PM-rich residues or pure metals.

Important recycling sources for Rh are used automotive catalysts and catalysts from the chemical industry. In the case of Ru, recycling of preconsumer scrap plays an important role. This results from the fabrication of Ru sputter targets, which are used in the electronic industry mainly for manufacturing of hard disk drives; usually only 10% of the Ru ends up on the substrate. The biggest portion of Ir-containing recycling materials originates from electrochemical applications (Kralik et al., 2011).

### 10.1.2 WEEE

Complex EOL scraps like waste of electrical and electronic equipment (WEEE) are commercially integrated in adapted conventional smelter–refinery processes. Mainly copper and lead cycles are used to collect PMs:

- Integrated “primary smelters” like Boliden, Rönnskär (Sweden) or Aurubis, Hamburg (Germany) are focusing on copper concentrates, but the upgrading of the flowsheet and the off-gas treatment enables them to recover PMs as byproducts.
- “Secondary smelters” like Umicore, Hoboken (Belgium) were focused on the recovery of PMs and special metals from scraps, using copper, lead or nickel as collector metals. In this case

the base metals (Cu, Pb, Ni) have, although high in tonnage, a more byproduct character.

At Umicore Precious Metals Refining, Hoboken (Belgium), printed wiring boards (PWBs) or PWB-containing fractions, ICs, processors, connectors and small electronic devices like mobile phones (after removal of the battery) containing typically approximately up to 350 ppm Au, 1500 ppm Ag and 200 ppm Pd together with 20% Cu, 2% Pb, 1% Ni, 10% Fe, 5% Al, 3% Sn and 25% organic compounds are directly treated in integrated copper and PM smelter–refinery operations after mixing with other PM-containing materials (catalysts, byproducts from the nonferrous industries, primary ores) (Hagelüken, 2006, 2009). The organic compounds of the feed material are used as reducing agents and converted to energy; copper acts as a PM collector. The main processing steps of the precious metals operations (PMO) are IsaSmelt furnace, leaching and electrowinning and PMs refinery” (Figure 10.3, see also Figure 10.4).

Feed materials are smelted in a Cu-ISA reactor (ISASMELT™ technology) at about 1200 °C to separate the PMs in a Cu bullion from mostly all other metals concentrated in a Pb-rich copper slag, which is further treated at the base metals operations (BMO). After leaching out the copper in the leaching and electrowinning plant, the PMs are collected in a residue. This PM residue is further refined with a combination of classical methods (cupellation) and unique in-house processes (Ag refinery) developed to recover all possible variations of the separated PMs.

The main processing steps of the BMO are blast furnace, lead refinery and special metals refinery. The Pb-rich copper slag of the Cu-ISA reactor is smelted in a Pb blast furnace together with further Pb-containing raw materials to impure Pb bullion, Ni speiss, Cu matte and depleted Pb slag. PMs collected in the impure Pb bullion and the Ni speiss are separated in form of further PM/Ag residues via

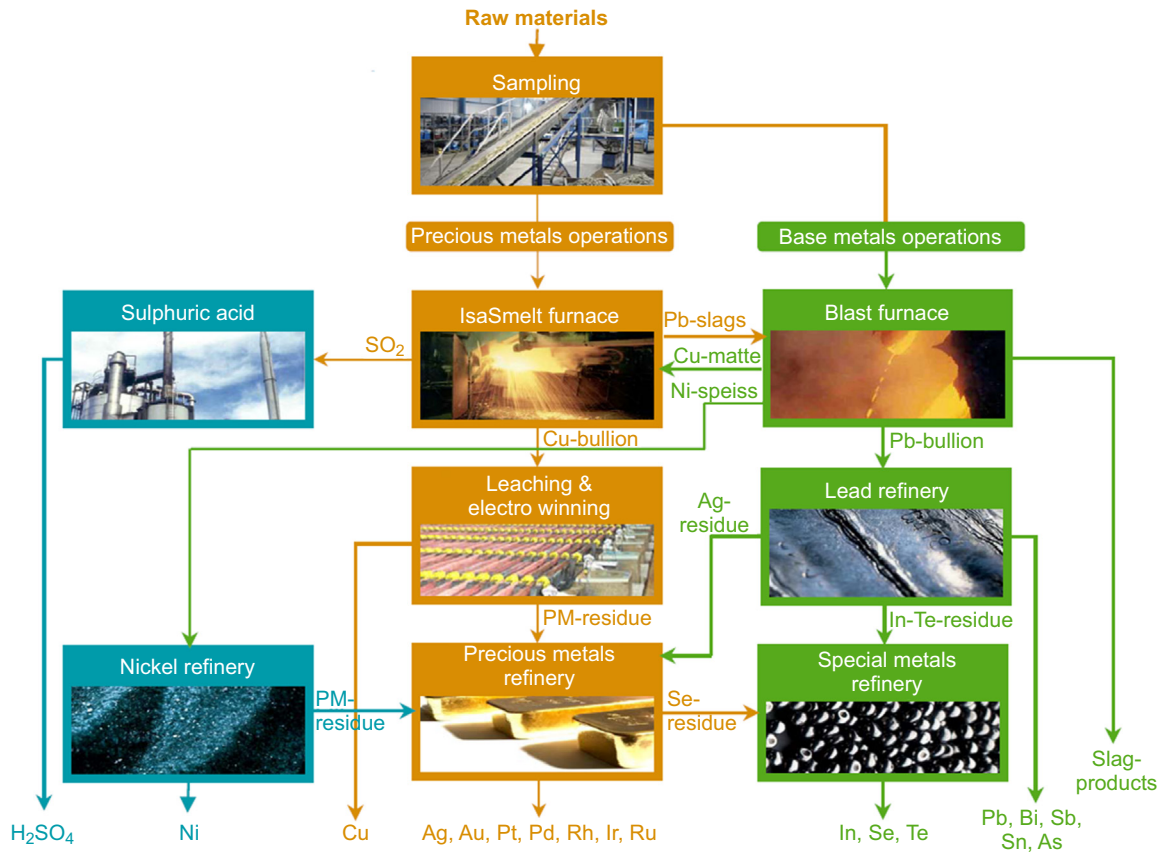


FIGURE 10.3 Mass flow of Umicore's PM-integrated smelter-refinery facility (Hagelüken, 2009).

the Harris process (lead refinery of impure Pb bullion) or via selective leaching (Ni refinery of Ni speiss) to enter the described precious metals refinery.

### 10.1.3 Catalysts

Specific processes have been developed for recycling of different catalysts (European IPPC Bureau, 2013; Bartz and Wippler, 2005; Hagelüken, 1996; Rumpold and Antrekowitsch, 2012):

- Carbon-based catalysts: These (bearings: C; depletions: 0.5–5% Pd, Pt, Rh, Ru, Pd/Pt) are

processed using incineration prior to the dissolution stage.

- Powder-based catalysts: These (bearings:  $\text{CaCO}_3$ ,  $\text{SiO}_2$ ,  $\text{TiO}_2$ ,  $\text{ZrO}_2$ ; depletions: 0.1–5% Pd, Pd/Au, Pt, Ir, Ru) and sludges are treated in batches, often in box section furnaces. Direct flame heating is applied to dry and then ignite the catalyst, which is allowed to burn naturally. The air ingress to the furnace is controlled to modify the combustion conditions and an afterburner is used.
- Reforming or hydrogenation catalysts: These (bearings:  $\text{Al}_2\text{O}_3$ , zeolite  $\text{M}_{x/n}^{n+} \cdot [(\text{AlO}_2)_x]^- \cdot (\text{SiO}_2)_y \cdot z\text{H}_2\text{O}$  with M: alkaline (earth) metal) are used in the petrochemical industry and for



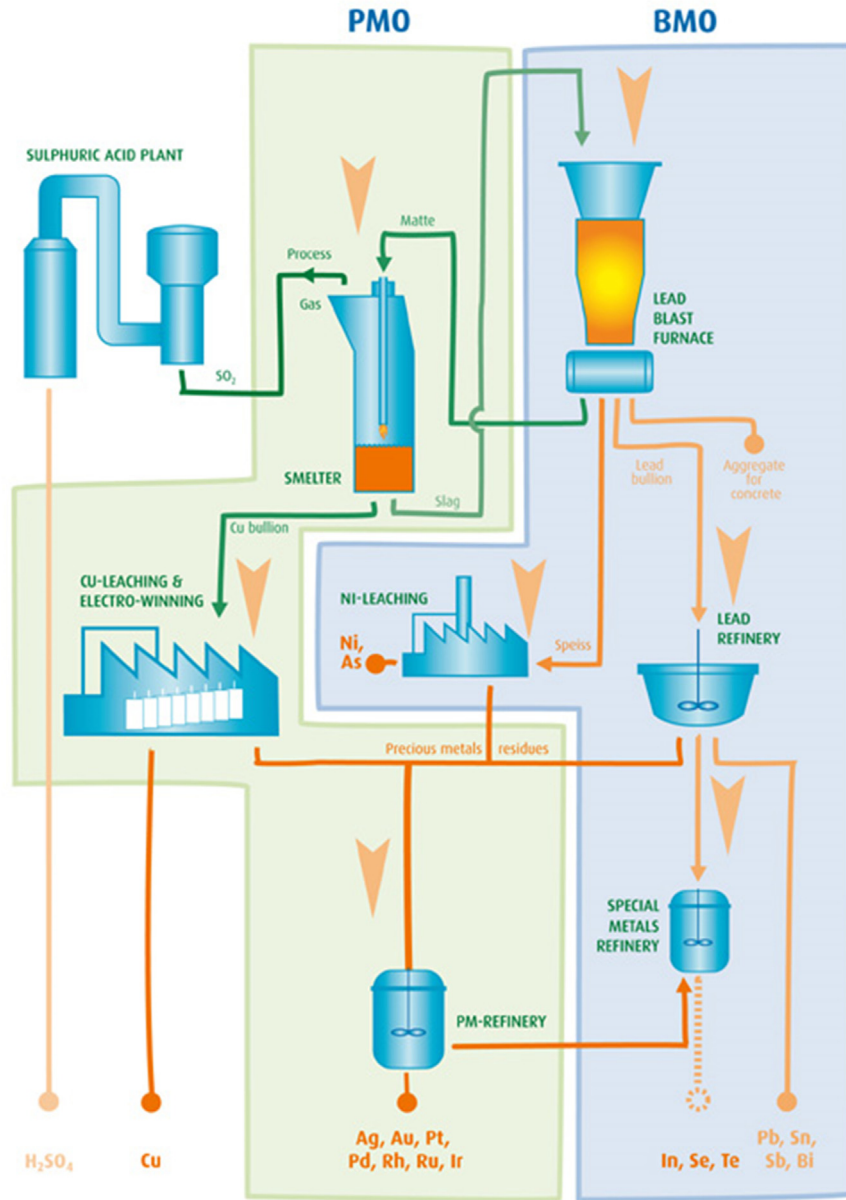


FIGURE 10.4 Flowsheet of Umicore's precious metals recycling loop (PMO: precious metals operation, BMO: base metals operation) (Umicore, 2013a).

hydrocracking; depletions: 0.3–2% Pt, Pt/Re, Pt/Ir, Pd); they can be treated by dissolution of the ceramic base in sodium hydroxide or sulfuric acid. Prior to leaching, the excess carbon and hydrocarbons are burnt off.

- Automotive catalysts: These (bearings:  $\text{Al}_2\text{O}_3$ , cordierite ( $2\text{MgO} \cdot 2\text{Al}_2\text{O}_3 \cdot 5\text{SiO}_2$ ); depletions: 0.03–0.3% Pd/Pt(/Rh), Pt, Pt(/Pd)/Rh, Pd/Rh, Pd; content per catalyst: 1.8 g Pt + 0.4 g Rh) can be integrated in Cu, Fe or Ni melts in plasma, electric or converter furnaces, where PGMs can be collected separately. Small operators use open trays to burn off catalysts by self-ignition or roasting; these processes can be dangerous, and fume collection and afterburning can be used to treat the fume and gases. Actually, new hydrometallurgical recycling proposals (hydrochloric acid in combination with hydrogen peroxide as leaching agent) are made to lower energy consumptions and process time as well as to recover rare earth metals (REMs), especially cerium (Ce) simultaneously with PMs (Rumpold and Antrekowitsch, 2012).
- Organic-based homogenous spent catalysts: These catalysts from, e.g. chemical or pharmaceutical industries, can be treated by distillation and precipitation. The gaseous emissions are treated in an afterburner.

## 10.2 RARE EARTH METALS

REMs are a moderately abundant group of 17 elements comprising the 15 lanthanides (also referred to as lanthanoids), which comprise elements with atomic numbers 57–71; scandium; and yttrium. REMs can be classified as either light rare earth elements (LREE: 57 (lanthanum) through 64 (gadolinium)) or heavy rare earth elements (HREE: 65 (terbium) through 71 (lutetium)). Yttrium (atomic number 39) is included as an HREE even though it is not part of the lanthanide contraction series. Scandium (atomic number 21),

a transition metal, is the lightest REM, but it is not classified as one of the group of LREE nor one of the HREE (Gambogi and Cordier, 2012).

Just as there are many different elements among the REMs, there are many different uses as well; the most important ones are as follows (European Commission-Enterprise and Industry, 2010):

*Catalysts:* Lanthanum (La) is used in catalytic cracking in oil refineries, and Ce is necessary in catalytic converters for cars.

*Magnets:* Neodymium (Nd)–iron–boron magnets are the strongest known permanent magnets, which are used in the context of electromobility and for wind power generators. Other REMs used in comparable applications are dysprosium (Dy), samarium (Sm), terbium (Tb) and praseodymium (Pr).

*Polishing and glass:* Ce oxide is a widely used polishing agent.

*Battery alloys:* Nickel metal hydride batteries containing La are the first choice for portable tools and are extensively used in hybrid vehicles.

*Metallurgy:* Ce, La and Nd are used to improve mechanic characteristics of alloyed steel, for desulfurization and to bind trace elements in stainless steel. Smaller shares are also used for magnesium and for aluminum alloys.

*Other applications:* These applications include the processing of phosphors and pigments and the manufacturing of capacitors and ceramics. A number of merging technologies rely on the properties of REMs, for example: The anodes of solid state fuel cells use either scandium (Sc) or yttrium (Y), which is also necessary for high-temperature superconductors and is used in lasers.

Regardless of the (quite dissipative) end use, REMs are not recycled in large quantities, but could be if recycling became mandated or very high prices of REMs made recycling feasible (Goonan, 2011).



### 10.2.1 Lanthanides

*Lanthanides (La, Ce, Pr, Nd, Pm, Sm, Eu, Gd, Tb, Dy, Ho, Er, Tm, Yb, Lu)*: Lanthanide statistics are usually reported as rare earth elements (REEs) or rare earth oxides (REOs) equivalents; the REE-to-REO ratio for each of the lanthanides is about 1:0.85. The distribution of REO consumption by type is not homogeneous among market sectors (Goonan, 2011): lanthanides are used in mature markets (catalysts, glassmaking, lighting and metallurgy), which account for 59% of the total worldwide consumption, and in newer, high-growth markets (battery alloys, ceramics and permanent magnets), which account for 41% of the total worldwide consumption. In mature market segments, La and Ce constitute about 80% of REMs used, and in new market segments, Dy, Nd, and Pr account for about 85% of lanthanides used. The estimated 2012 distribution of REOs by end use was as follows (U.S. Geological Survey, 2013): catalysts, 62%; metallurgical applications and (battery) alloys, 13%; glass polishing and ceramics, 9%; permanent magnets, 7%; phosphors, 3%; and other, 6%. The world consumption of lanthanides grew rapidly in the last 25 years; in 2012 world mine production was estimated to be 110,000 Mt (Goonan, 2011; U.S. Geological Survey, 2013).

The recycling of REEs could be considered a very uncommon issue until today and focused mostly on small quantities of preconsumer NdFeB-permanent magnet scrap (U.S. Geological Survey, 2013) as well as postconsumer NiMH battery and phosphors scrap (Umicore, 2013b; News release, 2012). Actual statistics report EOL recycling rates below 1% and an average recycled content (fraction of secondary metal in the total metal input to metal production) between 1% and 10% for La, Ce, Pr, Nd, Gd and Dy resp. below 1% for Sm, Eu, Tb, Ho, Er, Tm, Yb, Lu; for Pm no data are available (UNEP, 2011).

#### 10.2.1.1 Permanent Magnet Scrap

Preconsumer permanent magnet scrap (swarf and residue) is estimated to represent 20–30% of the manufactured starting alloy (Schüler et al., 2011; U.S. Geological Survey, 2013). Corresponding neodymium–iron–boron ( $\text{Nd}_2\text{Fe}_{14}\text{B}$ ) magnets mostly consist of approximately 65–70% Fe, 1% B, 30% mixture of Nd/Pr, <3% Dy and sometimes Tb.

In-plant recycling activities are reported from NEOMAX group (Hitachi Metals Ltd) including plants in Japan and other countries (Tanaka Oki et al., 2013) (see Figure 10.5):

Cutting sludge (metallic powder coated with oxides) is roasted to completely oxidize the

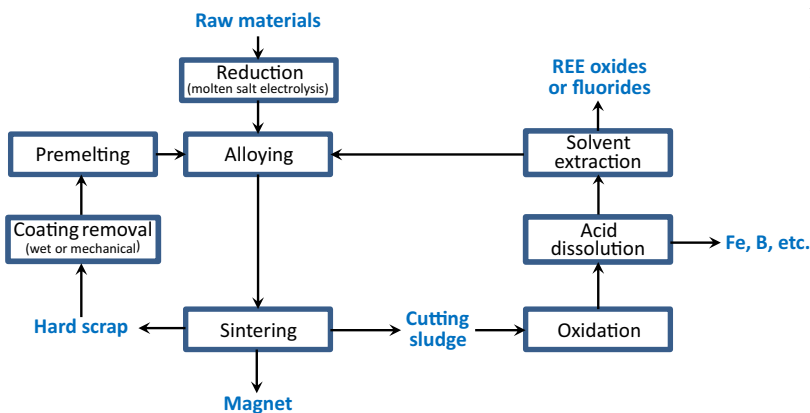


FIGURE 10.5 Simplified flowsheet for in-plant recycling of permanent magnet scraps ( $\text{Nd}_2\text{Fe}_{14}\text{B}$  hard scrap, cutting sludge) (Tanaka Oki et al., 2013 and completions).

whole powder. The roasted product is dissolved in acid followed by solvent extraction, precipitation and calcination to obtain Nd and Dy as oxides or fluorides. Both REEs are recovered from these oxides or fluorides by conventional molten-salt electrolysis or thermal reduction process. Solid scrap is generally recovered as alloy via high-frequency vacuum melting. Nickel- or aluminum-chromate plating on the magnet surface will cause problems in magnetic properties of the Nd–Fe–B sintered magnets produced from solid scrap and thus should be removed in advance by wet or mechanical processes. However, these processes are not economical at present and therefore are seldom applied.

Further possible recycling methods, which are under development, are summarized in Table 10.1. Despite these and numerous other recycling proposals, there are no current commercial recycling activities worldwide for post-consumer permanent magnets (Schüler et al., 2011; Tanaka Oki et al., 2013).

### 10.2.1.2 NiMH Battery Scrap

The recycling of REMs from NiMH battery scrap is in its infancy. Mostly these battery types, consisting of approximately 36–42% Ni, 22–25% Fe, 8–10% REMs and 3–4% Co, are recycled with assumption of REMs lost in slags. In 2011, Umicore (Hoboken, Belgium) and Rhodia (La Rochelle, France) jointly developed a unique pyro-/hydrometallurgical process for REMs recycling from rechargeable battery scrap (News release, 2011, see also VAL'EAS™-process for Li-battery scrap), which represents best available technology standard nowadays (International Resource Panel, 2013): Battery modules are fed directly into an ultra high-temperature smelter without any pretreatment (except for the dismantling of large battery cases). Battery production scrap and slag forming agents are added as well to create three output fractions (see Figure 10.6):

- Metal alloy—Co, Ni, Cu, Fe
- Slag fraction—Al, Li, Mn, REM
- Gas emissions—flue dust (only fraction landfilled)

TABLE 10.1 Selected Recycling Methods for Permanent Magnet Scrap ( $\text{Nd}_2\text{Fe}_{14}\text{B}$ )

Recycling Methods	Process Characteristics	Comments
Hydrogen decrepitation (HD)	HD, jet milling, aligning and pressing, vacuum sintering, magnet remanufacturing (addition of 1% new Nd) (Zakotnik et al., 2009)	Pilot plant for magnets from disk drivers (Zakotnik et al., 2009); contaminated scraps need further refinery steps (Saguchi et al., 2006)
Whole leaching	Acid leaching and generation of Fe-chloride, Nd-oxide and B-acid (no further details) (News release, 2013)	Pilot plant Loser Chemie GmbH, Germany (News release, 2013)
Selective roasting–leaching	Oxidizing roasting, acid leaching of Nd with $\text{H}_2\text{SO}_4$ or HCl, precipitation ( $\text{Nd}_2(\text{SO}_4)_3$ ) or solvent extraction of neodymium (Tanaka Oki et al., 2013) Chlorinating with $\text{NH}_4\text{Cl}$ ( $T = 350\text{ }^\circ\text{C}$ ), selective dissolving of $\text{NdCl}_3$ into water (Itoh et al., 2009)	Laboratory scales
Selective extraction in molten phases	Molten salt: $\text{MgCl}_2$ ( $T = 1000\text{ }^\circ\text{C}$ ) (Shirayama and Okabe, 2008) Molten metal: Mg (Xu et al., 2000; Okabe et al., 2003); Ag (Takeda et al., 2004) Slag (oxides): melting with LIF-(REM) $\text{F}_3$ -fluxes (Takeda et al., 2009)	Laboratory scales

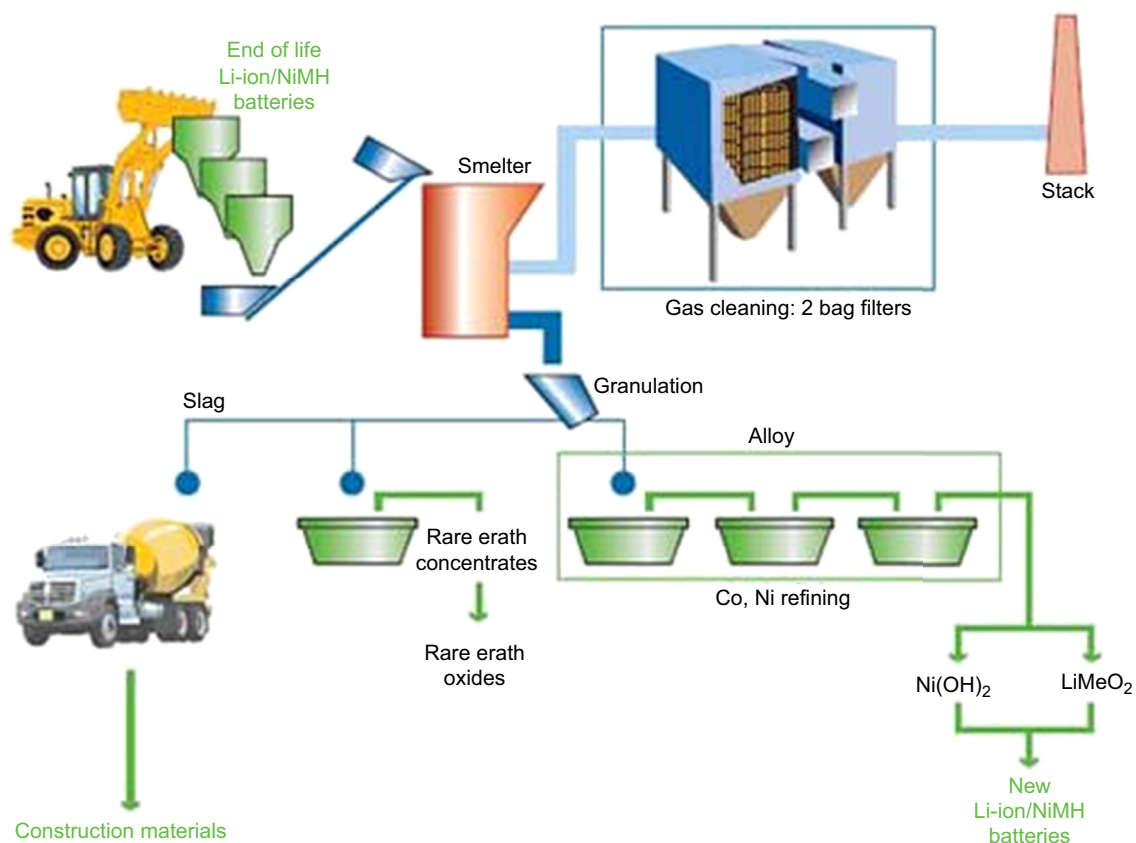


FIGURE 10.6 Flowsheet for Umicore/Rhodia's VAL/EAS™ battery scrap recycling process (Umicore, 2013b) (RE concentrates are hydrometallurgically processed by Rhodia).

The batteries themselves fuel the smelter as their combustible compounds heat the smelter to a high enough temperature that, in combination with a gas cleaning system, ensures no volatile organic compounds (VOCs) or dioxins are emitted. The alloy is further refined in an existing hydrometallurgical process to produce a variety of Co- and Ni-containing materials for use in new batteries and other applications. Recently a hydrometallurgical process was developed to extract a REM concentrate from the slag for further

refining rare earth oxides by Rhodia (France) to recover these critical elements. The rest of the slag is valorized by use in construction materials, including Li, whose recovery is currently uneconomical. The recovery of REOs is a business secret; Rhodia patented these process steps together with corresponding waste categories. In different solvent extraction units, rare earths are separated comparable to conventional REMs winning processes for geogenic resources. In summary, the battery recycling process described exceeds the 50% recycling

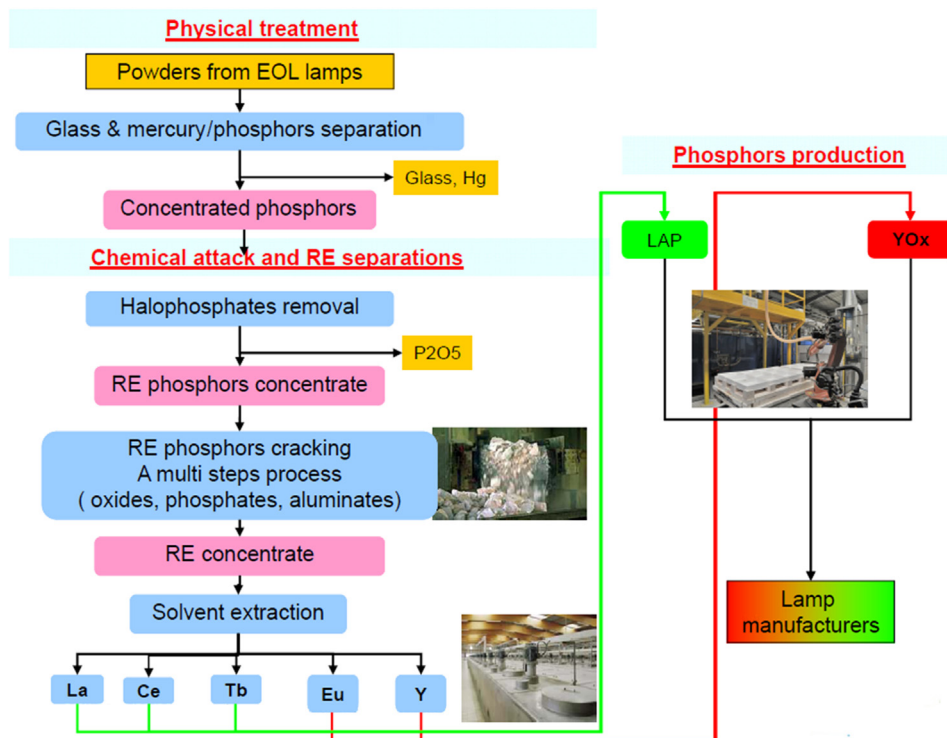


FIGURE 10.7 Flowsheet for Rhodia's planned phosphors recycling process (Rollat, 2012). EOL, end-of-life; LAP, (La, Ce, Tb) PO<sub>4</sub>; RE, rare earth metal.

efficiency standard imposed by the EU Batteries Directive.

### 10.2.1.3 Phosphors Scrap

Industrial recycling of REMs from phosphors scrap will start in 2013 by Rhodia (France) (News release, 2012) (see Figure 10.7): EOL energy saving and fluorescent lamps will be collected and pretreated by different recycling companies, which will separate the various components of glass, plastics and metal (with Hg). In two facilities of Rhodia (Saint-Fons and La Rochelle), which is part of the Solvay Group (Belgium) since 2011, separated phosphor powders will be processed to recover La, Ce, Tb, Y, Eu and Gd. No process details are known, but it is reported that the concentrated REMs should

be extracted and then recycled, preserving 100% of their original properties. Finally, the REMs will be successively separated and treated to be reused as luminescent materials in the manufacture of new bulbs.

### 10.2.2 Scandium

The principal use for scandium (Sc) is in aluminum alloys for aerospace components and sporting equipment (baseball and softball bats). Other uses for scandium include analytical standards, electronics, high-intensity metal halide lamps, lasers, metallurgical research and oil-well tracers. Demand for scandium increased slightly in 2012. Global scandium consumption was estimated to be less than 10 Mt. No scandium was mined in the

United States in 2012; foreign mine production data were not available. There are no recycling activities of scandium reported (Gambogi and Cordier, 2012; U.S. Geological Survey, 2013). Because of the absence of data, EOL recycling rates are estimated below 1% (UNEP, 2011).

### 10.2.3 Yttrium

Yttrium (Y) is consumed mainly in the form of high-purity oxide compounds for phosphors (Gambogi and Cordier, 2012). Smaller amounts are used in ceramics, electronic devices, lasers and metallurgical applications. Principal uses are in phosphors for color televisions and computer monitors, temperature sensors, trichromatic fluorescent lights and X-ray-intensifying screens. Ytria-stabilized zirconia is used in alumina–zirconia abrasives, bearings and seals, high-temperature refractories for continuous-casting nozzles, jet-engine coatings, oxygen sensors in automobile engines, simulant gemstones, and wear-resistant and corrosion-microwave radar to control high-frequency signals. Yttrium is an important component in YAl–garnet laser crystals used in dental and medical surgical procedures, digital communications, distance and temperature sensing, industrial cutting and welding, nonlinear optics, photochemistry and photoluminescence. Yttrium also is used in heating-element alloys, high-temperature superconductors and superalloys. The approximate distribution in 2012 by end use was as follows (U.S. Geological Survey, 2013): phosphors, 44%; metallurgical, 13%; and other, 43%.

The world consumption of yttrium, associated with most rare earth deposits, grew rapidly in the last 25 years; in 2012 world mine production was estimated to be 8900 Mt (U.S. Geological Survey, 2013). In the United States only small quantities, primarily from laser crystals and synthetic garnets, are recycled (U.S. Geological Survey, 2013). Actual statistics report no recycling activities (UNEP, 2011).

## 10.3 ELECTRONIC METALS

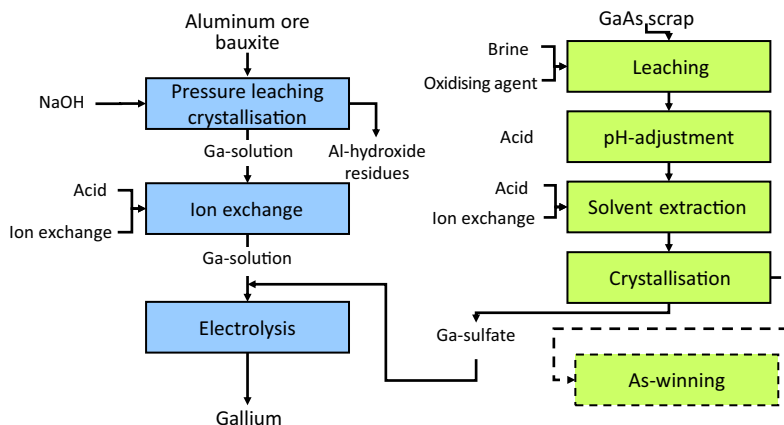
The group of electronic metals has not yet been officially defined. In the context of the present document, it will include the following metals: gallium (Ga), In and Te. All are used as key metals in numerous electronic devices and were classified as “critical raw materials for the EU” by the European Commission in 2010 (see European Commission-Enterprise and Industry, 2010).

### 10.3.1 Gallium

With a share of above 99%, most gallium globally consumed is used as a compound with arsenic (GaAs) for optoelectronic devices (laser diodes, LEDs, photodetectors, solar cells) and integrated circuits (defense applications, high-performance computers, telecommunications) or with nitrogen (GaN) for optoelectronic devices (laser diodes, LEDs). Integrated circuits account for 71% of domestic consumption, optoelectronics for the remaining 29%. Owing to the strong growth of LEDs, laser diodes, smartphones, photodetectors and solar cells, Ga consumption increased rapidly in the last 10 years; in 2012 world primary gallium production was estimated to be 273 Mt (European Commission-Enterprise and Industry, 2010; Jaskula, 2012b; U.S. Geological Survey, 2013).

Recycling activities for gallium in Canada, Germany, Japan, the United Kingdom and the United States are mainly focused on new scrap generated in the manufacture of GaAs-based devices. It was estimated that 50% of gallium consumed worldwide in 2010 came from recycled sources (Jaskula, 2012b); according to UNEP the EOL-recycling rate is very small (<1%) but the recycled content, the fraction of secondary metal in the total metal input to metal production, reaches values between 25% and 50% (UNEP, 2011). Procedural hydrometallurgical routes are usual for new scrap, e.g. via dissolution of crushed GaAs residues in sodium

**FIGURE 10.8** Simplified flowsheet of potential routes for gallium recovery.



hydroxide solution with hydrogen peroxide (Figure 10.8). According to the abstracts of a Taiwanese patent (TW 2003-92132798, November 20, 2003), the process conditions for the recycling are adjusted so that gallium is enriched as a complex gallium sulfate. It is conceivable that this intermediate product can be introduced into the conventional electrolysis for Ga recovery. The process details are, however, mostly a business secret.

### 10.3.2 Indium

Production of indium tin oxide (ITO) for flat-panel display devices (74%) and for architectural glass (10%) is the leading global end use of indium, followed by solders (10%) for temperature indicators in fire-control systems; minor alloys (3%) used for surface coatings of optical lenses, bonding agents between nonmetallic materials and for dental- resp. white gold alloys; other applications (3%) include, for example, intermetallic compounds that are used as semiconductors for laser diodes or indium in nuclear reactor control rods. World refinery production of

indium has increased more than 5-fold in the last 20 years, when world production amounted to 70–120 t/year compared to today's 670 t/year (European Commission-Enterprise and Industry, 2010; Elsner et al., 2010; Tolein, 2012).

Recycling possibilities for indium are limited. Indeed the EOL recycling rate is very small (<1%) but the recycled content, the fraction of secondary metal in the total metal input to metal production, reaches values between 25% and 50% (UNEP, 2011). A very large portion of global secondary indium was produced from pure (production) scrap as sputter targets from ITO thin film deposition, which occurs obviously in oxidized form and represents a loss share of more than 70% of deposition material input. Appropriate recycling activities are concentrated on countries like China, Japan and the Republic of Korea, where ITO production and sputtering takes place. They consist of multistage (thermo-)physical/hydrometallurgical processes, with e.g. crushing, leaching, precipitation, cementation, filtration, solvent extraction and/or electrolytic refining units. Indium can also be recovered



from copper indium gallium diselenide solar cells (CIGS) to be used in the manufacture of new CIGS solar cells or may be reclaimed directly from old liquid crystal display (LCD) panels. The panels are crushed to millimeter-sized particles and then soaked in an acid solution to dissolve the ITO from which the indium is recovered. Indium recovery from tailings was thought to have been insignificant, as these wastes contain small percentages of the metal and can be difficult to process. However, improvements to the process technology have made indium recovery from tailings feasible when the price of indium is high (Alfantazi and Moskalyk, 2003; Kang et al., 2011; Barakat, 1998; Bihlmaier and Völker, 2011; Tolein, 2012; Merkel and Friedrich, 2010).

At Umicore Precious Metals Refining, Hoboken, Belgium, indium is recovered from electronic scrap (crushed flat-panel displays, solders, etc.) and residues from historical zinc refinery residues among other numerous rare metals (Figure 10.4).

Indium compounds that are charged to the (ISA-)smelter will account to the lead-bearing slag that is subsequently reduced in the lead blast furnace to indium-containing lead bullion. During lead refining it is oxidized selectively into the lead refinery slag via the Harris process, in which a  $\text{Na}_2\text{NO}_3$ – $\text{NaOH}$  melt is penetrated by the impurity-containing lead. The product is a salt slag with the oxidized metals. No information is available which special metals refinery process is used to recover indium metal at Umicore, but most likely it is reduced from a leach liquor of the lead refinery slag via cementation, solvent extraction or electrolysis.

### 10.3.3 Tellurium

Tellurium is increasingly used in cadmium–tellurium-based solar cells (40%). In thermoelectrics (30%), e.g. semiconducting, bismuth

telluride is used in cooling devices. In metallurgy (15%), tellurium serve as a free-machining additive in steel, is used to improve machinability while not reducing conductivity in copper, to improve resistance to vibration and fatigue in lead, to help control the depth of chill in cast iron and in malleable iron as a carbide stabilizer. In rubber formulation (5%), tellurium is used as a vulcanizing agent and as an accelerator. Other applications (10%) include the use in catalysts for synthetic fiber production, in blasting caps and as a pigment to produce blue and brown colors in ceramics and glass. World refinery consumption of tellurium was estimated to be about 500–550 t/year in 2011 (European Commission-Enterprise and Industry, 2010; George, 2012).

Tellurium recycling is still embryonic but growing steadily (<10% of supply); recovery of industrial scrap from the photovoltaic (PV) industry provides a growing stream of secondary tellurium expected to represent about 7% of total tellurium in 2010, decreasing though over time as deposition processes for photovoltaics become more efficient and its growth is leveling off (European Commission-Enterprise and Industry, 2010). A plant in the United States recycled tellurium from cadmium–tellurium-based solar cells; however, most of this was new scrap because cadmium–tellurium-based solar cells were relatively new and had not reached the end of their useful life (U.S. Geological Survey, 2013). Different promising recycling methods for (new) PV scrap, with tellurium contents below 1%, are under development (Table 10.2).

For traditional uses, there is little or no old scrap from which to extract secondary tellurium, because these uses of tellurium were nearly all dissipative. A very small amount of tellurium was recovered from scrapped selenium–tellurium photoreceptors employed in older plain paper copiers in Europe. The global EOL recycling rate of tellurium was estimated to be very small (<1%, (UNEP, 2011)). For tellurium recycling from electronic scrap, e.g. a combined pyro/hydro-metallurgical process alternative

TABLE 10.2 Selected Recycling Methods for Photovoltaic Scrap (Cd/Te-Based Solar Cells)

Recycling Method	Process Steps	Document
<i>Hydrometallurgical:</i> sulfuric acid with hydrogen peroxide	Crushing, leaching, ion exchange separation, precipitation (Te), electrolysis (Cd)	US patent: US 2006/0275191 A1 (December 7, 2006)
<i>Hydrometallurgical:</i> acidic/alkaline	Crushing, oxidative acidic leaching with sulfuric acid and hydrogen peroxide, neutralization and filtration, alkaline residue leaching with electrolysis (Te)	US patents: US 6129779 (October 10, 2000) US 6391165 B1 (May 21, 2002)
<i>Hydrometallurgical:</i> nitric acid	Crushing, leaching, electrolysis (Te), “decomposing” of Cd to CdO	US patent: US 5897685 (April 27, 1999)
<i>Pyrometallurgical:</i> solid–gas reactions	Crushing, pyrolysis, hot chlorination and condensation (Cd, Te)	EU patent: EP 1 187 224 A1 (March 13, 2002)

via copper-lead route is working commercially (cf. Umicore’s flowsheet in Figure 10.4).

## 10.4 REFRACTORY METALS (FERRO-ALLOYS METALS, SPECIALTY METALS)

Refractory metals (RMs) are high melting point metals that are characterized by other special physical and chemical properties, such as high density, inertness, corrosion and acid resistance. They are produced both as metal ingot (buttons) using electron beam furnaces and as metal powder that serves as raw material for powder metallurgical treatments like pressing and sintering. The definition of which elements belong to this group differs. As defined at the EU level (European IPPC Bureau, 2013), this group comprises 11 metals, the elements of the fourth to the seventh transition group of the periodic table. Due to their main applications (see U.S. Geological Survey, 2013; European IPPC Bureau, 2013; European

Commission-Enterprise and Industry, 2010) they can be subdivided as:

- *Ferrous alloy metals (RMs for steel production):* chromium (Cr), manganese (Mn), molybdenum (Mo), niobium (Nb), vanadium (V), and
- *Specialty metals (RMs for special applications):* hafnium (Hf), tantalum (Ta), titanium (Ti), rhenium (Re), tungsten (W), and zirconium (Zr).

*Ferrous-alloys:* Ferro-alloys are mainly used as master alloys in the iron, foundry and steel industry, because it is the most economical way to introduce an alloying element into the steel melt. Besides this, special ferroalloys are also needed for the production of aluminum alloys and as a starting material in specific chemical reactions. As an additive in steel production, ferroalloys improve steel’s properties, especially tensile strength, wear and corrosion resistance. In 2012, more than 90% of the produced Cr, Mn, Mo and V (mine productions: 24 Mt Cr, 16 Mt Mn, 250,000 t Mo, 73,000 t V) as well as about 80% of the produced Nb

(mine production: 69,000 t) were used in this sector.

*Superalloys and special alloys:* In 2012 approximately 70% of Re (mine production: 52 t) was used as an important component in high-temperature superalloys for blades in turbine engines, in thermocouples and for electrical contacts that stand up well to electric arcs.

Hard metals and metal carbide powder that can further be treated by powder metallurgical methods to produce hard metal tools are, with a proportion of 50%, the main application fields for W (in 2012 mine production: 73,000 t).

*Catalysts:* Up to 25% of Re is used in petroleum-reforming Pt/Re catalysts for producing lead-free gasoline.

*Aerospace applications:* In 2012 an estimated 72% of Ti (in 2012 sponge production: 190,000 t) was used for high-performance aircraft engines and airframes.

*Pigments:* With 60% of the main use for Ti in dioxide form in white pigments that are nontoxic, it therefore is useful in many applications like cosmetics, food industry and paint (in 2012 sponge production: 190,000 t).

*Capacitors:* About 60% of total Ta consumption (in 2010 mine production: 765 t/year) is used in the form of metal powder for electrolytic capacitors, which are basic components of modern IT and telecommunication devices (mobiles, notebooks, digital cameras).

*Ceramic and refractories:* Ceramics and refractories are the main application fields for Zr (in 2012 mine production: 1420 t).

*Nuclear energy and chemical process industries:* Nuclear energy and chemical process industries are the leading consumers of Hf (in 2012 mine production: not available).

Because of the large number of available secondary raw materials, especially metal oxides from the production of stainless steel (dusts), the recovery of ferroalloys, mainly ferrochrome, has become an important part of the ferroalloy industry (European IPPC Bureau, 2013). But the recovery of RMs is also limited, especially for some

described specialty metals, as demonstrated by reported EOL recycling rates (UNEP, 2011):

---

#### Ferroalloy metals (RMs for steel production)

>50%	For chromium, manganese and niobium.
>25–50%	For molybdenum.
<1%	For vanadium.

#### Specialty metals (RMs for special applications)

>50%	For rhenium and titanium.
>10–25%	For tungsten.
<1%	For hafnium, tantalum and zirconium.

---

### 10.4.1 Spent Petroleum Catalysts (Molybdenum, Vanadium)

Spent petroleum catalysts are regarded as the most important catalysts for recycling of Mo and V owing to the large volume and value of metals they contain. These also named hydro-processing catalysts, account for about one-third of total worldwide catalyst consumption and are widely used in the petroleum refining industry for mild hydrogenation and removal of heteroatoms such as sulfur, nitrogen and oxygen, as well as metals like nickel and vanadium. Typically they contain: 2–10% Mo, 0–13% V, 0.5–4% Co, 0.5–10% Ni, 10% S, 10% C on a porous Al<sub>2</sub>O<sub>3</sub> support (<30% Al).

The recovery of molybdenum and of the vanadium content can involve the following process steps (European IPPC Bureau, 2013):

1. Thermal pretreatment with initial heating in air at 600 °C (roasting) to remove the residual sulfur, carbon and hydrocarbons and to oxidize the metals to soluble molybdate and vanadate resp. pretreatment with organic solvents for S, C, C<sub>x</sub>H<sub>x</sub> removal.
2. A (pressure) leaching step resulting in preferential solubilization of molybdate and vanadate, leaving the nickel cobalt alumina as a solid.

3. Separation of the molybdenum and vanadium.
4. Treatment of the Ni/Co alumina residue to recover the nickel and cobalt content.

The technical and economic effort depends on the type of catalyst (metal content, type of carrier, chemical compounds, impurities, etc.) and quality requirements for the recycled products. Table 10.3 gives an overview of established reclamation facilities in the world for spent hydroprocessing catalysts.

#### 10.4.2 Steelwork Slags (Vanadium)

Besides the fact that vanadium recycled from spent petroleum catalysts is significant (U.S. Geological Survey, 2013), small V contents

of recycled steel and ferroalloys are lost to slag during processing electric arc furnace (EAF) smelting and are not recovered. Because of high mass flow rates and the wide range of applications (V use in steel industry in 2011: 93% of domestic V consumption), steel recycling thus represents the world's largest source of V loss from the vanadium raw materials cycle. Mostly, the generated steelwork slags with 1% V content are used for road and dike construction. Experimental investigations with pyrometallurgical methods (reduction melting followed by aluminothermic slag reduction) were not successful: economic production of a V-rich ferroalloy from corresponding slags seems not possible (Antrekowitsch et al., 2009). Actually the IME (Process Metallurgy and Metal Recycling—Department and Chair

TABLE 10.3 Characteristics of Selected Recycling Processes for spent Hydroprocessing Catalysts (Marafi et al., 2010; Scheel, 2010)

Process (country of business)	Pretreatment	Leaching and Separation Steps	(Intermediate) Products
Gulf GCMC (USA, Canada)	Roasting with $\text{Na}_2\text{CO}_3$	Water leaching and precipitation, solvent extraction	$\text{MoO}_3$ , $\text{V}_2\text{O}_5$ , solids for ferroalloy production
CRI-Met (USA)	None	1. Pressure leaching with $\text{NaAlO}_2$ and air injection (catalysts) 2. Pressure leaching with $\text{NaOH}/$ $\text{Na}_2\text{CO}_3$ (residues from 1.) and precipitation	$\text{MoO}_3$ , $\text{V}_2\text{O}_5$ , Ni/Co concentrate, $\text{Al}(\text{OH})_3$
EURECAT (France)	Roasting (500 °C) with $\text{NaOH}$	Water leaching and ion exchange, solvent extraction, electrolysis	$\text{MoO}_3$ , $\text{VOSO}_4$ , $(\text{NH}_4)_2-/$ $\text{Na}_2\text{-MoO}_4$ , Ni-, Co-metal
Taiyo Koko (Japan)	Oxidizing roasting (850 °C) with $\text{Na}_2\text{CO}_3$	Wet grinding in a ball mill and precipitation, ion exchange	$\text{MoO}_3$ , $\text{V}_2\text{O}_5$ , solids for ferroalloy production
Full yield (Taiwan)	Catalysts mixing, degreasing	$\text{Na}_2\text{CO}_3$ leaching with $\text{H}_2\text{O}_2$ and precipitation, ion exchange	$\text{MoO}_3$ , $\text{V}_2\text{O}_5$ , $\text{SiO}_2$ and $\text{Al}_2\text{O}_3$ for building industry
AURAMET	Roasting, calcination (1100 °C)	$\text{H}_2\text{SO}_4$ leaching and solvent extraction	$\text{NH}_4\text{VO}_3$ , Co/Ni sulfate solution, $\text{Al}_2\text{O}_3$

Moxba-Metrex (The Netherlands), Quanzhuo Jing-Tai Industry (China), Metallurg Vanadium (USA, UK, Germany), H. C. Starck (Germany), Nippon Catalysts Cycle Co. (Japan).

of RWTH Aachen University, Germany) is developing a recycling proposal for the V extraction from steelwork slags. First results can be summarized as follows:

- Hydrometallurgical methods provide ecological/economic advantages compared to pyrometallurgical.
- V content of the slag is dissolved by direct alkaline pressure leaching under oxidizing conditions.
- V can be recovered as ammonium vanadate from the leach liquor by conventional neutralization and precipitation steps.

### 10.4.3 Tantalum Scrap

*Tantalum secondary raw materials* are mostly preconsumer scrap that was generated during the manufacture of Ta-containing electronic components as well as from cemented carbide and superalloy scrap. Figure 10.9 demonstrates the considerable amounts of those internal material circuits comparing to external flows (EOL scrap). The unoxidized tantalum scrap

(e.g. ingot scrap, sintered parts) can be remelted in an electron beam furnace or treated by dehydrogenation in a vacuum furnace to produce tantalum powder. The second type of scrap represents the oxidized tantalum and fine-grained unoxidized tantalum scrap. The last one has to be oxidized by roasting, before treating with nitric or hydrochloric acid. Both types of scrap result in a residue that contains oxidized tantalum (European IPPC Bureau, 2013).

The biggest handicap for increasing the very low EOL recycling rate for tantalum (<1%) lies in the main application field of Ta in the form of capacitors (>60%), which are in fact not recycled (Gille and Meier, 2012). In this context it has to be noted that Ta in WEEE reaches only trace amounts (<200 ppm) and is lost by slagging and dispersing during conventional WEEE recycling in pyrometallurgical copper process routes.

### 10.4.4 Titanium Scrap

Growing titanium production has also increased the availability of *titanium secondary*

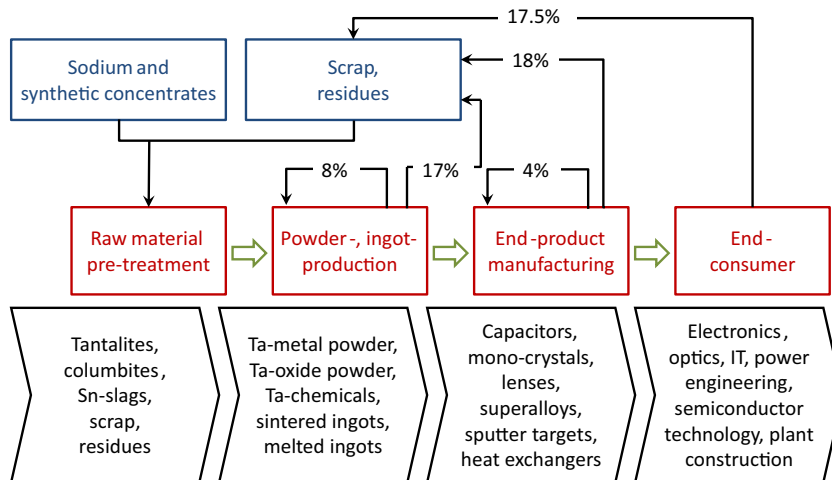


FIGURE 10.9 Internal and external material flow for tantalum recycling (see Gille and Meier, 2012).

*raw materials.* Especially within the main application field of Ti, the aerospace sector, there is a high level of scrap generation during the production of final-use parts (>80% of input material). In general, the recirculation of titanium alloys focuses selected and classified scrap, whereas the contaminated and inhomogeneous scrap is mostly downgraded to the ferro-titanium production line; untreated titanium scrap can also be used directly as an additive to steel, nickel, copper, aluminum or other metals.

Clean and sorted scrap is usually introduced into the remelting step of the primary route to produce titanium ingots: while loose scrap can be used for cold hearth melting without further preparation, vacuum arc remelting in specially designed furnaces mix the scrap with titanium sponge and compress it to electrodes. Batches of titanium (mostly preconsumer) scrap and titanium sponge are mixed and pressed to form blocks. The blocks are welded together to produce a consumable electrode. The electrode is then installed in the furnace chamber in a manner where a cooled copper crucible that collects the molten titanium encloses the bottom end of the electrode. An arc is struck between the lower end of the electrode and the bottom of the crucible and the electrode is moved downward as it is consumed (European IPPC Bureau, 2013). Nonetheless, those conventional recycling routes exhibit a very limited refining potential with regard to oxygen contamination.

At IME (Process Metallurgy and Metal Recycling—Department and Chair of RWTH Aachen University, Germany), intensive research was carried out to develop and assess a closed loop recycling process for titanium-aluminide scrap ( $\gamma$ -TiAl), which is currently downgraded as a deoxidation agent in steel production. Those alloys receive special attention of the technical community owing to their applications in automotive turbochargers and the low-pressure turbines of the most recent

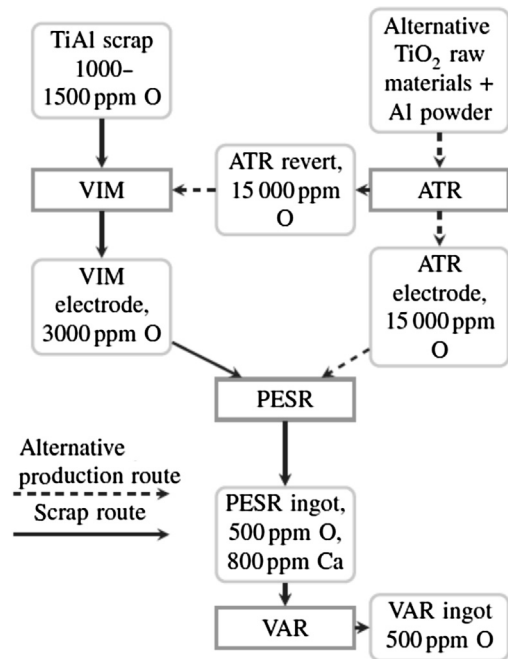


FIGURE 10.10 Integrated concept for alternative production and recycling of  $\gamma$ -TiAl developed at IME, Aachen (Reitz et al., 2011). ATR, aluminothermic reduction; VIM, vacuum induction melting; PESR, pressure electroslag remelting; VAR, vacuum arc remelting.

aero engines. The IME Recycling Process fits their sensitive metallurgical requirements and reduces material processing cost significantly. It comprises vacuum induction melting (VIM) or aluminothermic reduction (ATR) followed by pressure electroslag remelting (PESR) and/or vacuum arc remelting (VAR) (Figure 10.10).

The application of PESR using “active slags” leads to a refinement and in particular to a reduction in oxygen content, which impacts greatly on the mechanical properties.  $\gamma$ -TiAl-scrap remelted by VIM with an oxygen contamination of 3000 ppm could be successfully treated to levels below 500 ppm. In contrast,  $\gamma$ -TiAl obtained through an alternative raw-material route via ATR, and therefore



**TABLE 10.4** Ranges of Metal Contents in Different Li Ion Battery Scrap

Li-Ion System (wt%)	Li	Ni	Co	Mn	Cu	Al	Fe	C
Battery cells	~1	7–21 <sup>1</sup>			~16	~40	<0.5	~14
Electric vehicle (EV) batteries	<0.5	0–4	0–4	0–4	~11	~25	~21	~9

<sup>1</sup> Sum of Ni, Co and Mn.

contaminated with up to 16,000 ppm oxygen, presents kinetic and technological challenges to the process and could only be treated down to 4000 ppm oxygen. In a techno-economical analysis, the interesting economical potential of the recycling route VIM–PESR–VAR, a triple-melt process that ideally combines

flexible scrap melting, chemical deoxidation and final refining, could be highlighted in comparison to alternative processes (Reitz, 2013). This process is currently being transferred to the major Ti alloy TiAl<sub>6</sub>V<sub>4</sub>.

## 10.5 OTHER METALS

### 10.5.1 Lithium

Lithium is used in battery production (22–33%), in the glass/ceramic industry (26–30%), in the production of lubricating greases (11–14%), for air treatment (4–5%), as an additive in continuous-casting processes (4%), in molten-salt electrolysis for primary aluminum production (2–4%) and other

**TABLE 10.5** Characteristics of Selected Recycling Processes for Li Ion Battery Scrap (Luidold and Antrekowitsch, 2010; Georgi-Maschler, 2011; Friedrich et al., 2012; Elwert et al., 2012; Jaskula, 2012a and Additions)

Company (Place of Business)	Principal Capacity	Characteristics	Comments
TOXCO, Inc. (British Columbia, Canada; Lancaster, Ohio, USA)	Hydro <4000 t/year	Cryogenic process: low-temperature dismantling	+ Recovery of all compounds + High flexibility (all battery types) – Complexity of process
Umicore, S.A. (Hoboken, Belgium; Hofors, Sweden) VAL'EAS™	Combined <500 t/year announced >5000 t/year	Direct smelting (shaft furnace) with subsequent hydrometallurgy (Li recovery from slag in development)	+ Economic process + Also for NiMH batteries – No recovery of Li, Al, electrolyte, graphite, plastic (Only rec. values for Li/Co-oxide)
ACCUREC recycling GmbH (Mühlheim, Germany) ACCUREC-IME	Pyro <300 t/year (mech. pretreatment)	Vacuum pyrolysis (full process with EAF smelting in development)	+ Recovery of Li <sub>2</sub> O concentrate + Early separation of valuable components + Co, Ni, Mn as metal alloy + High flexibility – only pilot scale
Xstrata, Ni Corp. (Falconbridge, Ontario, Canada)	Combined (integrated) >5000 t/year	Conditioning (rotary kiln) and introducing into a Co-/Ni winning process (EAF) with subsequent hydrometallurgy	+ Economic process integration + Ni, Co in metallic form – Low recycling efficiency – No recovery of Li, Al, electrolyte, graphite, plastics

Inmetco Inc. (Ellwood City, USA): commercial plant.

Dowa Eco-System Co. Ltd (Japan): >1000 t/year commercial plant.

JX Nippon Mining & Metals Co. (Tsuruga, Japan): commercial plant.

BATREC Ind. AG (Wimmis, Switzerland): <300 t/year only pilot plant for pretreatment.

RECUPYL S.A. (Grenoble, France): <300 t/year only pilot plant for pretreatment.

applications (9–13%). Other applications are, for example, the use of Al–Li alloys in airplane construction or the medical application of lithium to treat depression. Lithium end-use markets have all increased (5.6% per year between 2000 and 2011), and world consumption was estimated to be approximately 26,000 Mt in 2011 (Jaskula, 2012a).

The widespread and constantly increasing use of Li ion batteries in the last two decades leads to an increased battery scrap generation, which is the only one of interest for lithium recycling up to now. Li ion batteries contain high amounts of valuable metals, but since all battery producers sell their own specific types it is difficult to specify exact metal

contents in battery scrap mixtures (Table 10.4). Cobalt especially has a strong influence on the economic efficiency of a suitable recycling process for (small and mid-size) battery cells as well as (large-size) electric vehicle battery systems.

Various battery recycling projects under development can basically be divided into pyrometallurgical, hydrometallurgical and hybrid (combined) processes. Besides utilization of specialized battery recycling processes, the addition of spent batteries to existing large-scale processes, which are not dedicated to battery recycling (e.g. extractive cobalt or nickel metallurgy), is common practice and very often an economical advantage (Table 10.5).

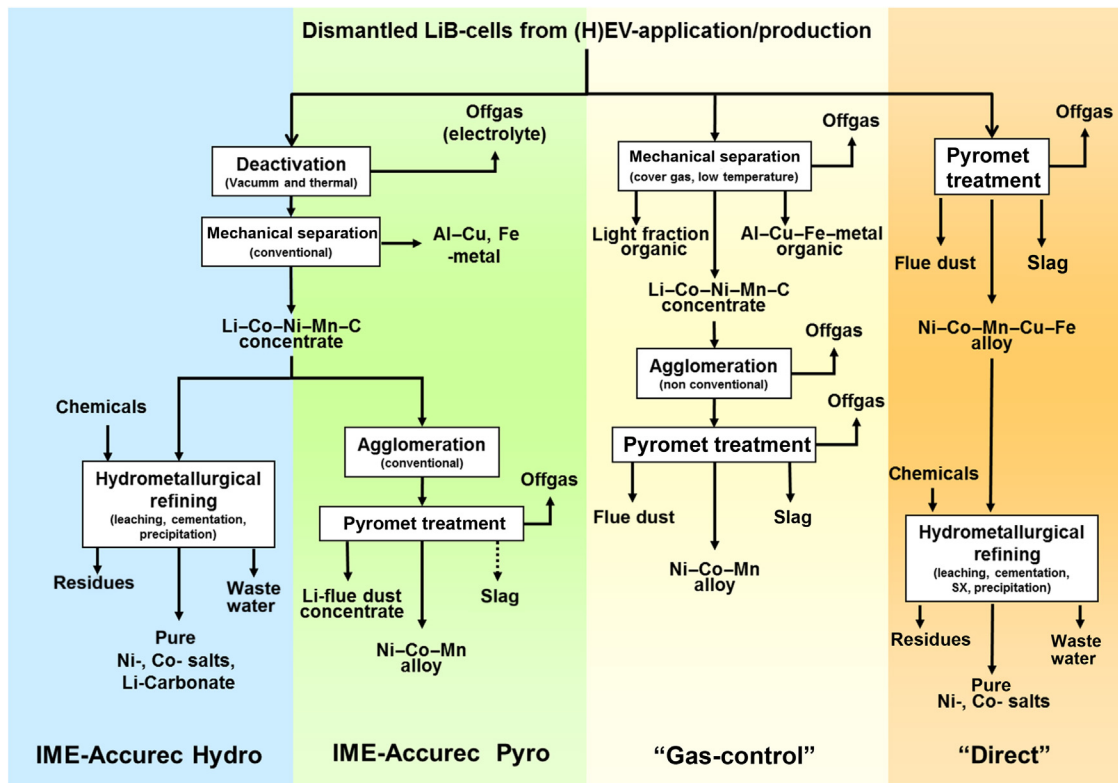


FIGURE 10.11 Potential recycling routes for electric vehicle battery scrap (Friedrich et al., 2011). (H)EV, (hybrid) electric vehicle.

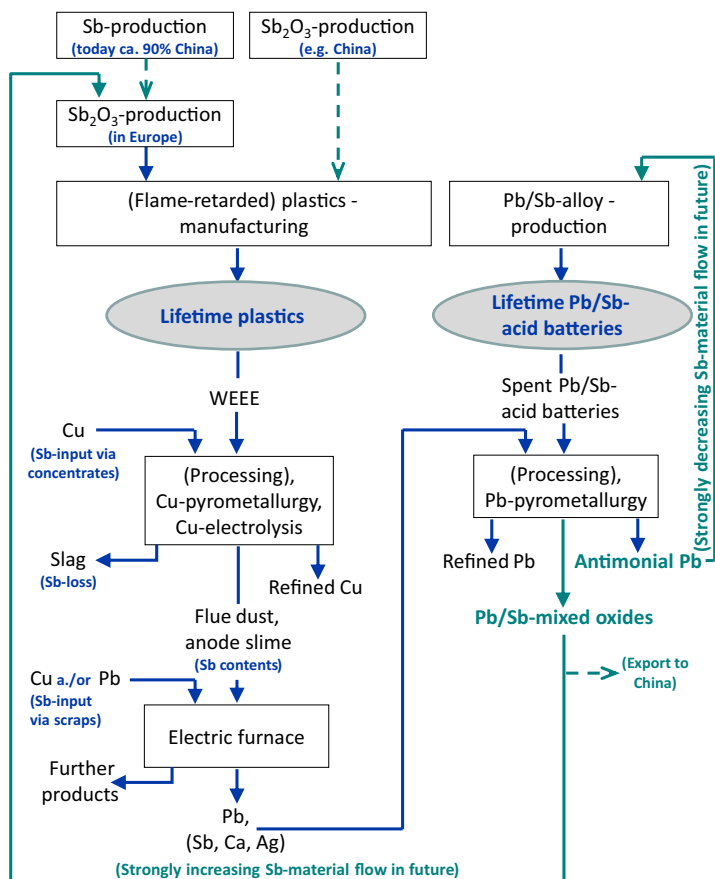


FIGURE 10.12 Antimony circulation in Europe (today and in future). WEEE, waste of electrical and electronic equipment.

Simplified flow charts of the potential recycling routes for (hybrid) electric vehicle battery scrap ((H)EV) are illustrated in Figure 10.11. Until now, only the “direct” route is realized on an industrial scale. In summary, Li ion battery recycling is in its infancy, and only a little EOL recycling in any form is occurring today (EOL recycling rate: <1% (UNEP, 2011)). Increased Li prices could change the current recycling schemes to focus more on the Li content.

### 10.5.2 Antimony

Most antimony is used in form of trioxide (Sb<sub>2</sub>O<sub>3</sub>), mainly to enhance the flame-retardant

properties of plastics, rubber, textiles and other combustibles (72–75%) as well as a decolorizing and refining agent in the manufacture of glass and ceramics (9%), and furthermore as alloying element for grid metal in lead–acid battery production (19%) (European Commission-Enterprise and Industry, 2010; Angerer et al., 2009). Other applications for lead–antimony alloys are, for example, ammunition, antifriction bearings, cable sheaths, corrosion-resistant pumps and pipes, roof sheet solder and tank lining (Carlin, 2012). In the United States, the three main categories of consumption (metal products, nonmetal products, flame retardants) increased by 15% between 2010 and 2011; the use in flame

retardants is expected to remain the principal global use for antimony, while the battery sector loses importance due to new battery technologies (Carlin, 2012; European Commission-Enterprise and Industry, 2010). World mine production was estimated to be approximately 178,000 Mt of antimony in 2011 (Carlin, 2012).

Traditionally antimony is recycled from lead–acid battery scrap, alloy scrap or WEEE and is recovered as antimonial lead to be again consumed by the battery industry with EOL recycling rates between 10 and 25% (European Commission-Enterprise and Industry, 2010; UNEP, 2011): In a first smelting/reduction step the scrap is charged into blast, reverberatory or rotary furnaces where antimony is dissolved in an impure lead bullion or a lead alloy. During subsequent refining to pure lead (mostly in a pyrometallurgical selective oxidation step) it is selected as low-quality Pb/Sb mixed oxide (see Figure 10.12). Changing trends in lead–acid battery production (calcium additive instead of antimony) have generally reduced the amount of secondary antimony:

1. The increasing use in flame retardants is a dissipative application without possible recycling.
2. The availability of recyclable EOL scrap (spent lead–acid batteries with Sb) is decreasing.
3. The traditionally incoming low-quality Pb/Sb mixed oxide is not suitable as an ingredient for flame retardants.

This trend will continue in future and thus the recycling rate will decline.

## References

Alfantazi, A.M., Moskalyk, R.R., 2003. Processing of indium: a review. *Minerals Engineering* 16, 687–694.  
 Angerer, G., et al., 2009. Rohstoffe für Zukunftstechnologien. IZT/ISI Studie im Auftrag des BMWi.

[http://www.isi.fraunhofer.de/isi-media/docs/n/de/publikationen/Schlussbericht\\_lang\\_20090515\\_final.pdf](http://www.isi.fraunhofer.de/isi-media/docs/n/de/publikationen/Schlussbericht_lang_20090515_final.pdf).  
 Antrekowitsch, H., et al., 2009. Experimental investigations on V-containing steelwork slags with a low V<sub>2</sub>O<sub>5</sub> content. *Berg- und Hüttenmännische Monatshefte* 154, 328–333.  
 Barakat, M.A., 1998. Recovery of lead, tin and indium from alloy wire scrap. *Hydrometallurgy* 49, 63–73.  
 Bartz, W., Wippler, E. (Eds.), 2005. *Autoabgaskatalysatoren*. Expert Verlag, Renningen.  
 Bihlmaier, A., Völker, M., 2011. Thermisch-mechanische Anreicherung von Indiumzinnoxid aus Displayeinheiten gebrauchter Flachbildschirme. *World of Metallurgy – ERZMETALL* 64, 79–83.  
 Carlin, J.F., 2012. USGS, 2011 Minerals Yearbook-Antimony. <http://minerals.usgs.gov/minerals/pubs/commodity/antimony/myb1-2011-antim.pdf>.  
 Elsner, H., Melcher, F., Schwarz-Schampera, U., Buchholz, P., 2010. Commodity Top News Nr. 33: Elektronikmetalle-zukünftig steigender Bedarf bei unzureichender Versorgungslage? Bundesanstalt für Geowissenschaften und Rohstoffe.  
 Elwert, T., Goldmann, D., Schirmer, T., Strauß, K., 2012. Recycling von Li-Ionen Traktionsbatterien-Das Projekt LiBRi. In: Thomé-Kozmiansky, K.J., Goldmann, D. (Eds.), *Recycling und Rohstoffe-Band 5*. TK Verlag, Neuruppin, pp. 679–690. ISBN: 978-3-935317-81-8.  
 European Commission-Enterprise and Industry, 2010. Annex V to the Report of the Ad-hoc Working Group on Defining Critical Raw Materials. [http://ec.europa.eu/enterprise/policies/raw-materials/files/docs/annex-v\\_en.pdf](http://ec.europa.eu/enterprise/policies/raw-materials/files/docs/annex-v_en.pdf).  
 European IPPC Bureau, 2013. Best Available Techniques (BAT) Reference Document for the Non-ferrous Metal Industries-Draft 3 (February 2013). [http://eippcb.jrc.es/reference/BREF/NFMBw\\_17\\_04-03-2013.pdf](http://eippcb.jrc.es/reference/BREF/NFMBw_17_04-03-2013.pdf).  
 Friedrich, B., Vest, M., Wang, H., Weyhe, R., 2011. Processing of Li-based Electric Vehicle Batteries for Maximized Recycling Efficiency. In: Proc. of 16th ICBR September 21–23rd, 2011, Venice, Italy.  
 Friedrich, B., Träger, T., Weyhe, R., 2012. Recyclingtechnologien am Beispiel Batterien. In: Pinnekamp, J. (Ed.), *Die Recycling-Kette – Erfassung, Aufbereitung und Rohstoffrückgewinnung*, Band 38. ARA, pp. 10\1–10\12, ISBN: 978-3-938996-93-5.  
 Fthenakis, et al., 2006. System and method for separating tellurium from cadmium waste. US Patent, Pub. No. US 2006/0275191 A1; December 7, 2006.  
 Gambogi, J., Cordier, D.J., 2012. USGS, 2010 Minerals Yearbook – Rare Earths. [http://minerals.usgs.gov/minerals/pubs/commodity/rare\\_earth/myb1-2010-rare.pdf](http://minerals.usgs.gov/minerals/pubs/commodity/rare_earth/myb1-2010-rare.pdf).  
 George, M.W., 2012. USGS, 2011 Minerals Yearbook – Selenium and Tellurium. <http://minerals.usgs.gov/minerals/pubs/commodity/selenium/myb1-2011-selen.pdf>.

- Georgi-Maschler, T., 2011. Entwicklung eines Recyclingverfahrens für portable Li-Ion Gerätebatterien (Dissertation am IME der RWTH Aachen). Shaker-Verlag.
- Gille, G., Meier, A., 2012. Recycling von Refraktärmetallen. In: Thomé-Kozmiensky, K.J., Goldmann, D. (Eds.), *Recycling und Rohstoffe-Band 5*. TK Verlag, Neuruppin, pp. 537–560. ISBN: 978-3-935317-81-8.
- Goonan, T.B., 2011. Rare Earth Elements – End Use and Recyclability. USGS. <http://pubs.usgs.gov/sir/2011/5094/pdf/sir2011-5094.pdf>.
- Hagelüken, C., 1996. Edelmetalleinsatz und – Recycling in der Katalysator-technik. *World of Metallurgy – ERZMETALL* 49, 122–133.
- Hagelüken, C., 2006. Recycling of electronic scrap at Umicore's integrated metals smelter and refinery. *World of Metallurgy – ERZMETALL* 59, 152–161.
- Hagelüken, C., 2009. Recycling of precious metals – current status, challenges, developments. In: *Proc. of EMC 2009*. GDMB, pp. 473–486. ISBN: 978-3-940276-17-9.
- Hagelüken, C., Meskers, C.E., 2010. Complex life cycles of precious and special metals. In: Graedel, T.E., et al. (Eds.), *Linkages of Sustainability – Strüngmann Forum Report*. MIT Press, pp. 163–197. ISBN-10: 0-262-01358-4.
- International Resource Panel, Reuter, M., et al., 2013. *Metal Recycling: Opportunities, Limits, Infrastructure*. UNEP. <http://www.unep.org/resourcepanel/Publications/MetalRecycling/tabid/106143/Default.aspx>.
- Itoh, M., Miura, K., Machida, K.-I., 2009. Novel rare earth recovery process on Nd–Fe–B magnet scrap by selective chlorination using  $\text{NH}_4\text{Cl}$ . *Journal of Alloys and Compounds* 477, 484–487.
- Jaskula, B.W., 2012a. USGS, 2011 Minerals Yearbook – Lithium. <http://minerals.usgs.gov/minerals/pubs/commodity/lithium/myb1-2011-lithi.pdf>.
- Jaskula, B.W., 2012b. USGS, 2011 Minerals Yearbook – Gallium. <http://minerals.usgs.gov/minerals/pubs/commodity/gallium/myb1-2010-galli.pdf>.
- Kang, H.N., Lee, J.Y., Kim, J.Y., 2011. Recovery of indium from etching waste by solvent extraction and electrolytic refining. *Hydrometallurgy* 110, 120–127.
- Kralik, J., Schapp, J., Voß, S., 2011. Recycling of precious metals at Heraeus: a sustainable contribution to resource efficiency. In: *Proc. of EMC 2011*. GDMB, pp. 1077–1086. ISBN: 978-3-940276-38-4.
- Loferski, P.J., 2012. USGS, 2011 Minerals Yearbook – Lithium. <http://minerals.usgs.gov/minerals/pubs/commodity/platinum/myb1-2011-plati.pdf>.
- Luidold, S., Antrekowitsch, H., 2010. Lithium – Rohstoffquellen, Anwendung und Recycling. *World of Metallurgy – ERZMETALL* 63, 68–76.
- Marafi, M., Stanislaus, A., Furimsky, E., 2010. *Handbook of Spent Hydroprocessing Catalysts*. Elsevier B.V.
- Merkel, C., Friedrich, B., 2010. Rückgewinnung von Sondermetallen für die Elektronikindustrie aus Produktionsabfällen. In: *Symp. Rohstoffeffizienz und Rohstoffinnovationen*, 04./05.02.2010, Ettlingen, pp. 109–110. ISBN: 978-3-8396-0097-9.
- News release, 2011. Umicore and Rhodia Develop Unique Rare Earth Recycling Process for Rechargeable Batteries. [http://www.rhodia.com/en/news\\_center/news\\_releases/Umicore\\_rare\\_earth\\_160611.tcm](http://www.rhodia.com/en/news_center/news_releases/Umicore_rare_earth_160611.tcm) (visited 01.03.13.).
- News Release, 2012. Solvay recycelt seltene Erden in Frankreich-Zunächst Konzentration auf Energiesparlampen. <http://www.gtai.de/GTAI/Navigation/DE/Trade/maerkte,did=680842.html> (visited 01.03.13.).
- News release, 2013. Recycling von seltenen Erden gestartet. <http://institut-seltene-erden.org/recycling-von-seltenen-erden-gestartet-2/> (visited 01.03.13.).
- Okabe, T.H., Takeda, O., et al., 2003. Direct extraction and recovery of neodymium metal from magnet scrap. *Materials Transaction* 44, 798–801.
- Reitz, J., 2013. *Elektroschlackedesoxidation von Titanaluminiden*, Verlag Shaker, ISBN-10: 3844020225 (Dissertation am IME der RWTH Aachen), in press.
- Reitz, J., Lochbichler, C., Friedrich, B., 2011. Recycling of gamma titanium aluminide scrap from investment casting operations. *Intermetallics* 19, 762–768.
- Rollat, A., 2012. How to Satisfy the Rare Earths Demand – Rhodia Rare Earth Systems Initiatives. [http://www.seii.org/seii/documents\\_seii/archives/2012-09-28\\_A\\_Rollat\\_Terres\\_rares.pdf](http://www.seii.org/seii/documents_seii/archives/2012-09-28_A_Rollat_Terres_rares.pdf).
- Rumpold, R., Antrekowitsch, J., 2012. Recycling of platinum group metals from automotive catalysts by an acidic leaching process. In: *Proc. Platinum. The Southern African Institute of Mining and Metallurgy*. [http://www.saimm.co.za/Conferences/Pt2012/695-714\\_Rumpold.pdf](http://www.saimm.co.za/Conferences/Pt2012/695-714_Rumpold.pdf).
- Saguchi, A., et al., 2006. Recycling of rare earth magnet scraps: carbon and oxygen removal from Nd magnet scraps. *Journal of Alloys and Compounds* 408–412, 1377–1381.
- Scheel, E., 2010. Recycling von Nickel/Cobalt/Molybdän und Vanadium/Wolfram/Molybdän-Sekundärmaterialien. In: *Proc. 44. Met. Sem.-Sondermetalle und Edelmetalle*. GDMB. ISBN: 978-3-940276-23-0.
- Schüler, D., Buchert, M., et al., 2011. Study on Rare Earths and Their Recycling, Final Report for the Greens/EFA Group in the European Parliament. Öko-Institut e.V.
- Shirayama, S., Okabe, T.H., 2008. In: *Proc. of Annual Meeting of MMJ*, March 27–29. The Mining and Materials Processing Inst. of Japan, pp. 69–70.
- Takeda, O., Okabe, T.H., Umetsu, Y., 2004. Phase equilibrium of the system Ag–Fe–Nd, and Nd extraction from magnet scraps using molten silver. *Journal of Alloys and Compounds* 379, 305–313.

- Takeda, O.K., Nakano, Sato, Y., 2009. Molten salts. *High Temperature Chemistry* 52, 63–70.
- Tanaka, M., Oki, T., et al., 2013. Recycling of rare earths from scrap. In: *Handbook on the Physics and Chemistry of Rare Earths*, vol. 43. Elsevier, pp. 159–211.
- Tolein, A.C., 2012. USGS, 2010 Minerals Yearbook – Antimony. <http://minerals.usgs.gov/minerals/pubs/commodity/indium/myb1-2010-indiu.pdf>.
- Umicore, 2013a. <http://www.preciousmetals.umicore.com/PMR/Process/> (visited 02.05.13.).
- Umicore, 2013b. <http://www.batteryrecycling.umicore.com/UBR/process/> (visited 02.28.13.).
- UNEP, 2011. Recycling Rates of Metals – A Status Report. [http://www.unep.org/resourcepanel/Portals/24102/PDFs/Metals\\_Recycling\\_Rates\\_110412-1.pdf](http://www.unep.org/resourcepanel/Portals/24102/PDFs/Metals_Recycling_Rates_110412-1.pdf).
- U.S. Geological Survey, Reston, Virginia, 2013. Mineral Commodity Summaries. <http://minerals.usgs.gov/minerals/pubs/mcs/2013/mcs2013.pdf>.
- Xu, Y., Chumbley, L.S., Laabs, F.C., 2000. Liquid metal extraction of Nd from Nd–Fe–B magnet scrap. *Journal of Material Research* 15, 2296–2304.
- Zakotnik, M., Harris, I.R., Williams, A.J., 2009. Multiple recycling of Nd–Fe–B-type sintered magnets. *Journal of Alloys and Compounds* 469, 314–321.