



Aalto University
School of Chemical
Engineering

Functional Inorganic Materials

Lecture 10:

Pyroelectricity and ferroelectricity

Fall 2023

Antti Karttunen (antti.karttunen@aalto.fi)
Department of Chemistry and Materials Science

Lecture Exercise 10 is a MyCourses Quiz

Contents

- Brief overview of **polar materials**
 - Pyro- and ferroelectrics are limited to crystals with certain symmetry properties
- **Pyroelectric** materials
 - Electric polarization from fluctuating temperature
 - Temperature change due to electric current (*electrocaloric effect*)
 - Pyroelectric effect is **not** related to thermoelectric Seebeck and Peltier effects!
- **Ferroelectric** materials
 - Subgroup of pyroelectric materials: reversible electric polarization (dipole moment)

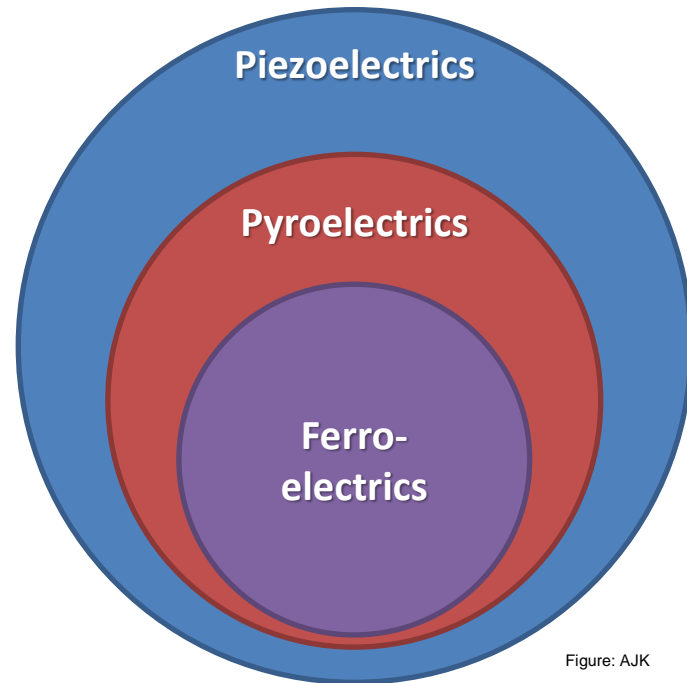


Figure: AJK

Fluctuating heat input ($dT/dt \neq 0$)

The temperature change polarizes the pyroelectric material, generating a voltage

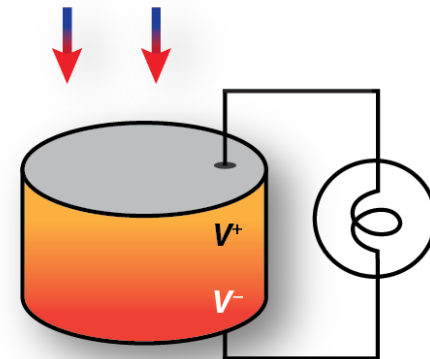
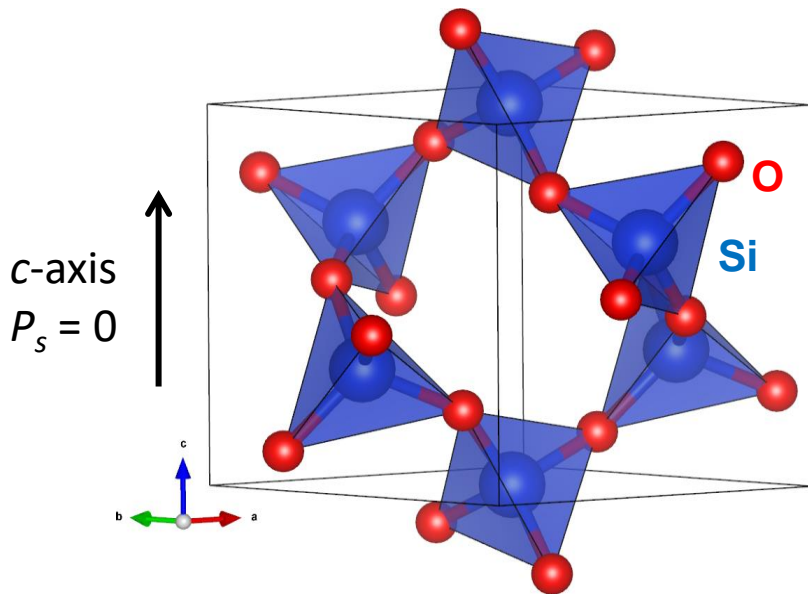


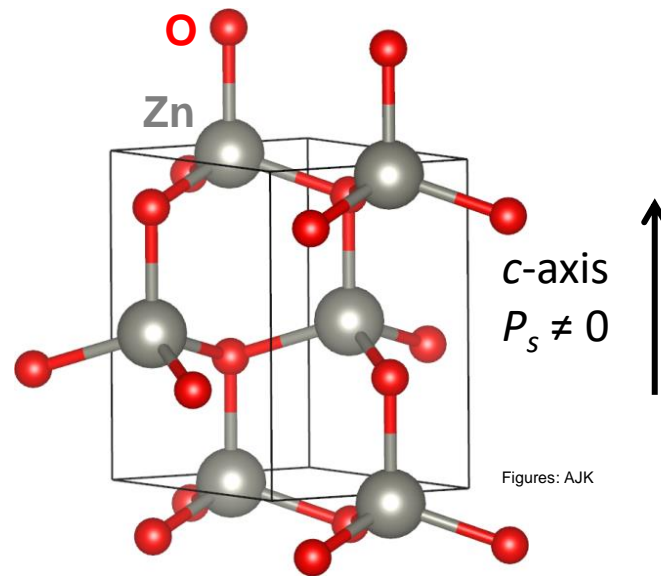
Figure: AJK

Polar and non-polar materials

- Non-centrosymmetric materials can be **polar** or **non-polar**
 - A polar crystal has more than one point that every symmetry operation leaves unmoved
 - For example, a "**polar axis**", with no mirror plane or twofold axis perpendicular to it
 - Physical property (e.g. **dipole moment**) can differ at the two ends of the axis
- Pyro- and ferroelectricity is only possible for **polar materials**
 - Polar materials show **spontaneous polarization P_s**



α -SiO₂, α -quartz (space group $P3_221$)
 Non-centrosymmetric oxide with
no polar axis (c has perpendicular C_2 axis)



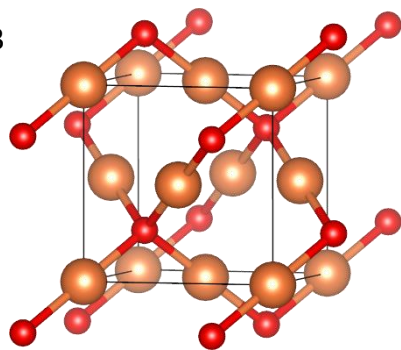
ZnO (space group $P6_3mc$)
 Non-centrosymmetric oxide with
 a **polar axis** (c -axis)

Figures: AJK

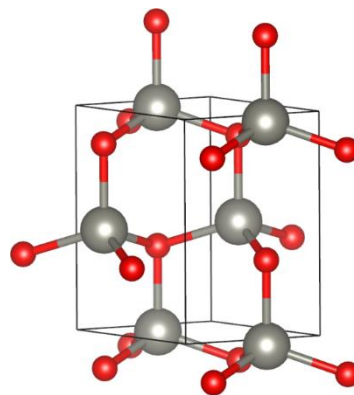
Classification of crystal classes

Crystal system	Centrosymmetric crystal classes (11)	Non-centrosymmetric crystal classes (21)	
		Polar (10)	Non-polar (11)
Triclinic	$\bar{1}$	1	–
Monoclinic	$2/m$	$2, m$	–
Orthorhombic	mmm	$mm2$	222
Tetragonal	$4/m, 4/mmm$	$4, 4mm$	$\bar{4}, 422, \bar{4}2m$
Trigonal	$\bar{3}, \bar{3}m$	$3, 3m$	32
Hexagonal	$6/m, 6/mmm$	$6, 6mm$	$\bar{6}, 622, \bar{6}m2$
Cubic	$m\bar{3}, m\bar{3}m$	–	$23, \bar{4}3m, 432,$

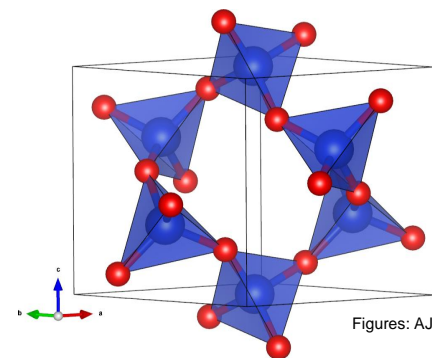
Refs: *Chem. Mater.* **1998**, *10*, 2753
and [Wikipedia](#)



Cu_2O ($Pn-3m$)



ZnO ($P6_3mc$)

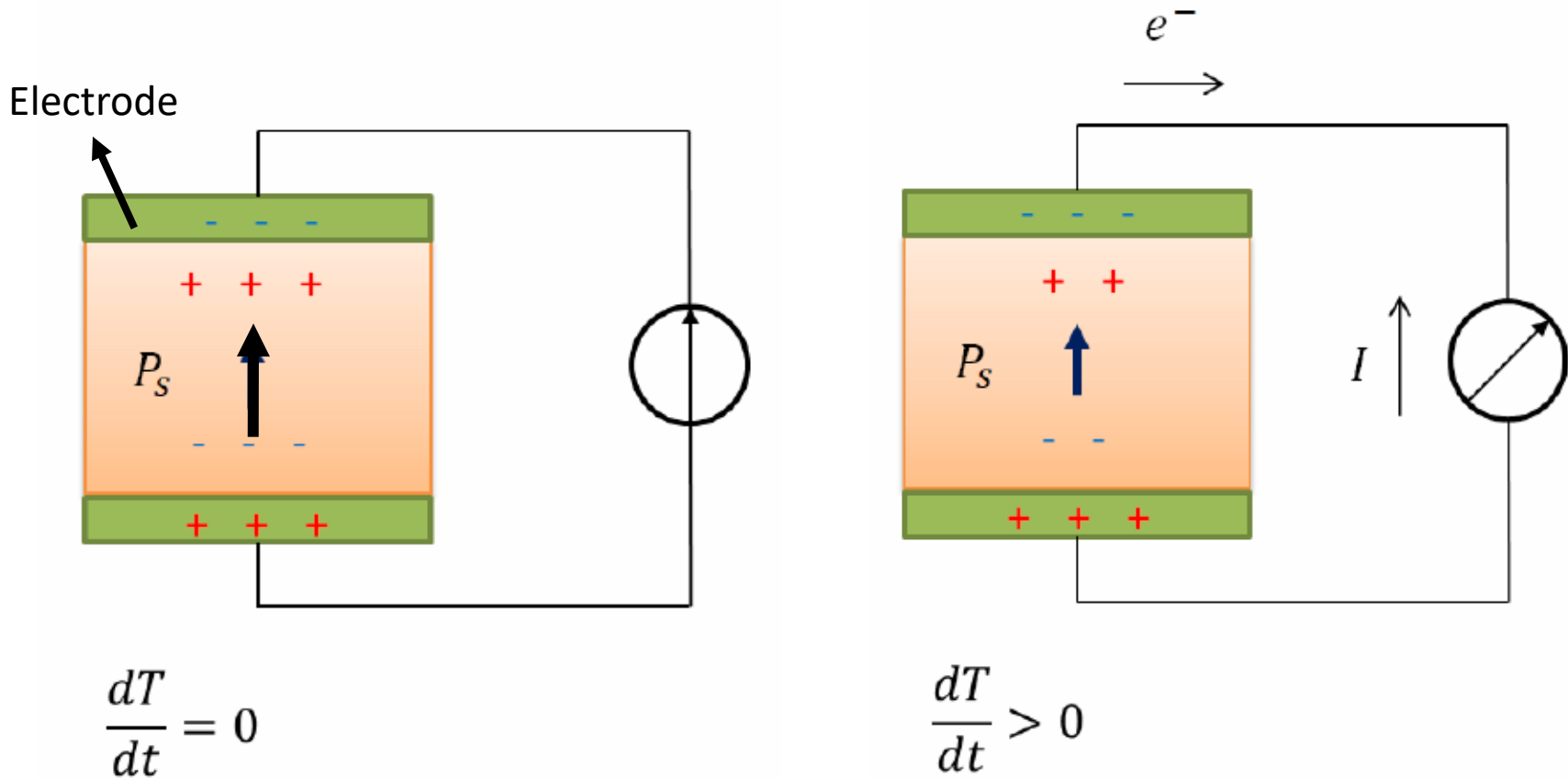


$\alpha\text{-SiO}_2$ ($P3_221$)

Figures: AJK

Pyroelectricity

Pyroelectricity is a surface phenomenon



A closed circuit around a pyroelectric material under constant temperature.

A closed circuit around a pyroelectric material under increasing temperature.

Pyroelectric coefficients

(Primary) pyroelectric effect

$\Delta P_s = \rho \Delta T$, where

- ΔT = temperature **change** (K)
- ρ = pyroelectric coefficient ($\text{C m}^{-2}\text{K}^{-1}$)
- ΔP_s = change of **spontaneous polarization** (C m^{-2})

Electrocaloric effect (**not discussed here**)

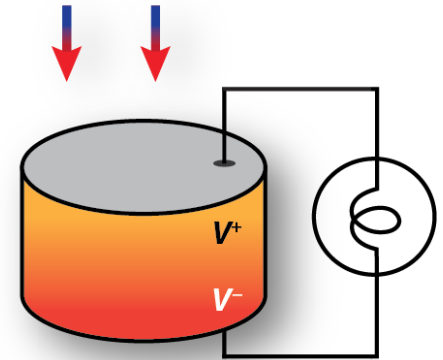
$$\Delta T = -\frac{1}{\rho} \int_{E_1}^{E_2} \frac{T}{C} \left(\frac{\partial P}{\partial T} \right)_E dE,$$

where T is the temperature, P is the polarization, ρ is the mass density, and C is the heat capacity under constant electric field.

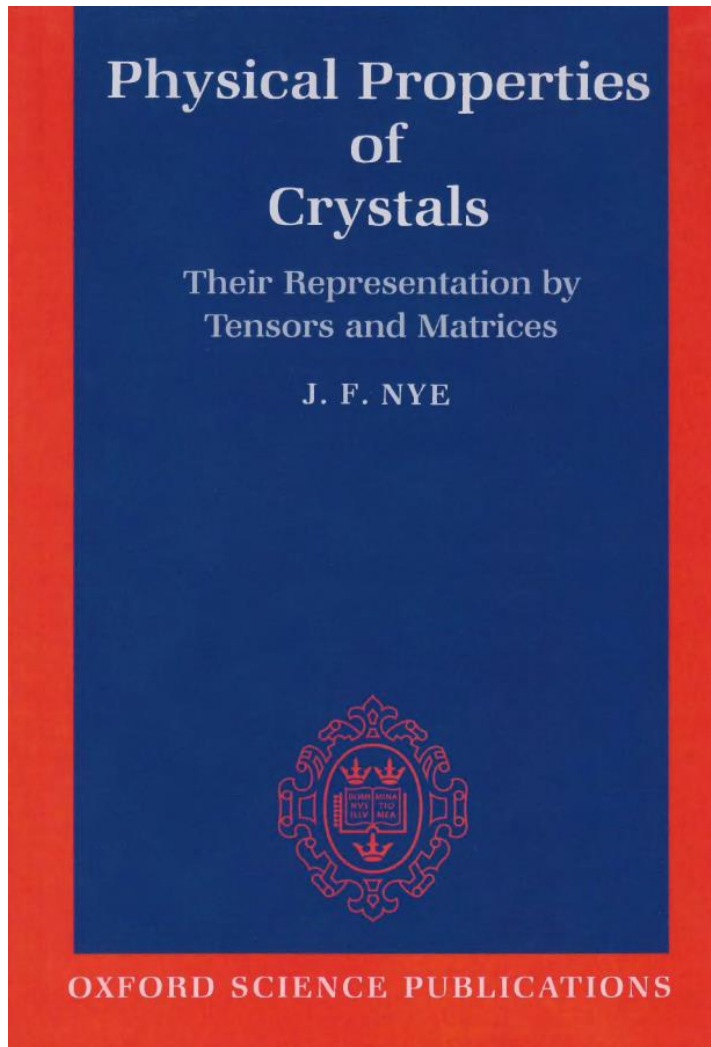
Often pyroelectricity is discussed using just scalar coefficient ρ . In reality, it is a *tensor* ρ_i and can be described more accurately with the help of crystal symmetry.

Fluctuating heat input ($dT/dt \neq 0$)

The temperature change polarizes the pyroelectric material, generating a voltage



Tensors (and matrices) for equilibrium properties



- Physical properties of crystals can be formulated systematically in **tensor notation**
- Piezoelectricity, pyroelectricity, elastic properties, *etc.*
- J. F. Nye: Equilibrium property matrices for all crystal classes (Appendix E)

APPENDIX E

301

CUBIC SYSTEM

Classes 23 and $\bar{4}3m$			Classes $m\bar{3}$, $\bar{4}32$ and $m\bar{3}m$					
	σ	E	ΔT		σ	E	ΔT	
ϵ				3				3
				1				0
				1				1
D				1				1
				0				0
				1				1
ΔS				7				6

Quantifying the functionalities with physical property tensors (Nye)

APPENDIX E

MATRICES FOR EQUILIBRIUM PROPERTIES IN THE 32 CRYSTAL CLASSES

	σ	E	ΔT
ϵ	s	d_t	α
D	d	κ	p
ΔS	α_t	p_t	C/T

s = elastic compliances

d = piezoelectric moduli

α = thermal expansion coefficients

κ = permittivities

p = pyroelectric coefficients

C = heat capacity

T = absolute temperature

Physical property tensors (Nye)

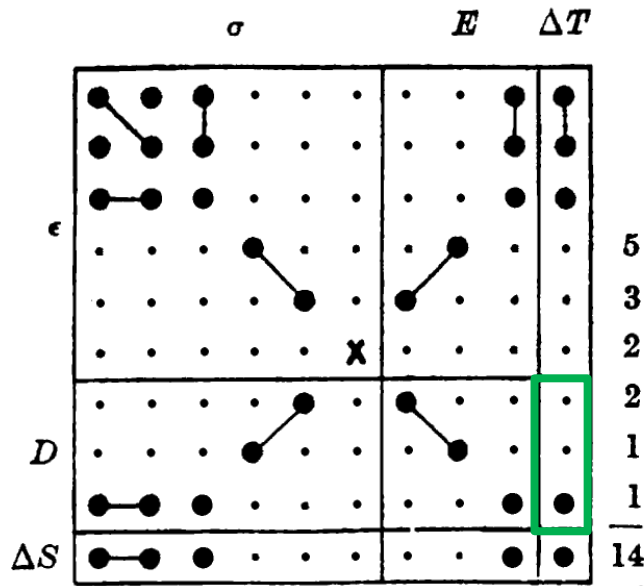
Matrices for equilibrium properties in the 32 crystal classes

KEY TO NOTATION

- zero component
- non-zero component
- equal components
- components numerically equal, but opposite in sign
- ⊙ a component equal to twice the heavy dot component to which it is joined
- ⊗ a component equal to minus 2 times the heavy dot component to which it is joined
- × $2(s_{11} - s_{12})$

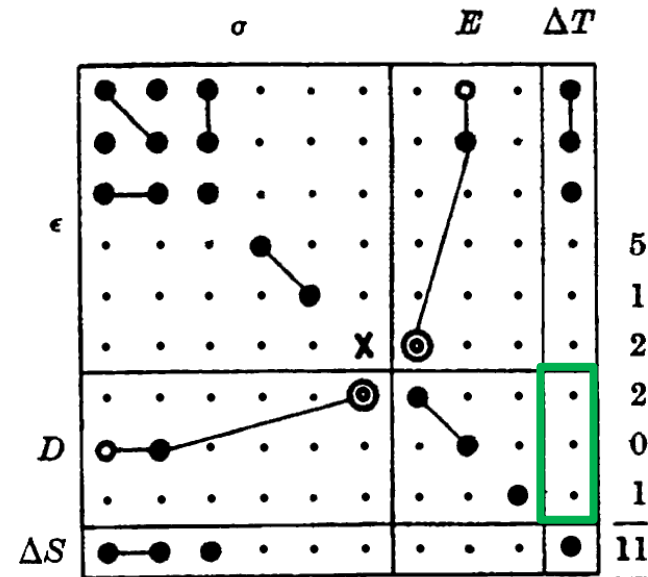
Polar (e.g. ZnO, $P6_3mc$)

Class $6mm$



Non-polar (e.g. $P-6m2$)

Class $\bar{6}m2$



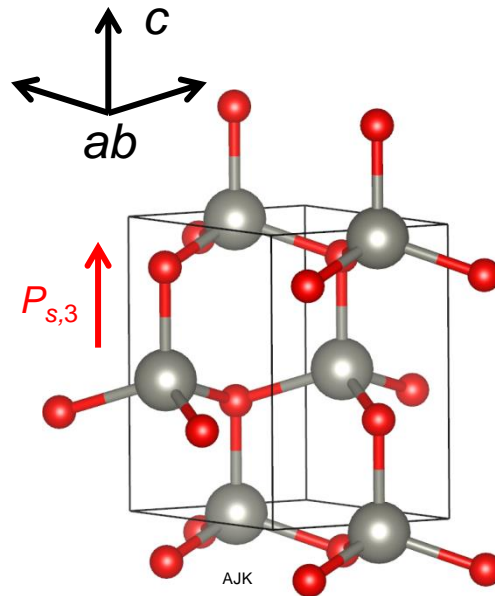
No pyroelectricity

Pyroelectricity in ZnO

ZnO (space group $P6_3mc$)

One non-zero component in the pyroelectric tensor:

Spontaneous polarization along c -axis ($P_{s,3}$) changes when T changes



Class $6mm$

	σ	E	ΔT		
ϵ					5
					3
					2
					2
					1
D					1
					1
ΔS					14

Pyroelectricity actually comprises of several effects: primary, secondary, and tertiary.

The **secondary** effect is actually piezoelectric effect arising from thermal expansion

The **tertiary** effect is also piezoelectric effect, arising from uneven heating (temperature gradients \rightarrow non-uniform thermal stress / strain).

The converse effect of pyroelectricity is called the **electrocaloric effect**.

Applications of pyroelectric materials

Pyroelectricity: applications

- In principle the effect was already discussed by the ancient Greeks
- Theophrastus noted in 314 BC that *lyngourion* (perhaps mineral *tourmaline*) could attract sawdust or bits of straw
- Re-discovered in 1707 by Johann Georg Schmidt
- Name coined by Sir David Brewster in 1824
- Studies of pyroelectricity led to the discovery of piezoelectricity
- Sensor applications (already existing since 1970s)
 - Heat-sensing
 - Infra-red detection
 - Thermal imaging
 - Fire alarms

Fluctuating heat input ($dT/dt \neq 0$)

The temperature change polarizes the pyroelectric material, generating a voltage

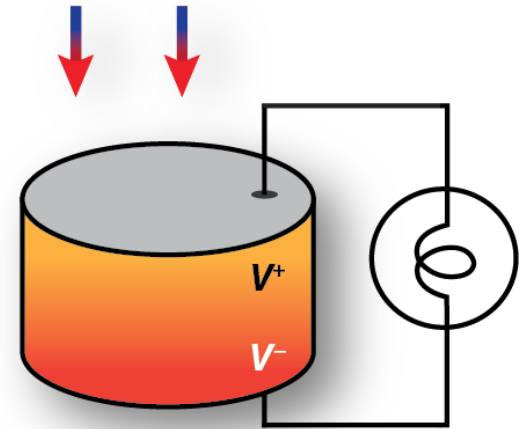


Figure: AJK

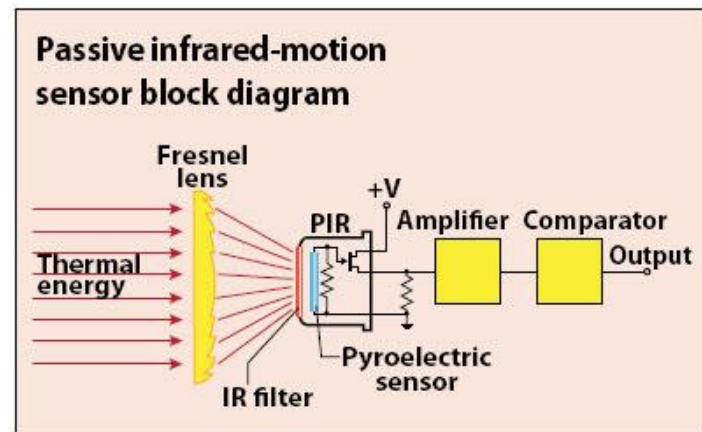


Figure: [www](#)

Property data for pyroelectrics

REVIEW

[View Article Online](#)
[View Journal](#) | [View Issue](#)



Pyroelectric materials and devices for energy harvesting applications

Cite this: *Energy Environ. Sci.*, 2014, 7, 3836

C. R. Bowen,^{*a} J. Taylor,^b E. LeBoulbar,^{ab} D. Zabek,^a A. Chauhan^c and R. Vaish^c

	GaN	ZnO	BaTiO ₃	PZT-5H ("soft")	PMN-0.25PT	LiNbO ₃	PVDF
Structure	Wurzite	Wurzite	Perovsk.	Perovsk.	Perovsk.	LiNbO ₃	Polymer
Piezoelectric	X	X	X	X	X	X	X
Pyroelectric	X	X	X	X	X	X	X
Ferroelectric	-	-	X	X	X	X	X
ρ_3 ($\mu\text{C m}^{-2} \text{K}^{-1}$)	-4.8	-9.4	-200	-380	-746	-83	-27

Primary / **secondary** pyroelectricity for ZnO: **-6.9** / **-2.5** $\mu\text{C m}^{-2} \text{K}^{-1}$

Primary / **secondary** pyroelectricity for BaTiO₃: **-260** / **+60** $\mu\text{C m}^{-2} \text{K}^{-1}$

Thermoelectrics vs. pyroelectrics

Thermoelectric generator

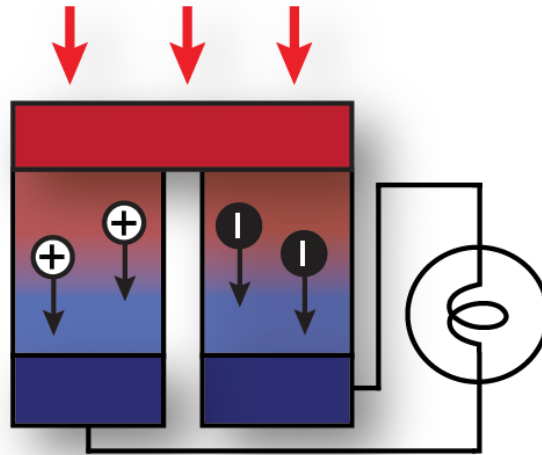
- Constant temperature difference required for optimal operation (temperature gradient)

Heat input

Hot side

The charge carrier diffusion generates an electric current

Cold side (heat sink)

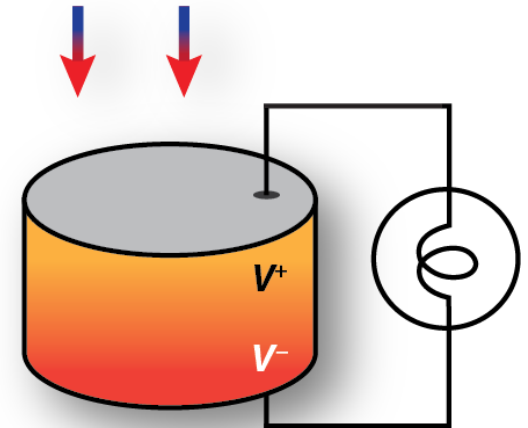


Pyroelectric generator

- Fluctuating heat input required for optimal operation

Fluctuating heat input ($dT/dt \neq 0$)


The temperature change polarizes the pyroelectric material, generating a voltage



Figures: AJK

Pyroelectricity: Prospective applications (1)

Sources of waste heat



Microelectronics



Batteries and fuel cells



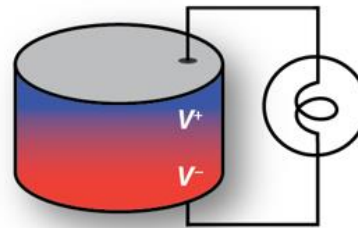
Industrial processes



Ambient environment

Pyroelectric materials

Fluctuating heat
input ($dT/dt \neq 0$)



*Pyroelectrics convert thermal fluctuations
into electric charge as a result of a change
in their polarization with temperature*

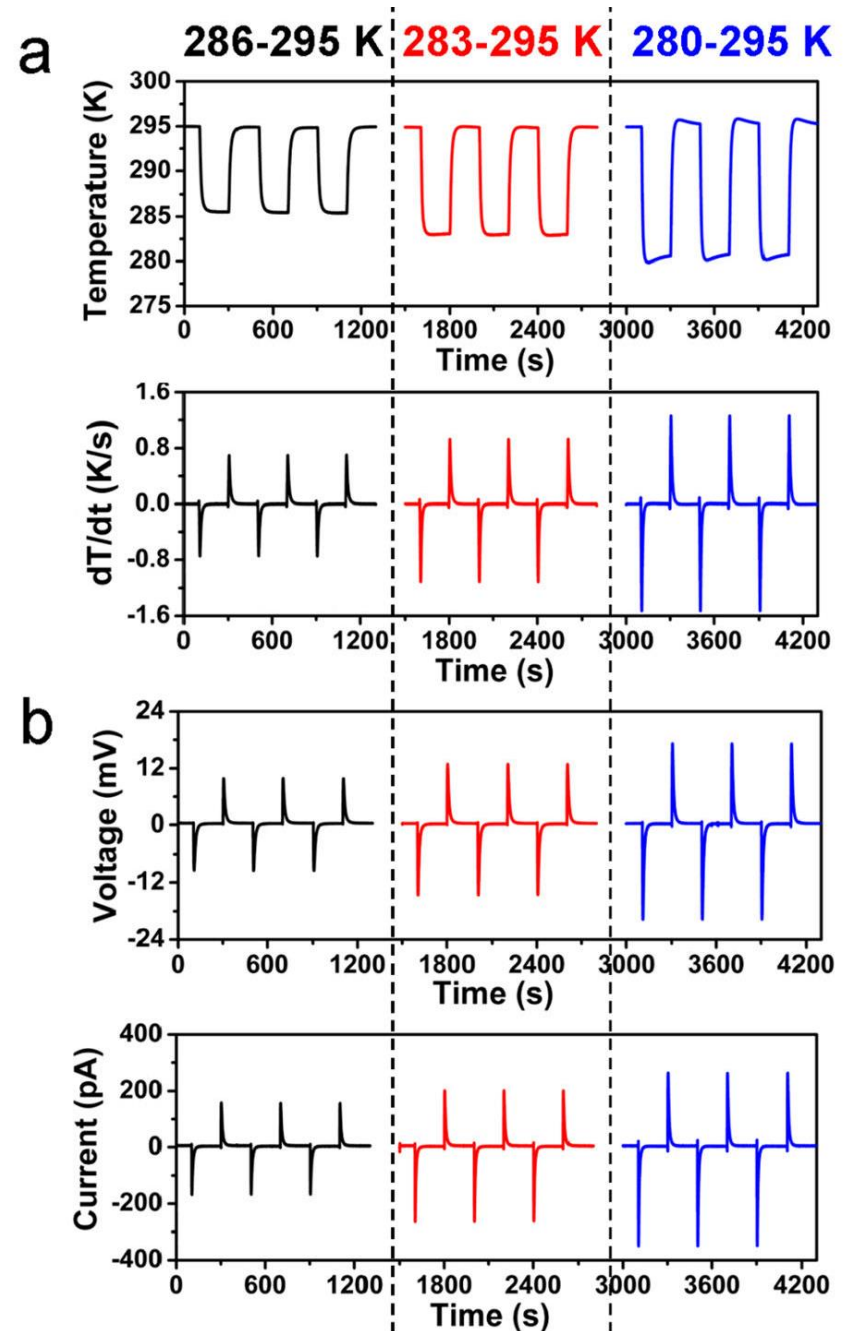
Impact of novel pyroelectrics



Conversion of thermal energy to electricity in
data centers and electric vehicles

Pyroelectricity: Prospective applications (2)

- Energy harvesting (convert heat fluctuations into electricity)
 - Pyroelectric generators have been suggested to have **higher Carnot efficiency** in comparison to thermoelectrics
 - Sebald *et al. Smart Mater. Struct.* **2009, 18, 125006**
- Cooling applications via the electrocaloric effect (poorly understood, much research required)



Ferroelectricity

Ferroelectricity

- A ferroelectric is an insulating material with two or more discrete states of different **nonzero electric polarization** in **zero applied electric field**.
 - This polarization is referred to as **spontaneous polarization**.
- For a system to be considered ferroelectric, it must be possible to **switch** between these states with an applied electric field
- Materials are typically ferroelectric only below a certain phase transition temperature, called the **Curie temperature** (T_C)
 - Above T_C , ferroelectric becomes **paraelectric**
- A small, interactive learning package on ferroelectricity is available at DoITPoMS:
<https://www.doitpoms.ac.uk/tlplib/ferroelectrics/index.php>

Hysteresis in ferroelectricity

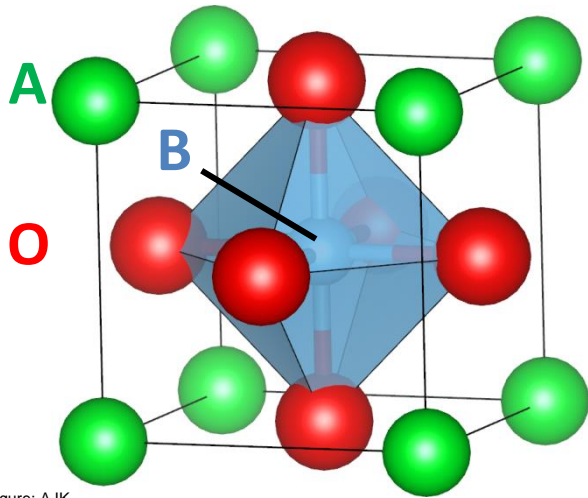
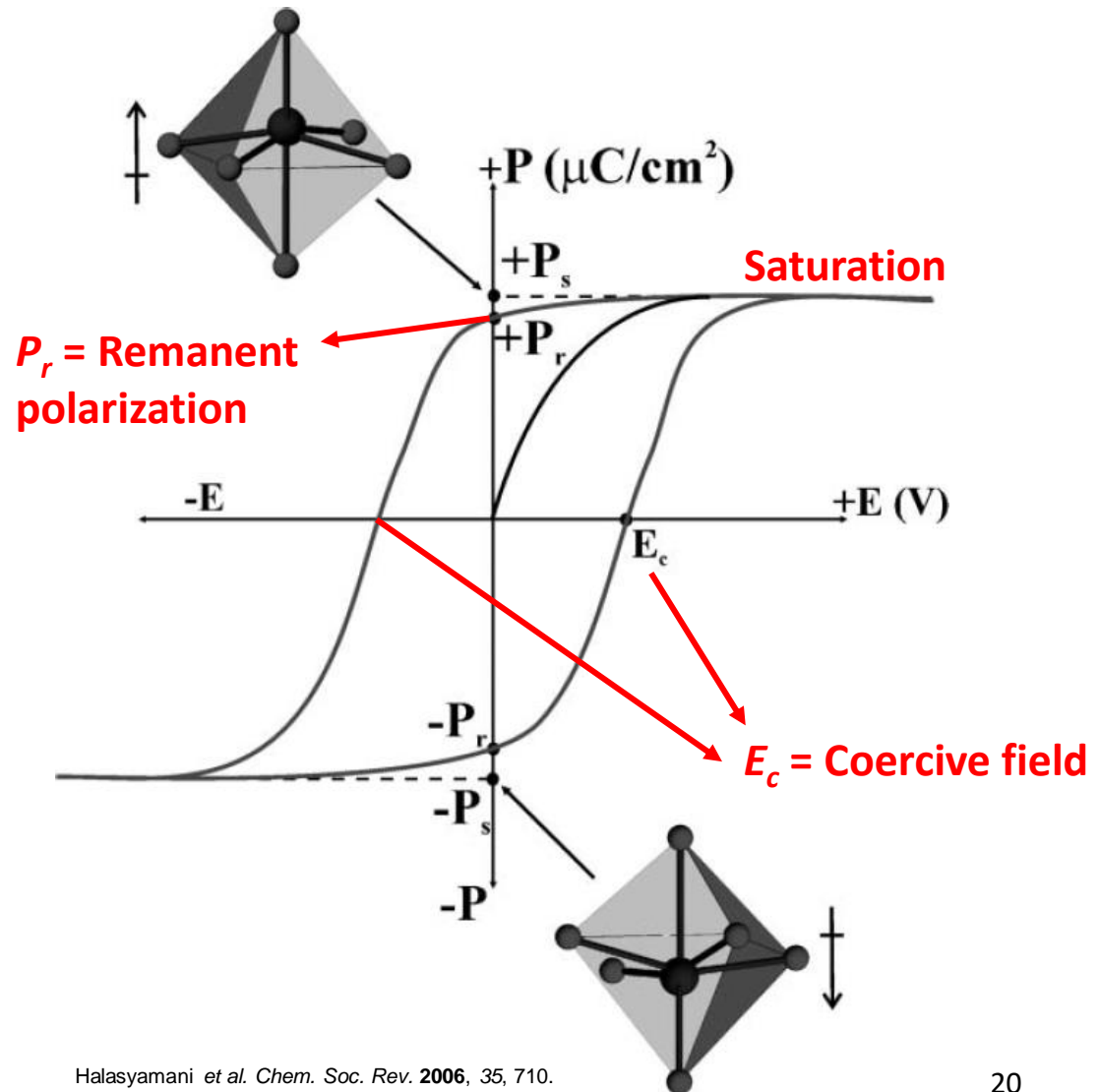


Figure: AJK

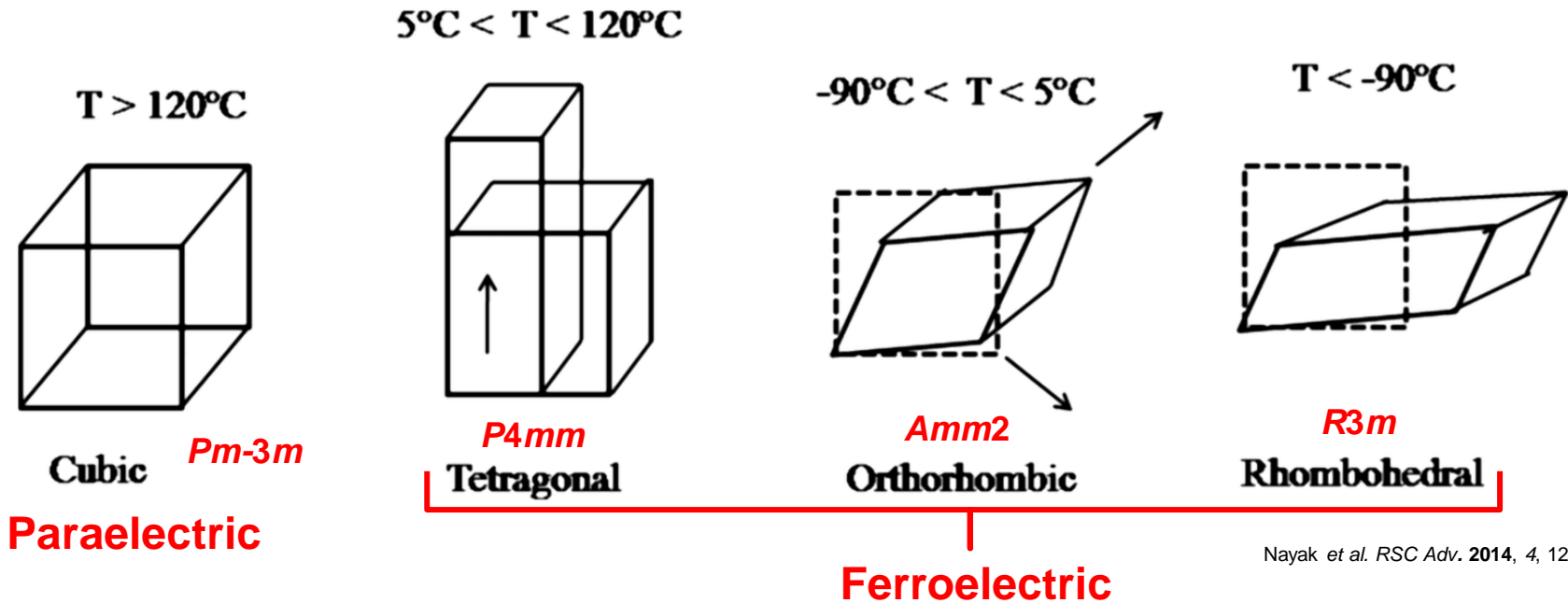
Ideal perovskite structure
(ABO₃, e.g. BaTiO₃)

Non-cubic perovskites can
possess switchable
polarization P

Spontaneous polarization P_s is
related to the displacement
of the B atom (Ti)



BaTiO₃ phases



Nayak et al. RSC Adv. 2014, 4, 1212.

Spontaneous polarization P_s ($\mu\text{C cm}^{-2}$):	Cubic	\mathcal{P}_s	0	Curie temperature
	↓			
	Tetragonal	\mathcal{P}_s	27	
	↓			
	Orthorhombic	\mathcal{P}_s	36	
	↓			
	Rhomboidal	\mathcal{P}_s	33	

Vanderbilt et al. Phys. Rev. Lett. 1994, 73, 1861.

Ferroelectric domains (1)

- Ferroelectric materials have a **domain** structure
- A ferroelectric domain is an area of oriented spontaneous polarization
- Within each domain, the polarization is aligned, but unless the material is in the *saturation condition*, different domains can have different polarization orientations.

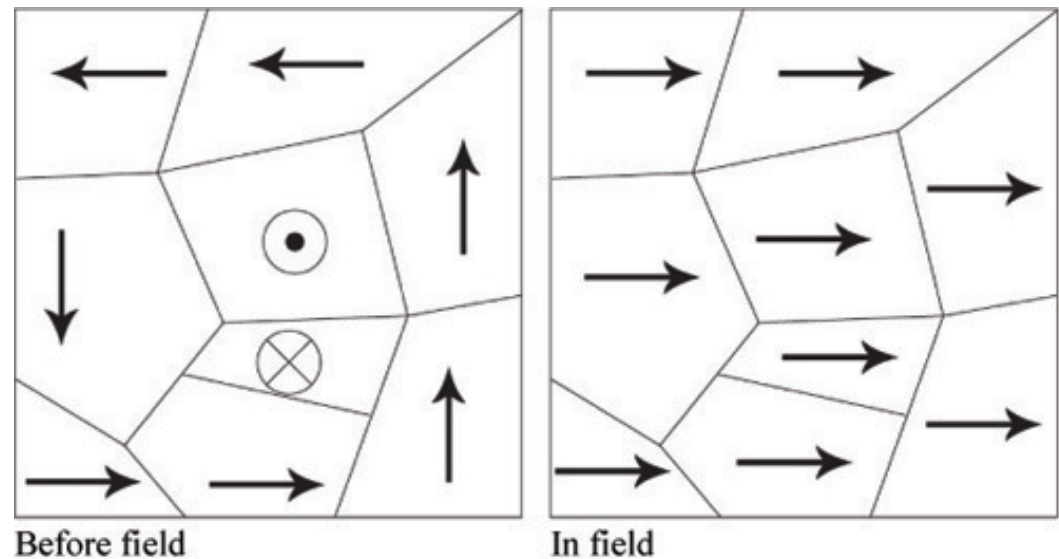
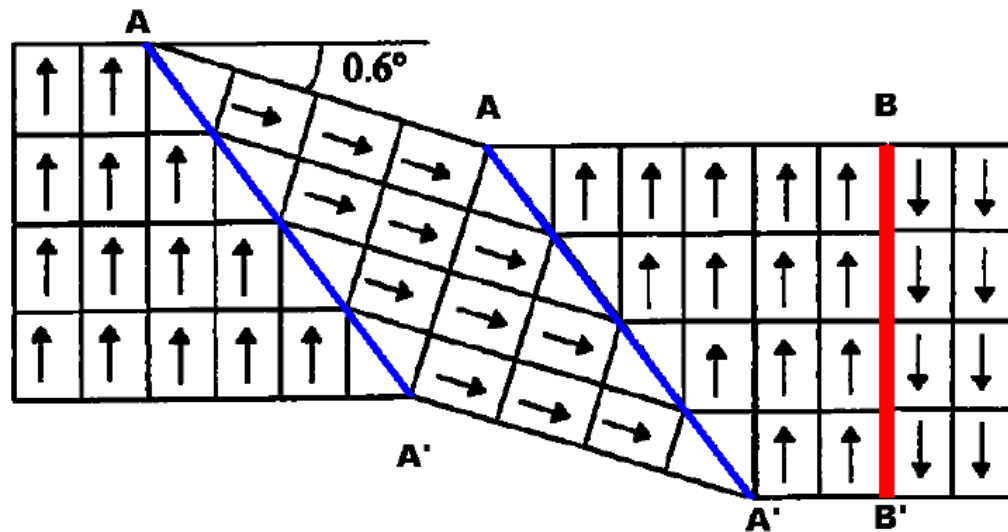


Figure: University of Cambridge / [DoITPoMS](#)
(CC-BY-NC-SA 2.0 UK)

Ferroelectric domains (2)

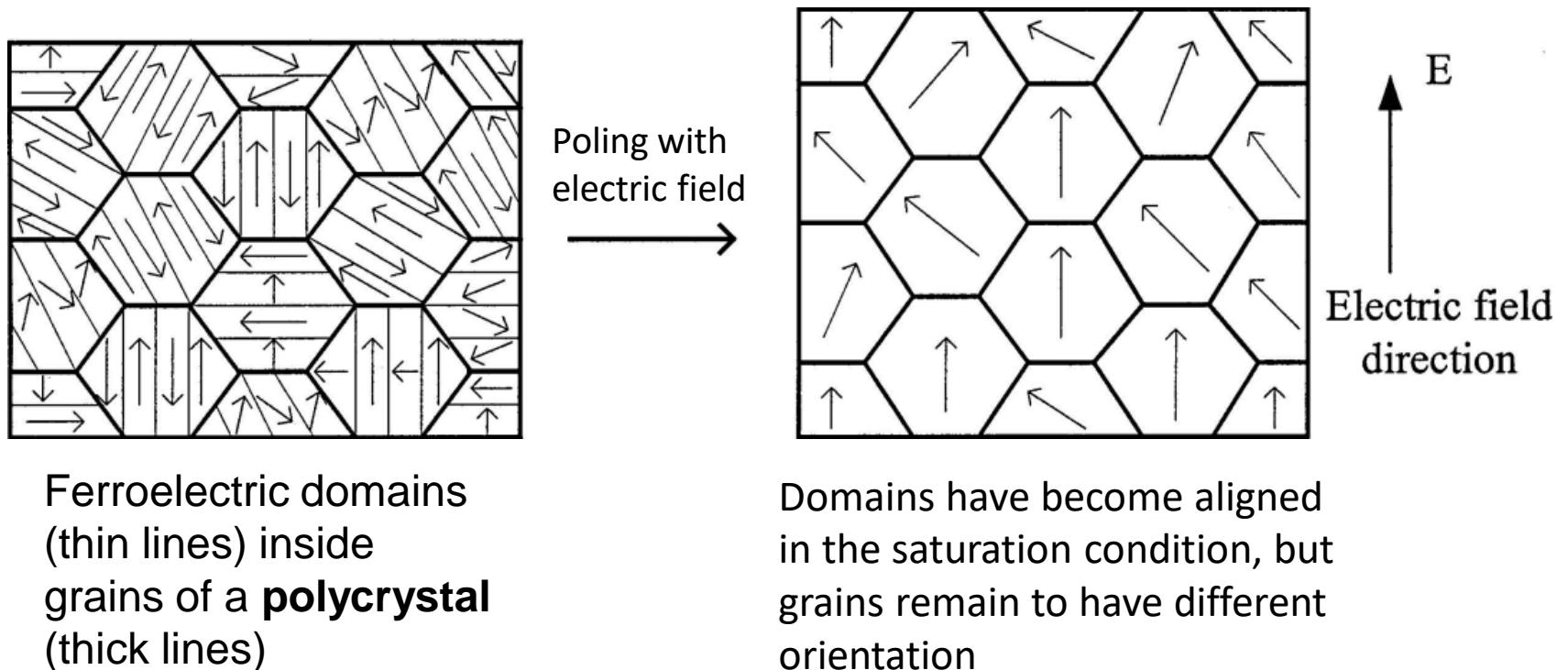


Ferroelectric domain walls in a perovskite ferroelectric.

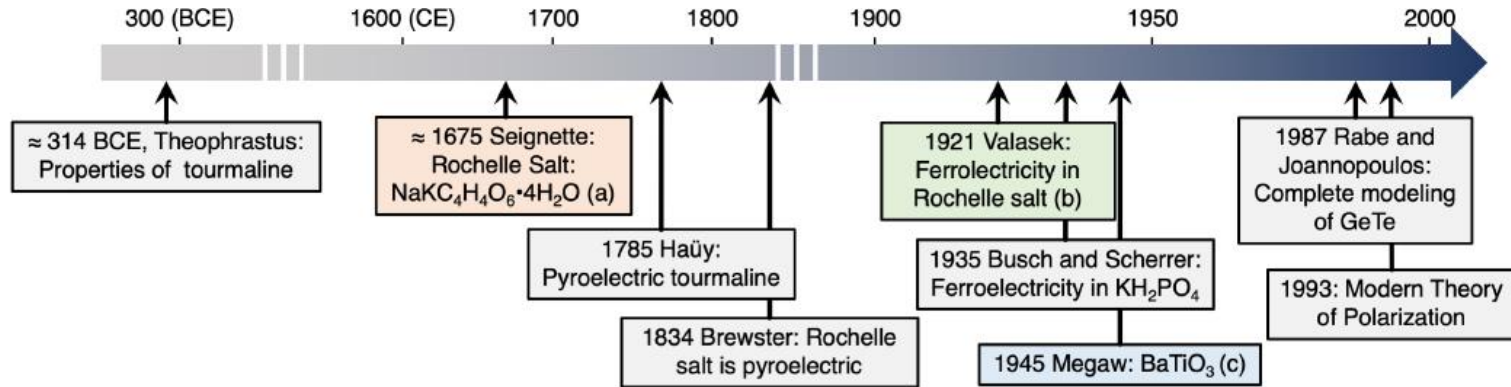
A-A' lines represent **90° domain walls**

B-B' line represents a **180° domain wall** (the tetragonality is highly exaggerated).

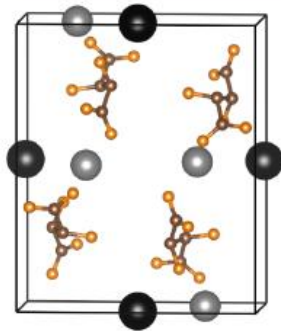
Domains and grains



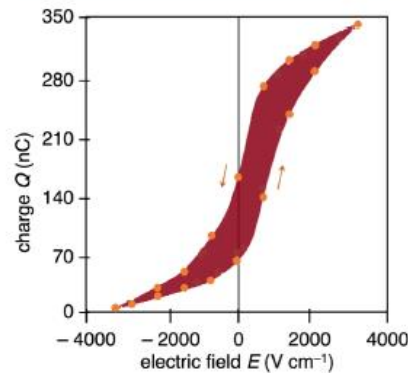
Key events for ferroelectrics



(a) $\text{NaKC}_4\text{H}_4\text{O}_6 \cdot 4\text{H}_2\text{O}$



(b) Ferroelectric hysteresis



(c) BaTiO_3 phase transition




FIG. 1: Upper panel: Timeline of some key events in the history of ferroelectrics, from 300 BCE to the present time. (a) Crystal structure of the paraelectric phase of Rochelle salt. Hydrogen atoms and water molecules are omitted for clarity. (b) The ferroelectric hysteresis loop of Rochelle salt recorded by Valasek in 1921 (data from reference [1]). (c) A reproduction of the X-ray images recorded by Megaw with $\text{Cu } K\alpha_1$ and $K\alpha_2$ radiation [2] of high-angle reflections in BaTiO_3 powders above and below the ferroelectric phase transition.

Ferroelectric pyroelectrics

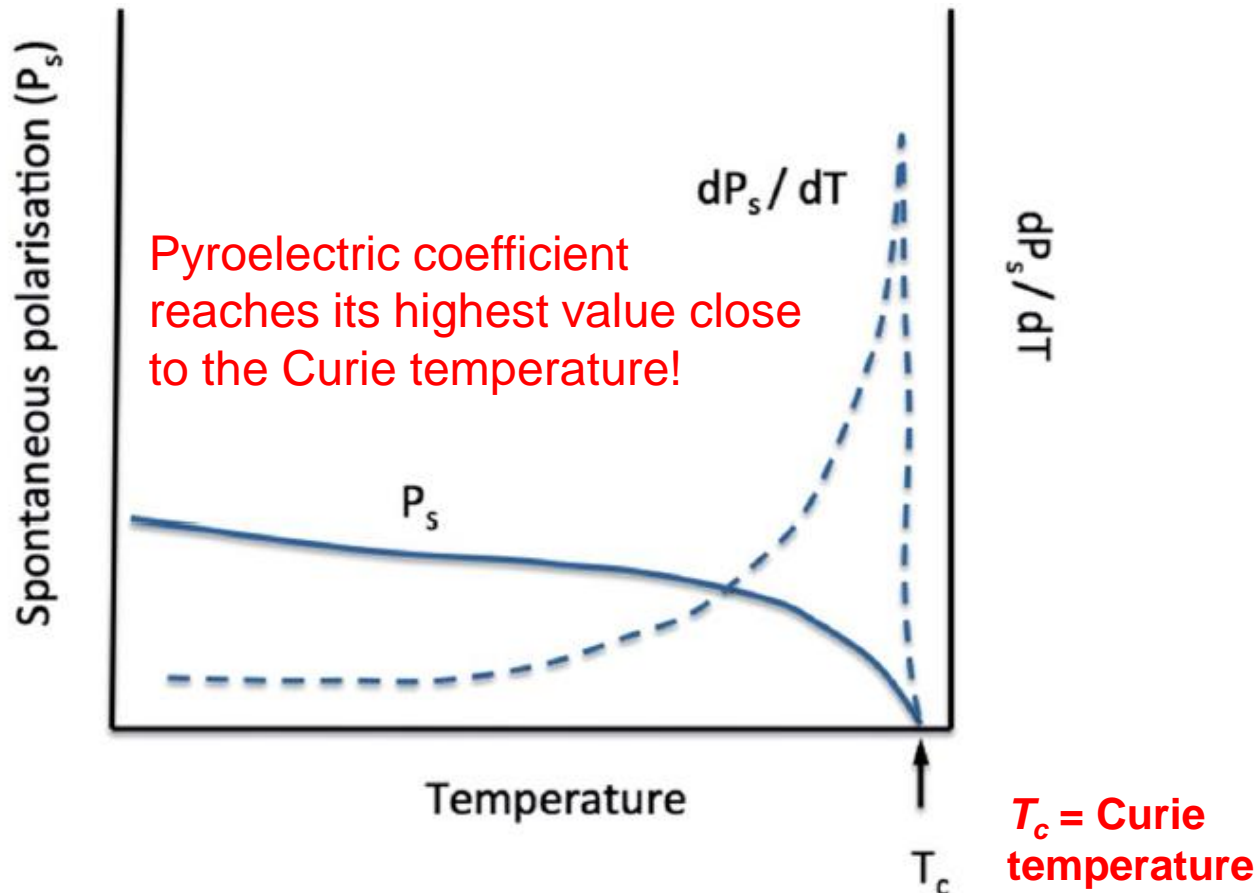


Fig. 1 Temperature dependence of spontaneous polarisation P_s and pyroelectric coefficient dP_s/dT of a ferroelectric material, adapted from.¹⁴

Ferroelectricity: Applications

- All **piezoelectric** and **pyroelectric** applications discussed above
- In addition, some new applications arise from the switchable polarization
 - [Ferroelectric random-access-memory](#) (RAM)
 - Not affected by power disruption or magnetic interference
 - Capacitors with tunable capacitance
 - [Ferroelectric field-effect transistors](#) (rather hypothetical at the moment)