

THOUGHT GROUP CHILE
THOUGHT, INTEGRAL INFRASTRUCTURE AND URBAN PLANNING SOLUTIONS



OFFICIAL LIST OF QUESTIONS AND ANSWERS PROCESS

INTERNATIONAL CONTEST FOR ARCHITECTURAL AND URBANISM STUDENTS.
ICAUS IRPIN 2023-24

QUESTIONS:


1. Q: What is the exact meaning of a paragraph about a video presentation? Are we talking about an animated slide show or about creating a full-fledged animated presentation?

A: The video must show one or more of the participating students explaining the project, emphasizing the reasons behind each answer to the Fundamental Questions. To reinforce these ideas, it is recommended to complement them with moving images of the most important part of the project, whether it is a rendered video of a 3D model or an animated photomontage.
2. Q: The question is about the layout of the 3 sheets, and specifically, should the indicated sheets be arranged horizontally or vertically?

A: As it appears in the base plan with the fill-in format that we have sent, these are Vertical.
3. Q: Do you mean by “Memory” a written text?
In the delivery format is required a “memory”. Do you mean with that a written text explaining the competition entry.

A: The Memory of an Architectural Project is a short text that describes the main ideas that shape the architectural project. This ranges from more general information, such as location or program; to more detailed information, such as the explicit answer to the Fundamental Questions and how these are reflected in the project. Also, it must include in a clear and concise way the architectural idea developed by each team to build a new, creative, free and spontaneous city. In the case of this contest, it must be complemented with sketches and diagrams that make it easier to conceive the main ideas of the project.


1



THOUGHT GROUP CHILE
THOUGHT, INTEGRAL INFRASTRUCTURE AND URBAN PLANNING SOLUTIONS



4. Q: How should the team answer the essential questions?
In the delivery format part on the web page is written: “*This memory must explicitly include the answers to the 11 essential questions previously exposed in this web page (...)*”
Does every team need to answer every essential question explicitly by written text? Or is it enough if those answers are expressed by drawings, sketches, or perspectives?
A: Each team must respond explicitly and by writing to each of the Fundamental Questions in the Project Memory. These responses must be evidenced in the drawings and diagrams that accompany the text of the Project Memory and, as a consequence of a coherent process, they must be evidenced in the final project.
5. Q: Design- and learning process?
Do you expect every team additionally to presenting their vision for the future city also to present their design process in the team? Do you expect this also in the posters? Do the posters need to tell why and how certain design decisions have been made? Or is it enough to concentrate on the presentation of the design decisions itself?
A: Within Sheet 1, the Architectural Project Memory must be included, in which the decisions taken to develop the project must be explained in writing, in addition to answering the Fundamental Questions. Within this space we expect that each team expresses both verbally and with sketches the vision they have of a new, creative, free and spontaneous city; in addition to how and with what urban and architectural elements it should be expressed/seen/built.
6. Q: Video presentation.
The webpage says: “A first-person recorded description of any of the group members recounting “THE JOURNEY OF THE CONTEST”
Do you mean by “any” one of the group members or do you mean that every one of the group members needs to present their self?
A: The idea is that one or more students (those who want) explain the ideas of the project, their relationship with the Fundamental Questions and complement them with moving images of the most important part of the project, whether it is a rendered video of a 3D model or an animated photomontage. Students are not required to introduce themselves, only to explain the project.



THOUGHT GROUP CHILE
THOUGHT, INTEGRAL INFRASTRUCTURE AND URBAN PLANNING SOLUTIONS



7. Q: Video presentation

The webpage says: “A first-person recorded description of any of the group members recounting "THE JOURNEY OF THE CONTEST”

Do you expect that the teams of students concentrate in the video mostly on explaining their working process or should the video be most of all a presentation of the visions and concepts for the future city in video format?

Both. The work process is closely related to the result of the work. In this way, it is proposed that students focus on generating a discussion about how it is possible to build a new, free, spontaneous and “never seen before” city; in addition of showing how was the creative process, and the debate carried out by the work team to bring all these responses to a specific idea of architecture.

8. Q: Video presentation

The webpage says that the video should present: "THE JOURNEY OF THE CONTEST": how and why they made certain decisions and their relationship to the Essential Questions presented in this document to be answered by each team.


Do you expect that the teams answer those essential questions not only in sheet number 1, but also in the video presentation. Is it enough, if only the most central questions of the entry are answered in the video?

A: The discussion about the Fundamental Questions must be present at all times of the creative process in order to obtain a coherent project. Although it is necessary that the fundamental questions be explicitly answered in the Project Memory, it is not necessary to repeat these answers explicitly in the video. Even so, it is highly recommended to talk and discuss the reason behind each answer to these fundamental questions and how they shaped the final project.

9. Q: Team members

Should the name of the teacher be included in the list of the team members? Should the team members mention their field of studies?

A: Yes. In conjunction with the background information that must be sent as part of the final delivery of each of the participating student teams, which have been detailed in the document on the instructions of the international competition already sent, each of the participating teams must submit filled out the document called "Participant Identification" that will be sent by the Contest Director by email along with the answers to the queries made by the participating teams, where it must be



THOUGHT GROUP CHILE
THOUGHT, INTEGRAL INFRASTRUCTURE AND URBAN PLANNING SOLUTIONS



filled out with the name of the university, the name of the Faculty, Institute or Sponsoring School of Architecture and Urban Planning and the names of each of the participating students along with their respective emails. Likewise, the names of the teachers in charge of the team of participating students must be mentioned. This information will be known and handled with the utmost confidentiality only by the Contest Director and his Executive Secretary. It will not be necessary to inform about the fields of study or the professors in charge or the participating students.

10. Q: Video Presentation

Is a voice over enough for the recounting of "the journey of the contest" or do we also need to film ourselves?

A: It's enough. But this voice must be accompanied by moving images of the most important part of the project, whether a rendered video of a 3D model or an animated photomontage.



Cristián Alfredo Wittig Grell

Director of the International Contest, Irpin: The Future Horizon

Senior International Consultant Reconstruction City of Irpin, Ukraine

Member of the International Advisory Board of the Irpin Reconstruction Summit (IRS)

Director of Projects and Studies

Thought Group Chile

Ph: +56225802550, Cell: +56978090096

Email: cawittig@thought.cl

Web: www.thoughtgroupchile.com

Official Contest Email Address: international.contest@icausirpin.com

Official Contest Web: www.icausirpin.com