


ARTX-C1013

# Thematic Studio II *2024*

Bachelor's Programme in Design, Aalto ARTS

# Final Presentations & Project Reports



# Final presentations on Thursday April 11th



- Engaging presentation of the final work you did, be it a prototype, well-developed concept or something else.
- Focus on your **process and progress, present concrete steps and outcomes.**
- Show dead ends and discarded ideas too!
- Maximum duration: 15 minutes + 10 for discussion (rehearse the timings!)
- Deadline: 10:00 Thu April 11th - one person returns to MyCourses in PDF format.


# Final Presentations

**Final presentation** is a presentation of your team's work during the second half of the course.

You can use materials from the mid-project presentation to provide context, but mostly this should be an engaging summary of your process and your final concept.

Duration of the presentation is **15 minutes or less**. Rehearse the timings!

**10 minutes for questions and answers** is reserved after each presentation and to give the next team time to set up.



+



**What:** Final Presentations

**When:** Wed 11.04.2024, 09:30–17:00

**Where:** A208d "Jeti"

# Presentation schedule Thursday 11th April

TIME	GROUP	NAMES
<b>9:45</b>		<b>Welcoming words &amp; setting up</b>
10:00	Team 7	Zofia, Yelyzaveta, Lucia, Polina
10:30	Team 1	Henna, Hanna, Anna, Rosa, Mai
11:00	Team 5	Alisa, Rebeka, Sara, Rosanna
11:30	Team 6	Jordan, Ignacio, Markus, Ken
<b>12:00</b>		<b>LUNCH</b>
13:30	Team 2	Filip, Marek, Lilya, Rochelle, Alex
14:00	Team 3	Aili, Eveline, Karen, Lisa, Vitória, Yuki
14:30	Team 8	Unna, Laura, Marcell, Joseph, Astrid
15:00	Team 4	Clint, Nilius, Yiwei
<b>15:30</b>		<b>WRAP-UP</b>

# Key points of Final Presentation

Key questions that should be explored:

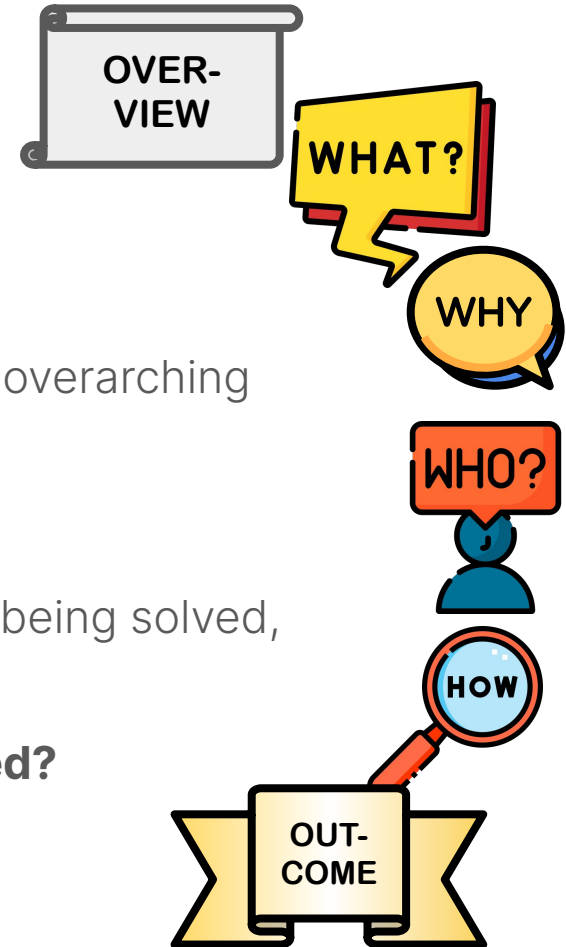
**Overview:** what is your project all about: Explain what the overarching theme.

**Goal:** what is it that you were trying to accomplish.

**Context:** Why is it important, background, problem that is being solved, who is your target audience: Who did you design for?

**How did you pursue your goals, what methods were used?**

**What was the outcome and did it meet your goal?**




# Grading of Final presentations

Final presentation is graded by points 0–10, based on the:

- **Quality of presentation** (both visually and verbally)
- **Structure:** clarity, progression, ease of understanding
- **Outcome** of the project: quality, extent, relevance
- Discussion of your **design process**

Score can be reduced for going over the allotted time.

# Project report



- Maximum length: **6 + 2 pages of appendices.**
- Include in the report at least:
  - a description of your concept,
  - your progress,
  - the outcome,
  - testing results,
  - your own reflection on the shortcomings and merits of the project, and
  - future development ideas
- Again, start with a one-paragraph summary that crystallizes your concept, main findings and next steps.
- Use visual material such as mockups, sketches and screenshots.
- **Graded 0–10** based on the
  - quality of writing,
  - structure,
  - documentation of your progress,
  - argumentation, and
  - in particular reflection – honest assessment of the merits and shortcomings of your work
- Deadline: **April 18th**