

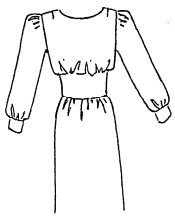



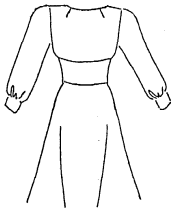

einschneiden
herausschneiden
vordere Mitte
herausschneiden
einschneiden
6cm
1cm
1cm
2-3 cm
1cm
6,5cm
2-3cm
Nahtverlegung
1cm
1cm
1cm
2,5cm
2cm
10,5cm
einschneiden
einschneiden
einschneiden
einschneiden
hintere Mitte
hintere Mitte
6cm
1cm
1cm
10,5cm
1cm
1cm
2cm
2,5cm
14cm
0,5cm
0,5cm
evtl. etwas wegnehmen

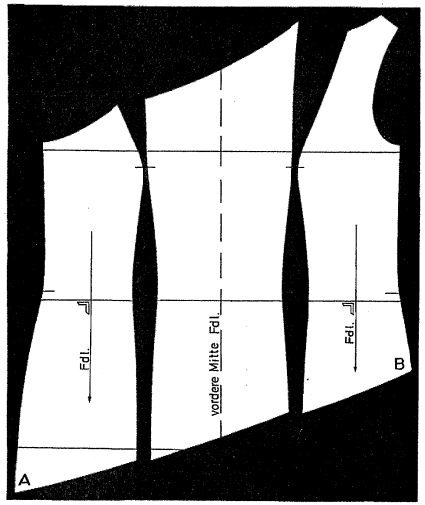
A
Fdl.
vordere Mitte Fdl.
Fdl.
B

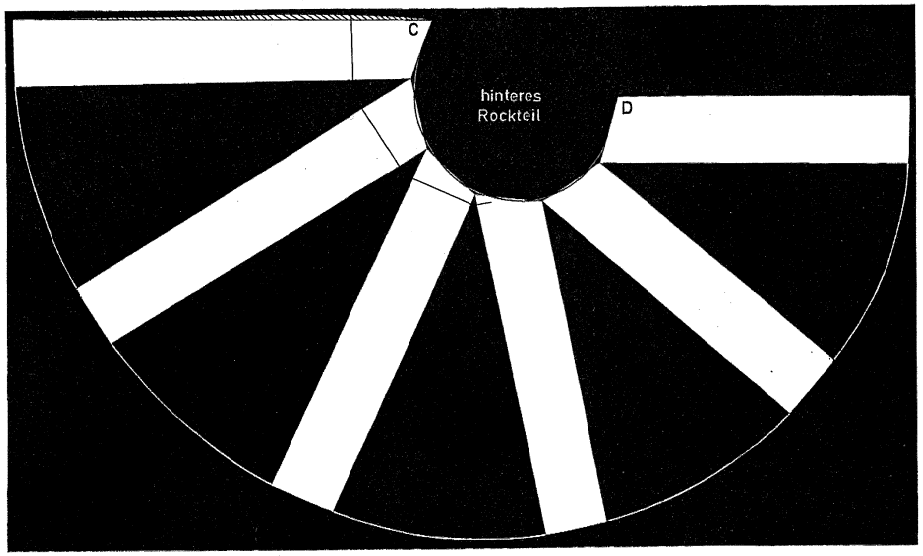
C
hinteres
Rockteil
D

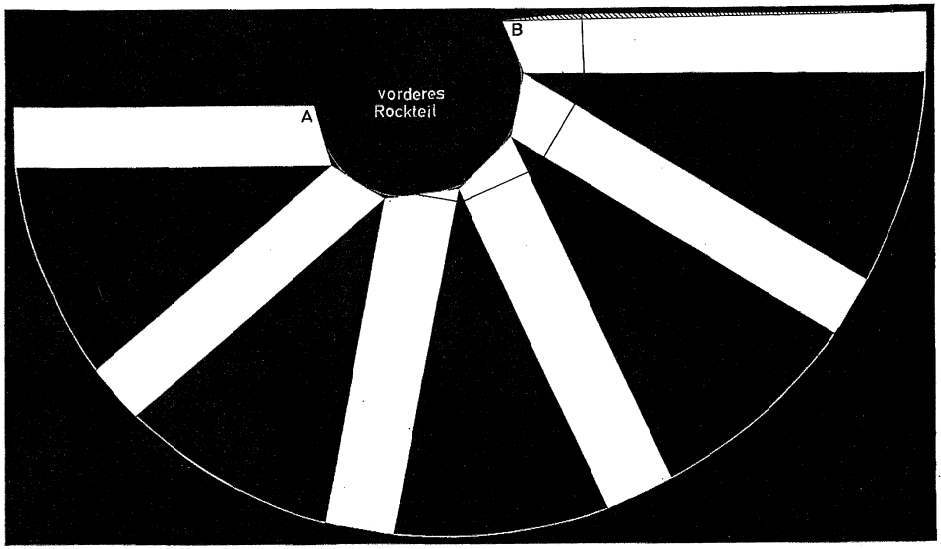
A
vorderes
Rockteil
B

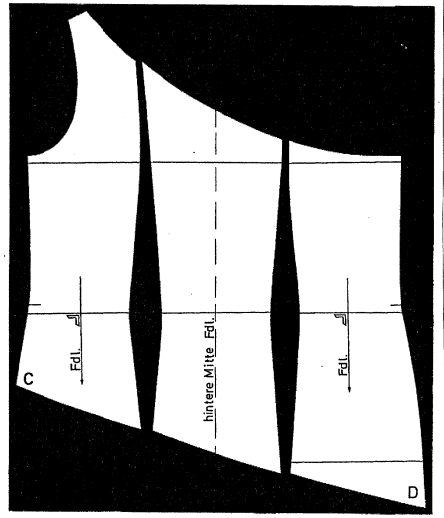
C
Fdl.
hintere Mitte Fdl.
Fdl.
D



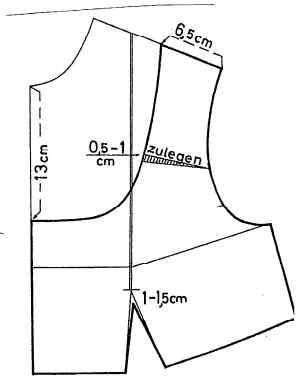
6,5cm
13cm
0,5-1 cm
zulegen
1-1,5cm

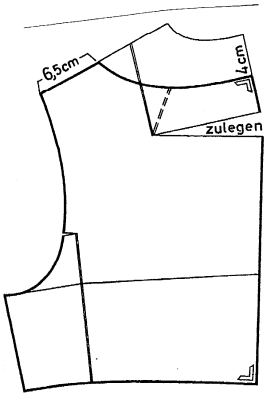
6,5cm
4cm
zulegen

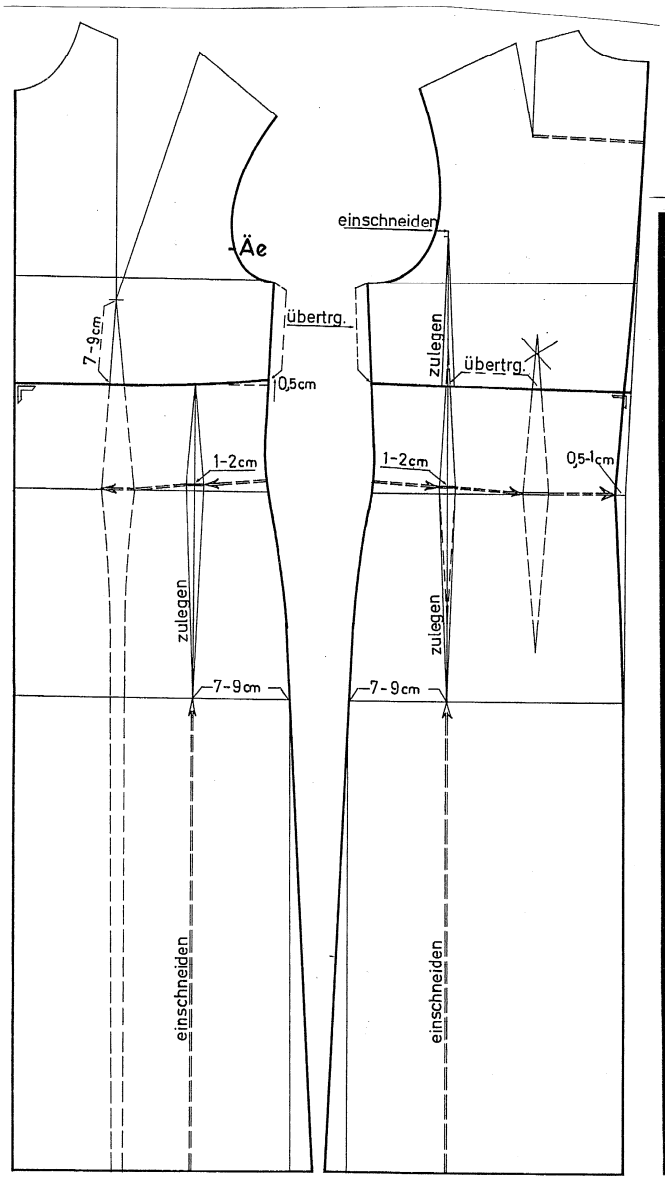
Äe
übertrg.
7-9cm
0,5cm
1-2cm
zulegen
7-9cm
einschneiden
einschneiden
zulegen
übertrg.
1-2cm
0,5-1cm
zulegen
7-9cm
einschneiden

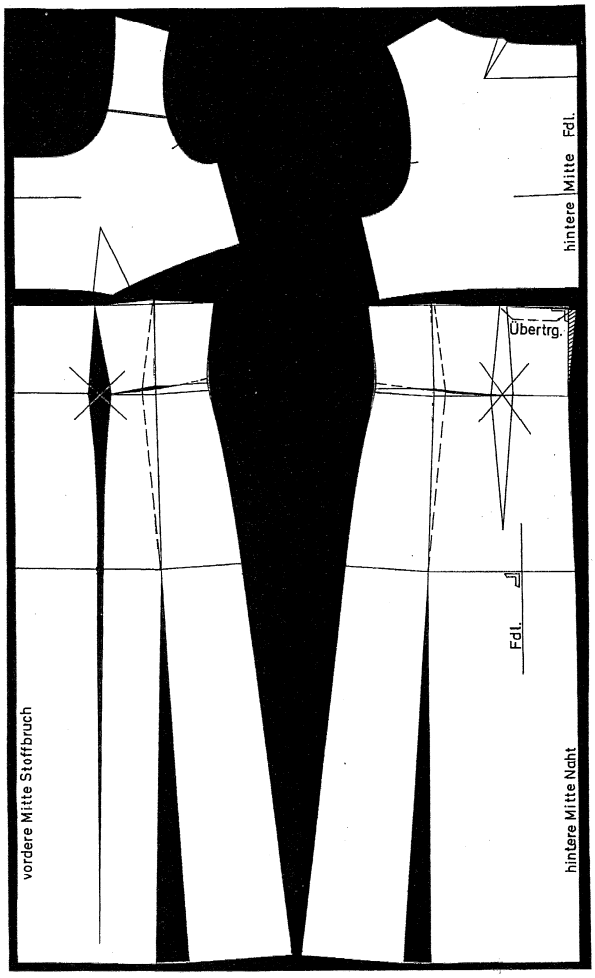
hintere Mitte Fdl.
Übertrg.
Fdl.
vordere Mitte Stoffbruch
hintere Mitte Naht

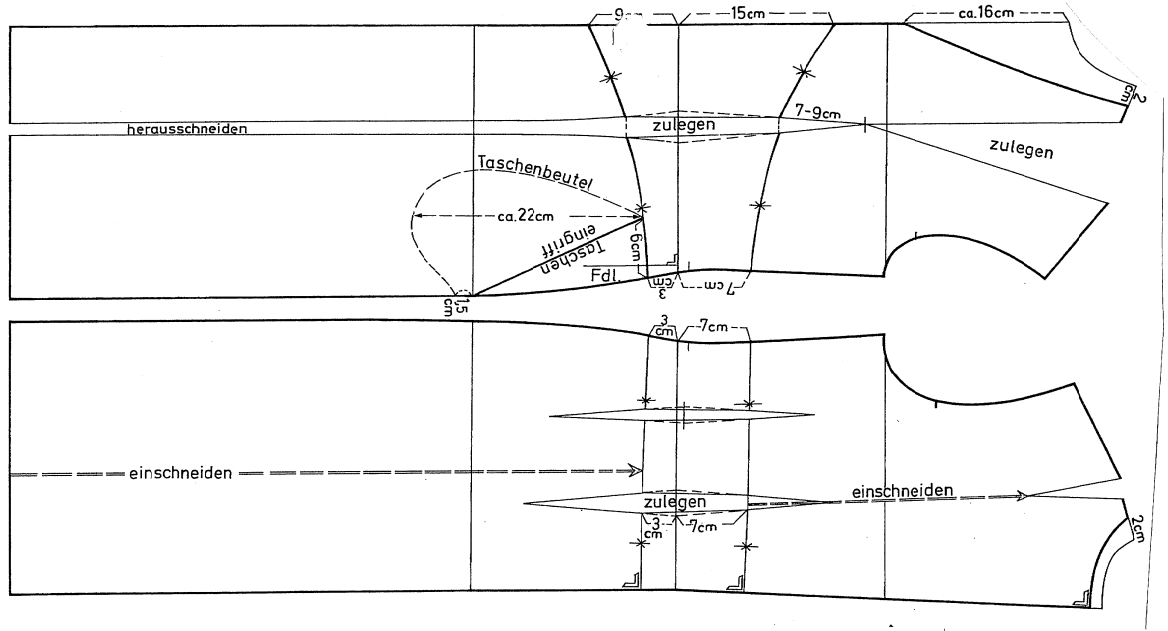
9
15cm
ca.16cm
2cm
herausschneiden
zulegen
7-9cm
zulegen
Taschenbeutel
ca.22cm
Taschen eingriff
6cm
Fdl.
3cm
7cm
1,5 cm
3cm
7cm
einschneiden
zulegen
einschneiden
3cm
7cm
2cm

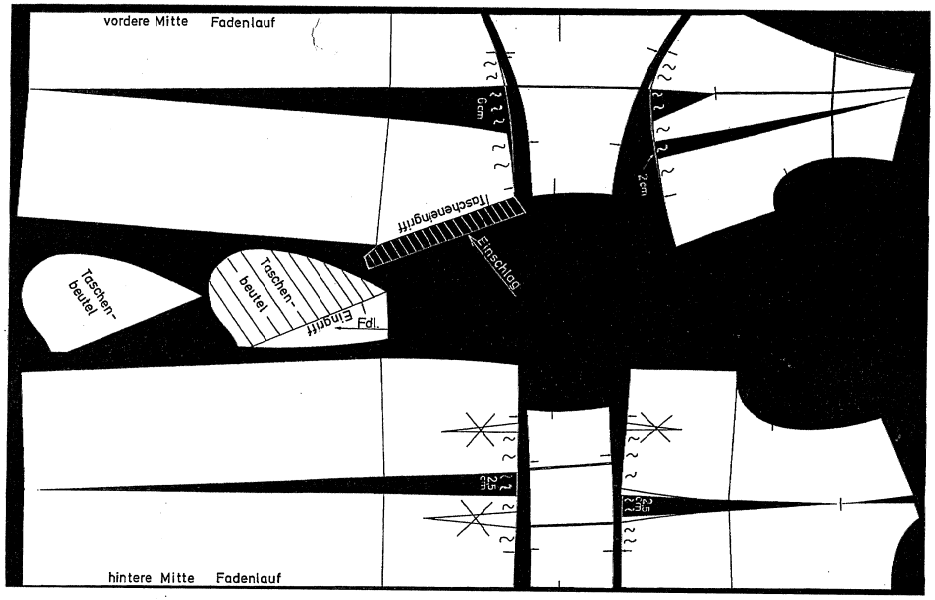
vordere Mitte Fadenlauf
6cm
2cm
Taschenengriff
Einschlag
Taschen-beutel
Taschen-beutel
Eingriff
Fdl.
2,5 cm
2,5 cm
hintere Mitte Fadenlauf

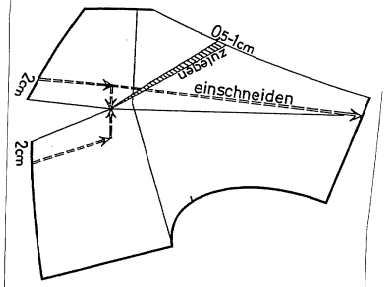
0,5-1cm
zulegen
einschneiden
2cm
2cm

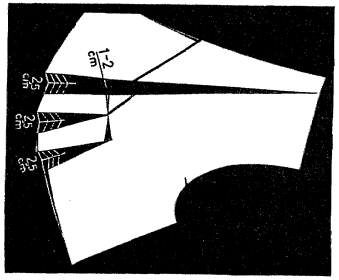
1-2 cm
2,5 cm
2,5 cm
2,5 cm

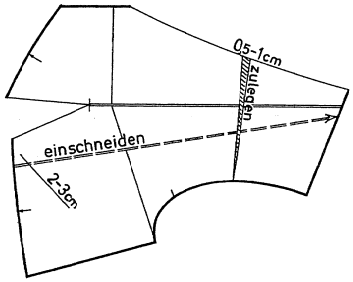
0,5-1cm
zulegen
einschneiden
2-3cm

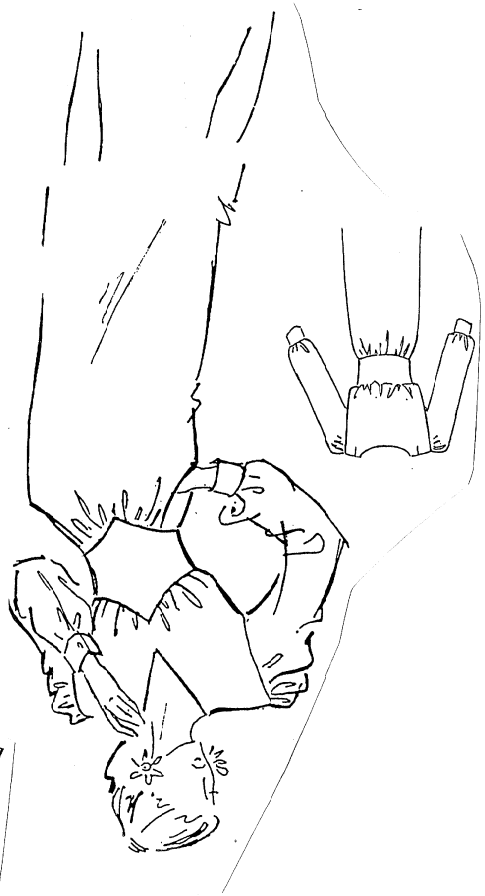



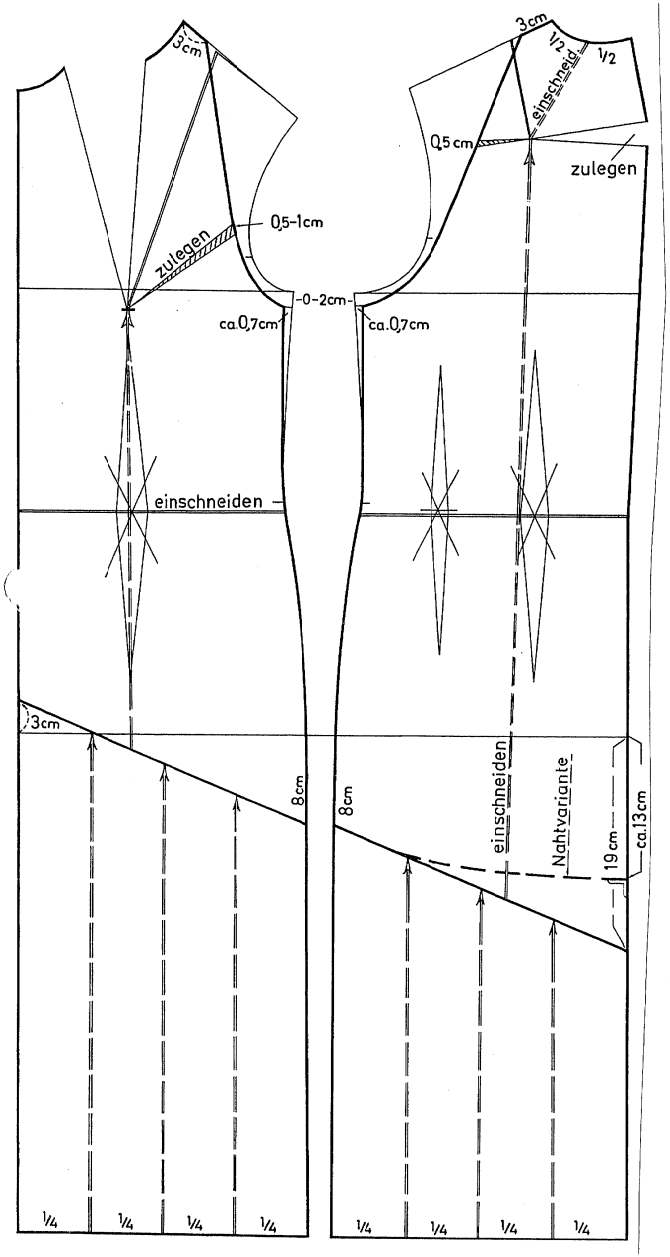
3cm
zulegen
0,5-1cm
0-2cm
ca.0,7cm
einschneiden
3cm
8cm
1/4
1/4
1/4
1/4
3cm
1/2
einschneiden
1/2
0,5cm
zulegen
ca.0,7cm
8cm
einschneiden
Nahtvariante
19cm
ca.13cm
1/4
1/4
1/4
1/4

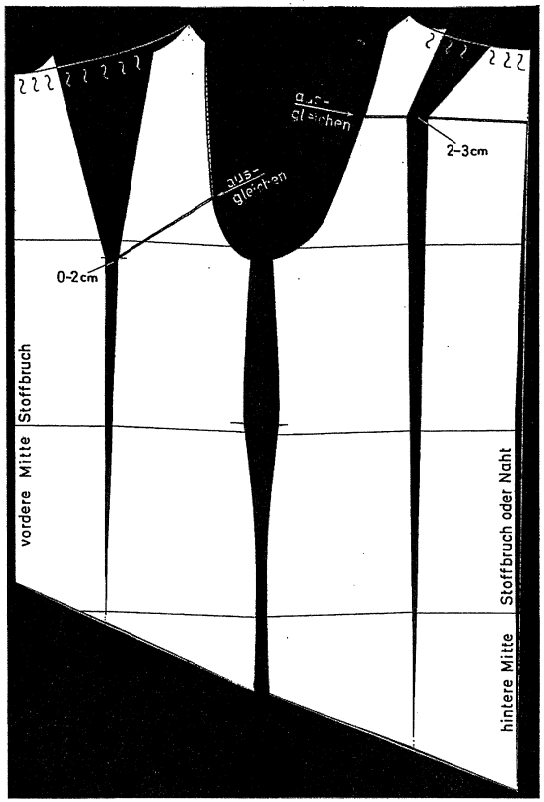
vordere Mitte
Stoffbruch
0-2cm
aus-
gleichen
aus-
gleichen
2-3cm
hintere Mitte
Stoffbruch oder Naht

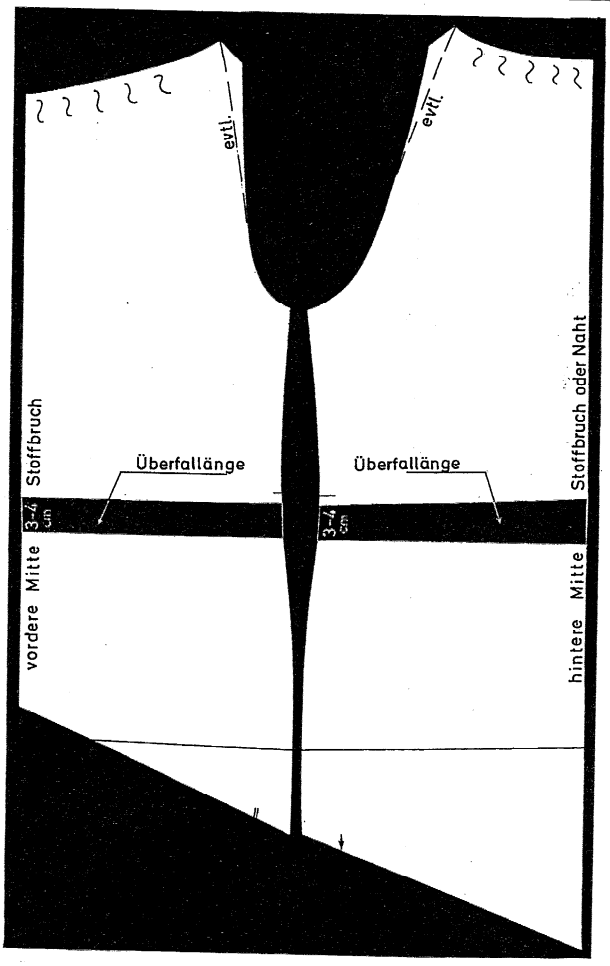
vordere Mitte
Stoffbruch
3-4 cm
Überfallänge
evtl.
3-4 cm
Überfallänge
evtl.
hintere Mitte
Stoffbruch oder Naht

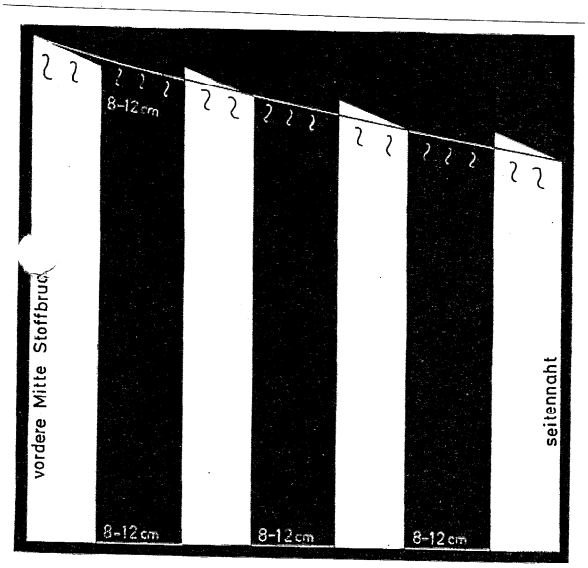
vordere Mitte Stoffbruch
8-12cm
8-12cm
8-12cm
8-12cm
seitennaht

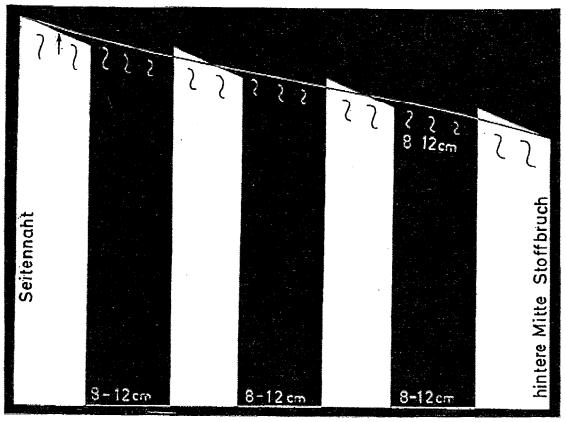
Seitennaht
8-12cm
8-12cm
8-12cm
8 12cm
hintere Mitte Stoffbruch



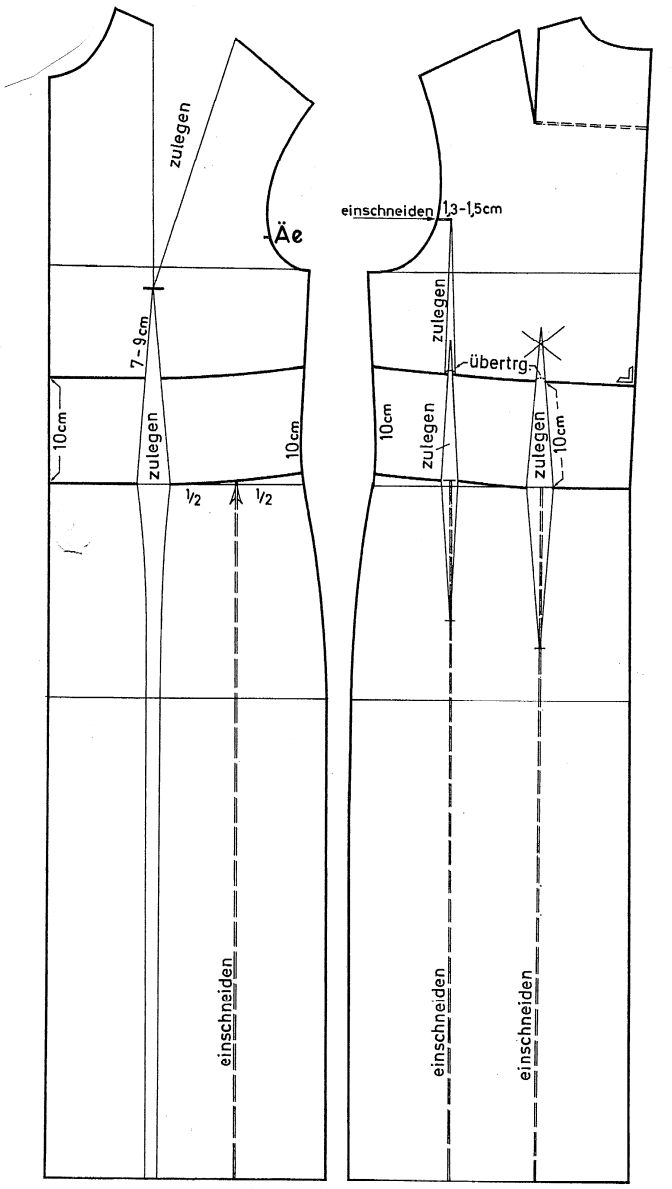
zulegen
Äe
7-9cm
10cm
zulegen
10cm
1/2
1/2
einschneiden
einschneiden 1,3-1,5cm
zulegen
übertrg.
10cm
zulegen
zulegen
10cm
einschneiden
einschneiden

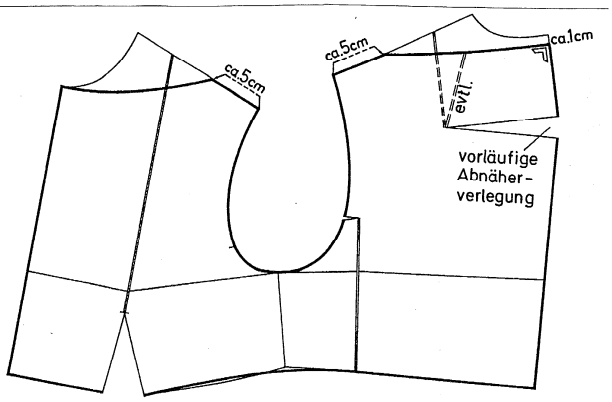
ca.5cm
ca.5cm
ca.1cm
evtl.
vorläufige
Abnäher-
verlegung

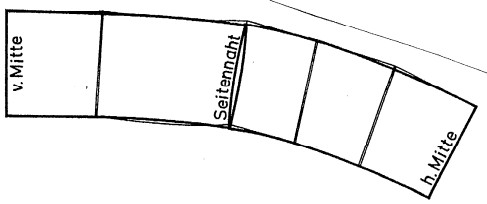
v. Mitte
Seitennaht
h. Mitte

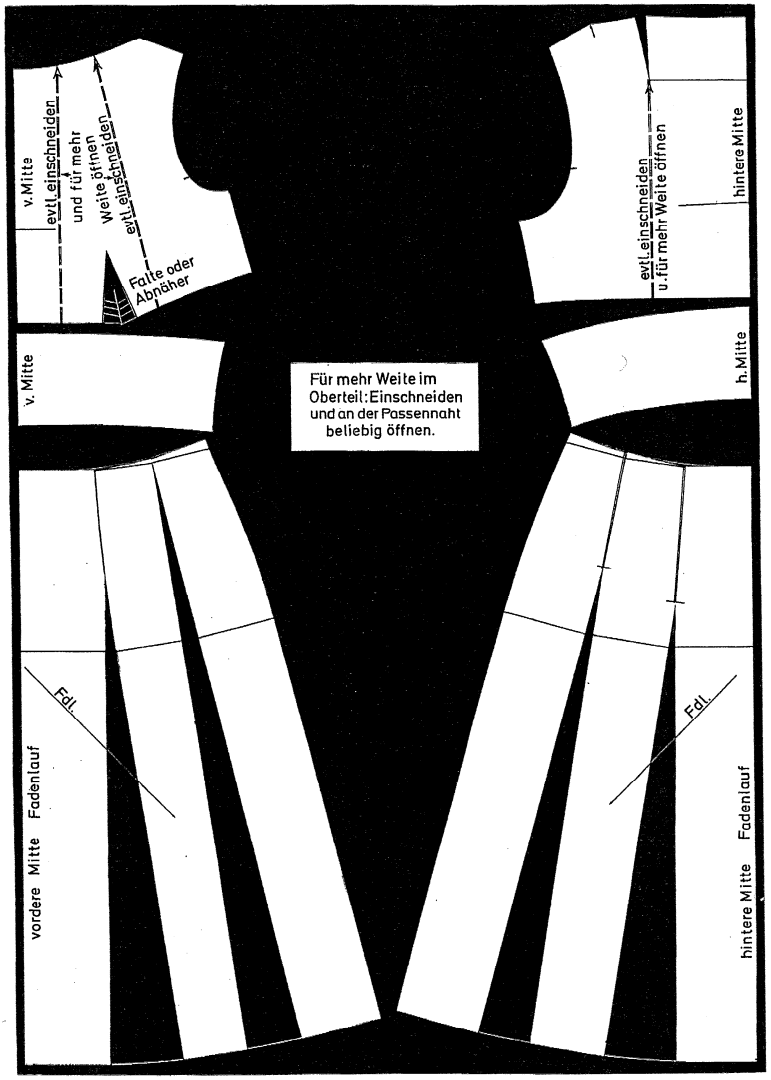
v. Mitte
evtl. einschneiden
und für mehr
Weite öffnen
evtl. einschneiden
Falte oder
Abnäher
v. Mitte
Für mehr Weite im
Oberteil: Einschneiden
und an der Passennaht
beliebig öffnen.
evtl. Einschneiden
u. für mehr Weite öffnen
hintere Mitte
h. Mitte
Fdl.
Fdl.
vordere Mitte Fadenlauf
hintere Mitte Fadenlauf

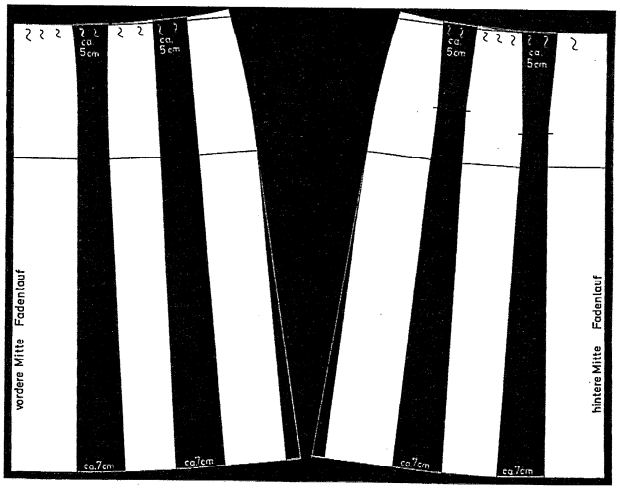
ca. 5cm
ca. 5cm
ca. 5cm
ca. 5cm
ca. 7cm
ca. 7cm
ca. 7cm
ca. 7cm
vordere Mitte Fadenlauf
hintere Mitte Fadenlauf



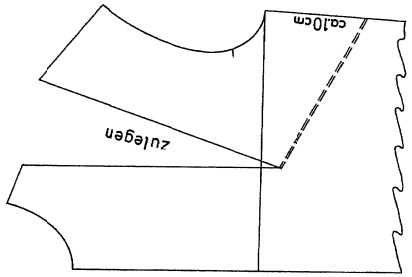
ca.10cm
zulegen

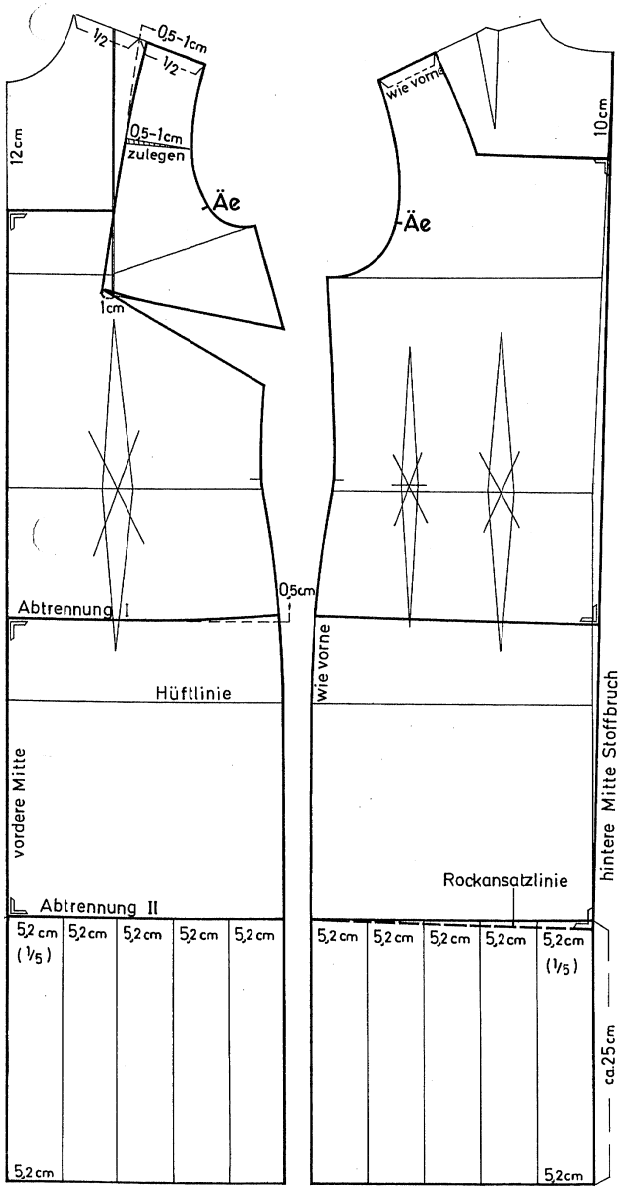
1/2
0,5-1cm
1/2
12cm
0,5-1cm
zulegen
Äe
1cm
Abtrennung I
0,5cm
Hüftlinie
vordere Mitte
Abtrennung II
5,2 cm (1/5)
5,2cm
5,2cm
5,2cm
5,2cm
5,2cm
wie vorne
10cm
Äe
wie vorne
Rockansatzlinie
hintere Mitte Stoffbruch
5,2cm
5,2cm
5,2cm
5,2cm
5,2cm (1/5)
5,2cm
ca.25cm

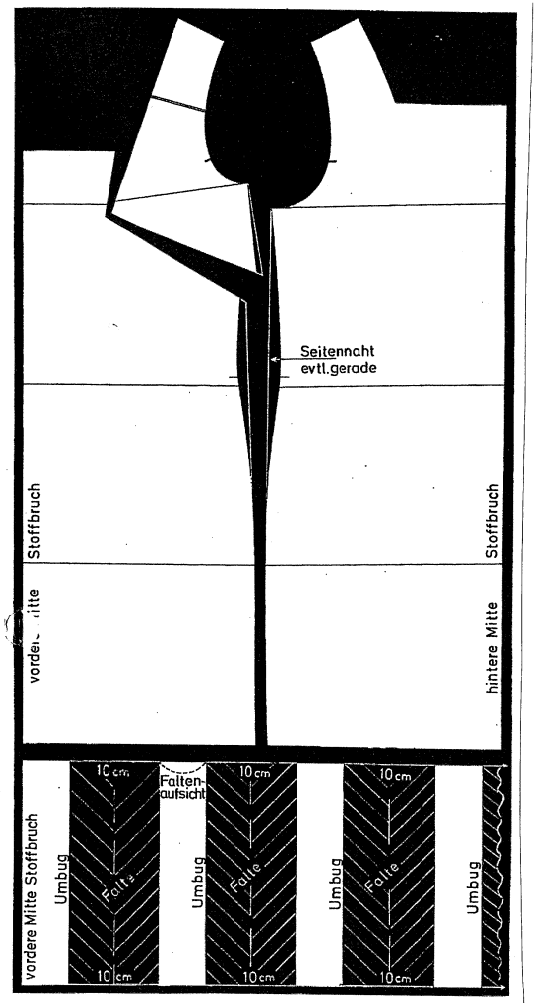
Seitennaht
evtl.gerade
Stoffbruch
Stoffbruch
vordere Mitte
hintere Mitte
vordere Mitte Stoffbruch
Umbug
Falte
10cm
10cm
Faltenaufsicht
Umbug
Falte
10cm
10cm
Umbug
Falte
10cm
10cm
Umbug

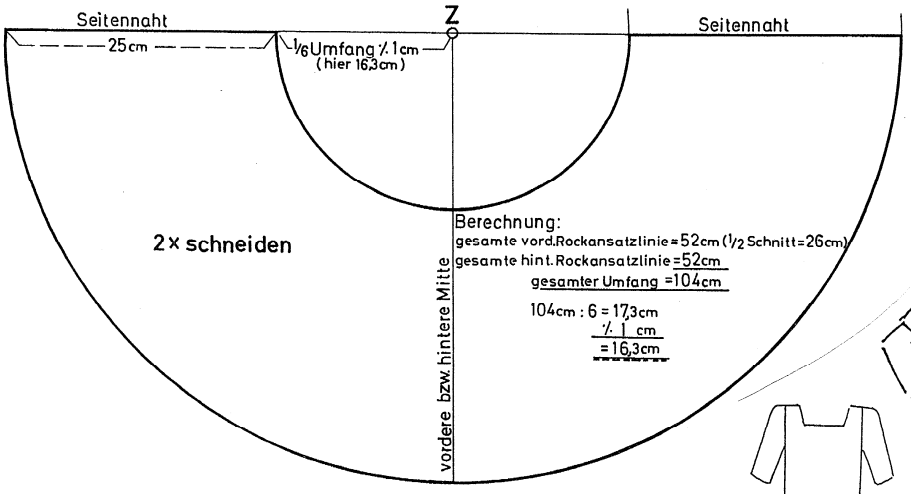
Seitennaht
Z
Seitennaht
25cm
1/6 Umfang ⁄ 1cm
(hier 16,3cm)
2 × schneiden
vordere bzw. hintere Mitte
Berechnung:
gesamte vord. Rockansatzlinie = 52cm (1/2 Schnitt = 26cm)
gesamte hint. Rockansatzlinie = 52cm
gesamter Umfang = 104cm
104cm : 6 = 17,3cm
⁄ 1 cm
= 16,3cm

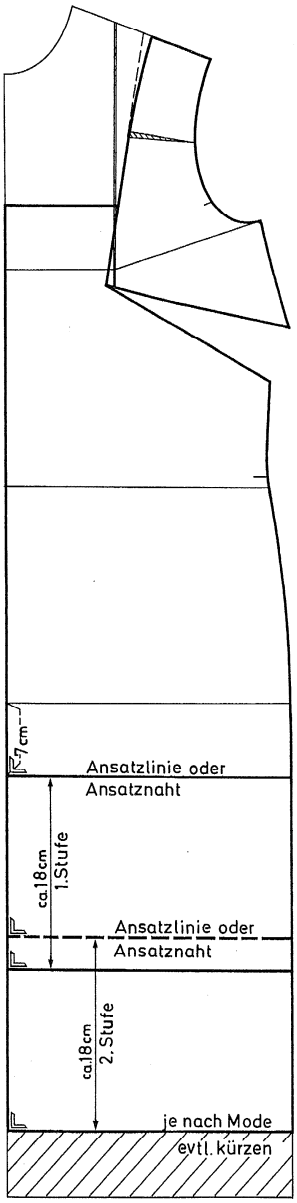
7cm
Ansatzlinie oder
Ansatznaht
ca.18cm
1.Stufe
Ansatzlinie oder
Ansatznaht
ca.18cm
2.Stufe
je nach Mode
evtl. kürzen

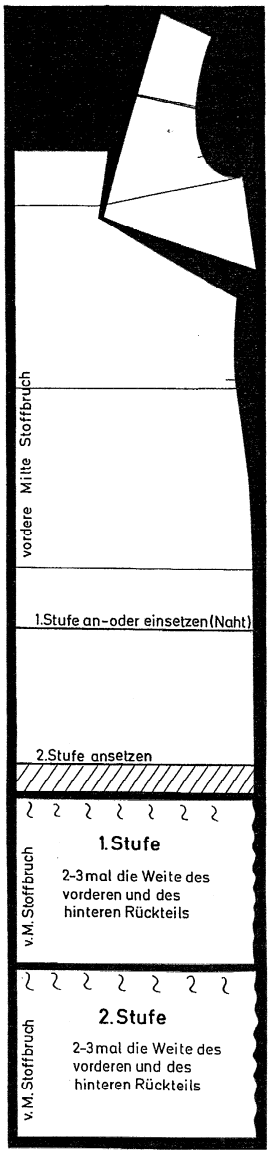
vordere Mitte Stoffbruch
1.Stufe an-oder einsetzen (Naht)
2.Stufe ansetzen
v.M. Stoffbruch
1.Stufe
2-3mal die Weite des vorderen und des hinteren Rückteils
v.M. Stoffbruch
2.Stufe
2-3mal die Weite des vorderen und des hinteren Rückteils