

MEC-E3001

pdp

**PRODUCT DEVELOPMENT
PROJECT**

A”

**Aalto University
Design Factory**

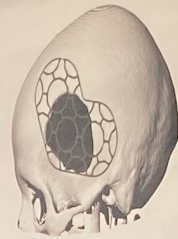
Modular design

The modules are designed to both provide a method to expand to six different directions while a snappoint is built into the shape itself, allowing for sturdy connections between the different modules. The concept consists of two main pieces, the Willow and the Iris, from which the rest pieces are based on. The names of the parts are based on flowers that they look like. The Willow has an external part that fits into an opening of the Iris, the circular shape of the parts ensures that the parts attach when fully pushed together.





Assembly system

The curved shape of the parts also make sure that the connection stays straight and not rotates around the joint.



“With a focus on revolutionizing emergency care, this project aims to develop a cranial implant that can help how neurosurgeons currently work.”



THE APPRENTICE

ONE CHAMPIONSHIP EDITION





PdP teams inauguration



STUDENTS PROFILES, PRIORITIES AND WISHES

No Team should have members
with fully conflicting priorities

Every team should have
candidates for PM and CDO



17 TEAM MASTERPLAN

- >30 volunteers for PM
- Observations on team mate wishes
- Fine tuning and trading – at the end of today's event -> **COME BACK!**

TEAM – first things to *do*

- Find your corner at DF
- Check who is present
- Set up online meeting (if needed)
- Roundtable introductions
- Define your (temporary) team channel

online ideas



- Everyone hears
- Everyone sees
- Everyone understands why I'm here
- Agenda and need
- Time difference

TEAM – second things to do

- Learn to know each other
- Check: no terrible mistake
- Check: calendars for success
- Check: economy training (24.9.)
- Talk: leadership (21.09. and 28.2. - 01.03.)





TEAM – next

- Talk about your interests as a team
- Develop your questions to sponsors
- How to test your interpretations
- Team excel sheet 19.09.2024
- Assignment of rights

TEAM – communication

- Email, phone...
- Zoom, Teams...
- Whatsapp, Telegram...
- Slack, Trello...
- Mural, Miro...
- Googledrive, Dropbox...



PdP TEAM mentality

- Imagine & talk: best possible start
- Team work, more than project
- Now, more than in the long run

PdP TEAM mentality

- Empathy
- Shared vision: why, what, how
- Various personalities; support
- Honesty, openness; trust
- Decision making




PM training 21.09.2024 Saturday at 10:00



Economy officer training 24.09. at 10:00-10:45

Lord Ganesha
and PDP





Many times **customers can't state the requirements explicitly.**

It is the job of the Product Developers to understand the requirements.

Ultimately, a new product **should satisfy the user.**

Listen

Ask

Repeat by own words



PdP TEAM meeting

- Why, what and how
- Who does what
- Documentation
- Respect time

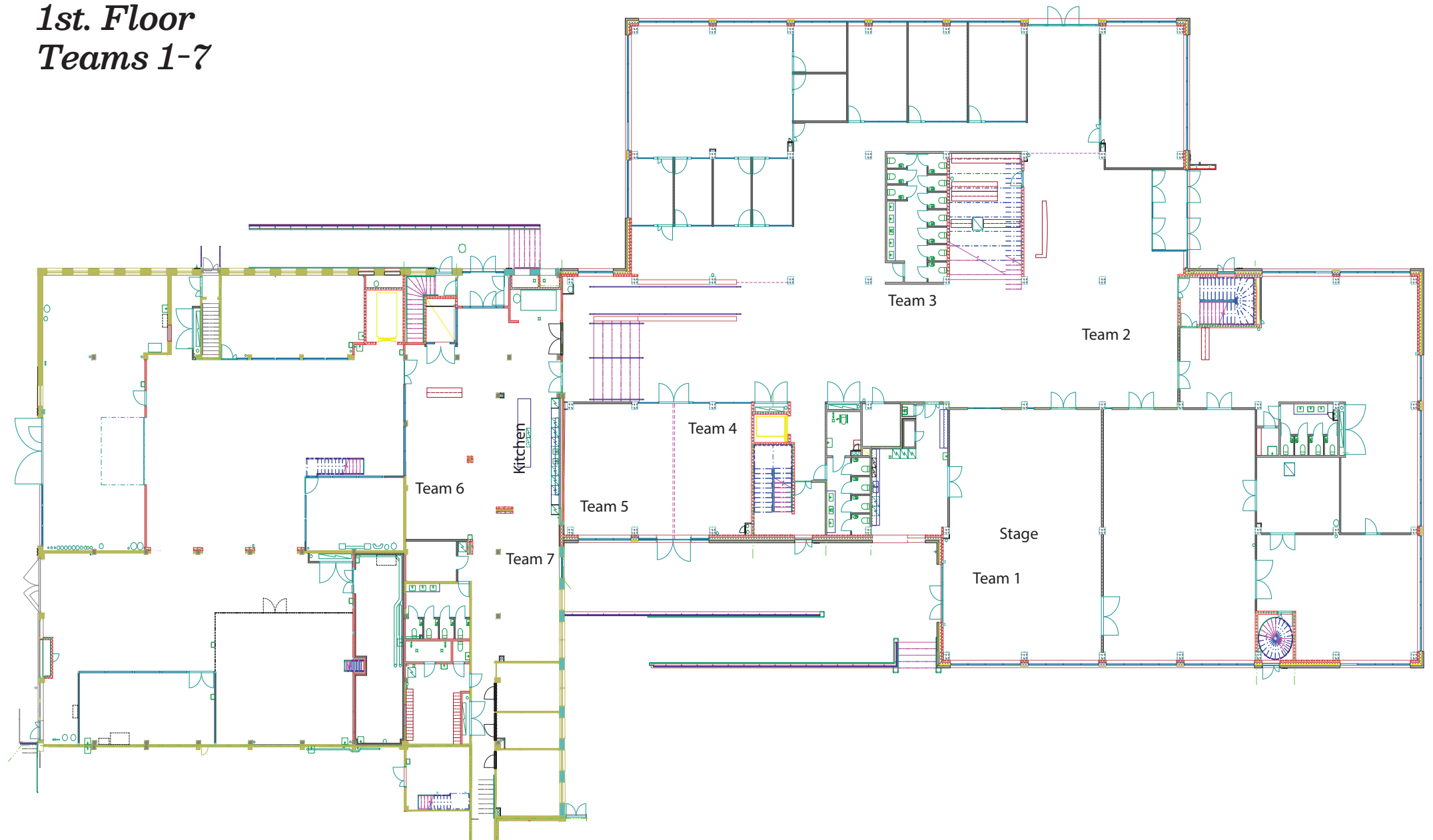
PdP TEAM guidelines

- We have rules & Goals
- Everyone has strengths
- We'll have fun
- We design for meetings
- We celebrate our results

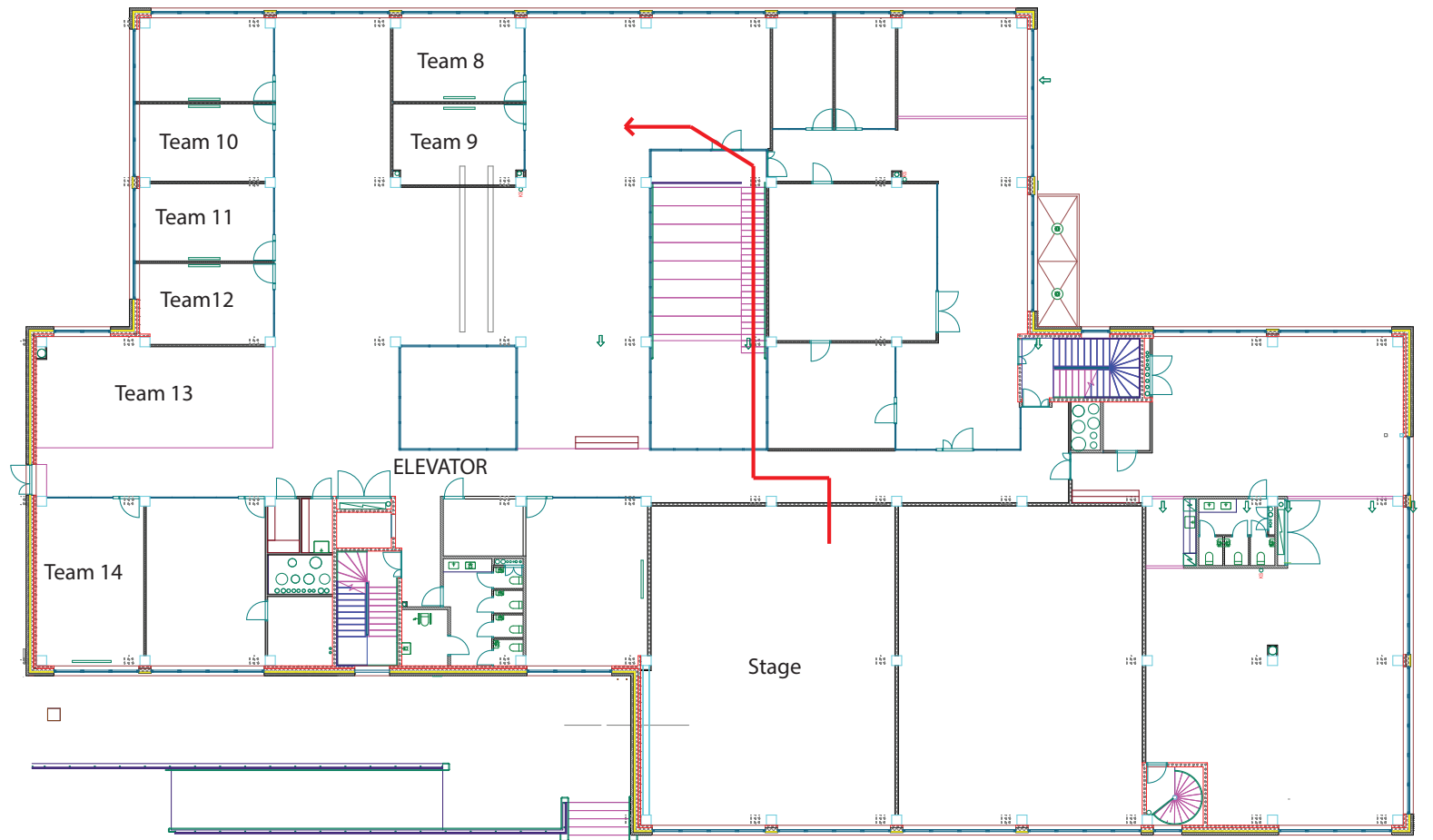
PdP on personal level

- I am open
- I respect others
- I'm trustworthy
- I'm active
- I support others and team

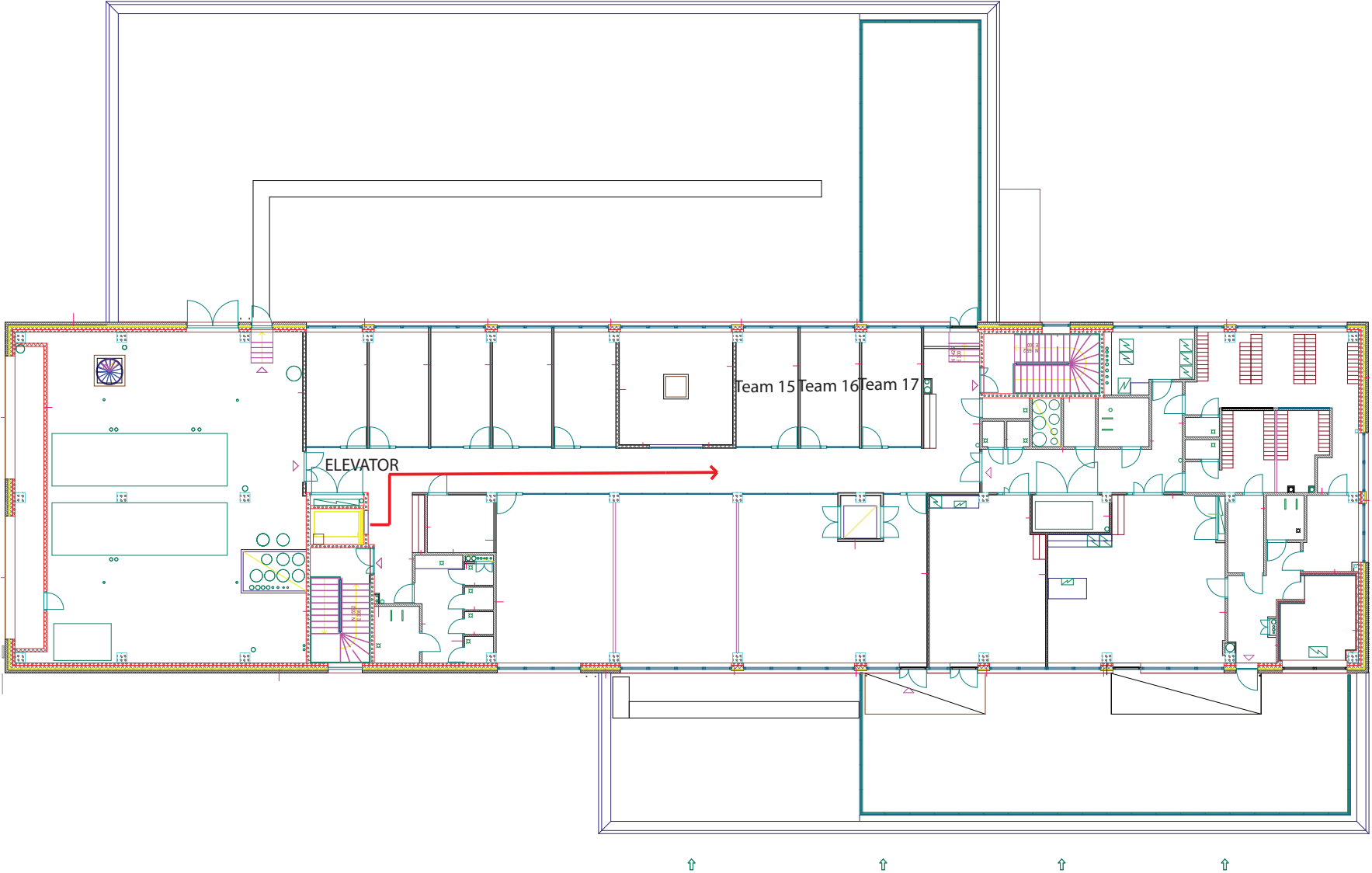
*1st. Floor
Teams 1-7*



2nd. Floor Teams 8-14



*3rd Floor
Teams 15-17*



Floor 3