

MS-E2112 Multivariate Statistical Analysis (5cr)

Lecture 10: Clustering

Pauliina Ilmonen

Clustering

Agglomerative Hierarchical Algorithms

Moving Centers Method

Words of Warning

References

Clustering

Agglomerative
Hierarchical
Algorithms

Moving Centers
Method

Words of Warning

References

Clustering

Agglomerative
Hierarchical
Algorithms

Moving Centers
Method

Words of Warning

References

Clustering

[Clustering](#)[Agglomerative
Hierarchical
Algorithms](#)[Moving Centers
Method](#)[Words of Warning](#)[References](#)

Let x_1, x_2, \dots, x_n be measurements of p variables on n objects that are believed to be **heterogeneous**. The aim in **cluster analysis** is to group these objects into k homogeneous classes. The number of classes, k , is also often unknown (but usually assumed to be a lot smaller than n).

In multisample problem one has m samples and the aim is to group the m samples into k homogeneous classes.

Clustering

Agglomerative
Hierarchical
Algorithms

Moving Centers
Method

Words of Warning

References

Clustering methods rely on two (separate) issues:

- The choice of a distance or dissimilarity measure between objects.
- The choice of a group building algorithm.

Cluster analysis is a difficult problem in a general framework.

An intuitively appealing approach:

1. Define all the possible partitions of the n p -variate data points into k classes, $k = 1, 2, \dots, n$.
2. For each obtained partition, compute the value of a chosen criterion.
3. Select the partition that optimizes the criterion.

Problem: The number of combinations that have to be computed (even when n is small) is huge! For example, for $n = 12$, the number of possible partitions is over 4 millions.

Clustering

Agglomerative
Hierarchical
Algorithms

Moving Centers
Method

Words of Warning

References

Agglomerative Hierarchical Algorithms

Agglomerative Hierarchical Algorithms

Pauliina Ilmonen

Clustering

Agglomerative
Hierarchical
Algorithms

Moving Centers
Method

Words of Warning

References

Agglomerative hierarchical algorithms are methods that start from n classes and go step by step to $n - 1, n - 2, \dots$ nested classes.

Agglomerative Hierarchical Algorithms

Pauliina Ilmonen

Clustering

Agglomerative
Hierarchical
Algorithms

Moving Centers
Method

Words of Warning

References

1. Start from the finest partition: n clusters, each containing one data point x_i
2. Calculate distances $d_{ij} = d(x_i, x_j)$, where d is an appropriate distance between individuals.
3. Find the minimal distance and group together the corresponding individuals.
4. Compute distances between obtained groups.
5. Find the minimal distance and group together the corresponding closest groups.
6. Repeat steps 4 and 5 until you have one single group.

How Many Clusters to Choose

Pauliina Ilmonen

Clustering

Agglomerative
Hierarchical
Algorithms

Moving Centers
Method

Words of Warning

References

In agglomerative hierarchical algorithms, the minimal value in step (3 and) 5 provides the so called **aggregation level** for each step. (In other words: the aggregation level is the distance between the clusters that were grouped.) The number of clusters is chosen based on the aggregation level. High level indicates grouping of heterogeneous clusters. Thus one can decide to "cut" at a desired level.

How to Measure the Distance Between Groups

There are several ways to measure the distance between groups:

- The minimum distance:

$$d(A, B) = \min_{x_i \in A, x_j \in B} d(x_i, x_j).$$

- The maximum distance:

$$d(A, B) = \max_{x_i \in A, x_j \in B} d(x_i, x_j).$$

- The average distance:

$$d(A, B) = \frac{1}{n_A n_B} \sum_{x_i \in A} \sum_{x_j \in B} d(x_i, x_j).$$

The Distance Between Groups

Pauliina Ilmonen

Clustering

Agglomerative
Hierarchical
Algorithms

Moving Centers
Method

Words of Warning

References

Minimum distance is simple, but the problem is that quite different groups could be clustered together just for having two close elements (chaining). This approach is still very often used in practice. Also in maximum distance, the problem is that the decision is based on single points. If one wishes to avoid these problems, the average distance provides a safer choice.

How to Choose the Distance, Quantitative Variables

Pauliina Ilmonen

Clustering

Agglomerative
Hierarchical
Algorithms

Moving Centers
Method

Words of Warning

References

With quantitative data, the euclidian distance

$$d^2(x_i, x_j) = (x_i - x_j)^T (x_i - x_j)$$

is the standard choice.

How to Choose the Distance, Quantitative Variables

Pauliina Ilmonen

Clustering

Agglomerative
Hierarchical
Algorithms

Moving Centers
Method

Words of Warning

References

Also principal component metric is quite popular choice. Then

$$d^2(x_i, x_j) = (x_i - x_j)^T D^{-1} (x_i - x_j),$$

where $D = \text{diag}(s_1^2, \dots, s_p^2)$ and s_t^2 is the variance of the t th component of x .

How to Choose the Distance, Quantitative Variables

Pauliina Ilmonen

Clustering

Agglomerative
Hierarchical
Algorithms

Moving Centers
Method

Words of Warning

References

There are plenty of other choices: Manhattan distance, Maximum distance, ...

How to Choose the Distance, Qualitative Variables

Pauliina Ilmonen

Clustering

Agglomerative
Hierarchical
Algorithms

Moving Centers
Method

Words of Warning

References

With qualitative data, if one wishes to perform a cluster analysis of the row profiles of a contingency table, the standard choice is chi-square distances between the row profiles (as in MCA).

How to Choose the Distance

Pauliina Ilmonen

Clustering

Agglomerative
Hierarchical
Algorithms

Moving Centers
Method

Words of Warning

References

Also context related distances can be used. For example, if one of the variables is considered being more important than the other variables, then one can put more weight on that.

Clustering

Agglomerative
Hierarchical
Algorithms

Moving Centers
Method

Words of Warning

References

Agglomerative hierarchical clustering algorithms are "bottom up" methods. One may also start from one cluster and split step by step. These "top down" methods are called divisive hierarchical clustering algorithms.

Agglomerative Hierarchical Clustering, Example

Pauliina Ilmonen

Clustering

Agglomerative
Hierarchical
Algorithms

Moving Centers
Method

Words of Warning

References

The data consists of the education enrolment rate of 20–29-year-olds in the OECD countries (where data was available) and a crime index based on the UN homicide and robbery rates. Agglomerative hierarchical clustering was applied to the data set. The metric used was Euclidean distance and linkage criteria was the average linkage.

Agglomerative Hierarchical Clustering, Example

Pauliina Ilmonen

Clustering

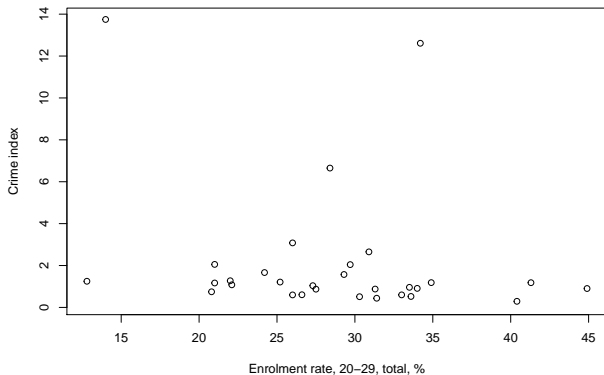
Agglomerative
Hierarchical
Algorithms

Moving Centers
Method

Words of Warning

References

Scatter plot of the data:



Agglomerative Hierarchical Clustering, Example Continues

Pauliina Ilmonen

Clustering

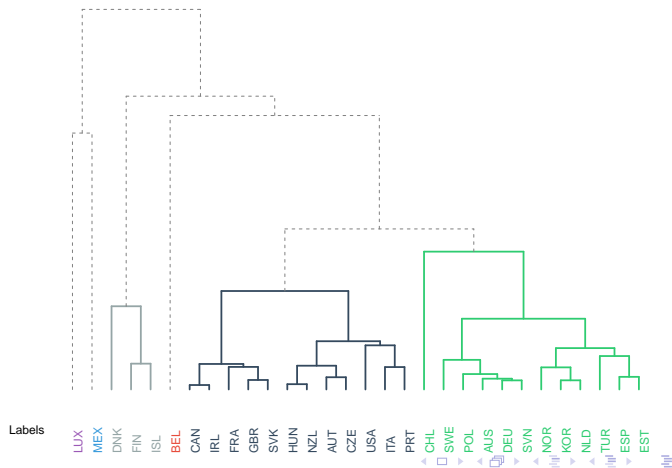
Agglomerative
Hierarchical
Algorithms

Moving Centers
Method

Words of Warning

References

The results of the cluster analysis presented as a classification tree:



Agglomerative Hierarchical Clustering, Example Continues

Pauliina Ilmonen

Clustering

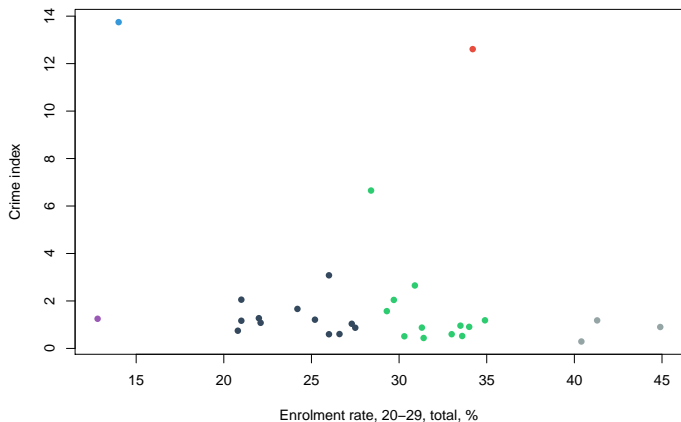
Agglomerative
Hierarchical
Algorithms

Moving Centers
Method

Words of Warning

References

Scatter plot using the cluster colours from the previous slide.



Nonhierarchical Clustering Methods

Pauliina Ilmonen

Clustering

Agglomerative
Hierarchical
Algorithms

Moving Centers
Method

Words of Warning

References

Agglomerative hierarchical clustering algorithms and divisive hierarchical clustering algorithms are popular, but there exists several other clustering methods. The use of nonhierarchical clustering methods usually requires knowledge of the number of clusters.

Clustering

Agglomerative
Hierarchical
Algorithms

Moving Centers
Method

Words of Warning

References

Moving Centers Method

Moving Centers Method (k -means clustering)

Pauliina Ilmonen

Clustering

Agglomerative
Hierarchical
Algorithms

Moving Centers
Method

Words of Warning

References

Moving centers clustering method is based on calculating distances from "centers". The method requires knowing the number of clusters k .

Moving Centers Method (k -means clustering)

Pauliina Ilmonen

Clustering

Agglomerative
Hierarchical
Algorithms

Moving Centers
Method

Words of Warning

References

1. Choose randomly k data points c_1, \dots, c_k out of x_1, \dots, x_n .
2. Define k sets A_1, \dots, A_k such that
$$A_t = \{x_i \mid d(x_i, c_t) \leq d(x_i, c_j), \text{ for } j \neq t\}.$$
3. Calculate new centers c_1, \dots, c_k (for example sample means) of the sets A_1, \dots, A_k .
4. Repeat steps 2 and 3 until convergence.

Clustering

Agglomerative
Hierarchical
Algorithms

Moving Centers
Method

Words of Warning

References

As when applying hierarchical clustering, also when applying moving centers clustering, one has to consider the context and decide what distance is (the most) appropriate. One also has to decide how to define the "center." Usually sample mean is used, but other location estimates can be used as well.

Moving Centers Method, Problems and Solutions

Pauliina Ilmonen

Clustering

Agglomerative
Hierarchical
Algorithms

Moving Centers
Method

Words of Warning

References

- Problem: Possible empty clusters in step 2. Solution: Choose one new center randomly.
- Problem: The algorithm always converges, but sometimes to a local optimum and sometimes very slowly. Solution: Choose the initial points wisely.

Moving Centers Method, Choosing the Initial Points Wisely

Pauliina Ilmonen

Clustering

Agglomerative
Hierarchical
Algorithms

Moving Centers
Method

Words of Warning

References

k-means+++ initialization

Clustering

Agglomerative
Hierarchical
Algorithms

Moving Centers
Method

Words of Warning

References

Words of Warning

- Optimal clustering methods are computationally very very heavy — in general not doable using standard computers and software.
- Different clustering methods can produce different solutions.
- The chosen distances, and methods to calculate distances between sets, may have an effect on the outcome.

Clustering

Agglomerative
Hierarchical
Algorithms

Moving Centers
Method

Words of Warning

References

Next week we will talk about some very recently developed multivariate methods.

Clustering

Agglomerative
Hierarchical
Algorithms

Moving Centers
Method

Words of Warning

References

References


Clustering

Agglomerative
Hierarchical
Algorithms

Moving Centers
Method

Words of Warning

References

 K. V. Mardia, J. T. Kent, J. M. Bibby, *Multivariate Analysis*, Academic Press, London, 2003 (reprint of 1979).


Clustering

Agglomerative
Hierarchical
Algorithms

Moving Centers
Method

Words of Warning

References

-  R. V. Hogg, J. W. McKean, A. T. Craig, Introduction to Mathematical Statistics, Pearson Education, Upper Sadle River, 2005.
-  R. A. Horn, C. R. Johnson, Matrix Analysis, Cambridge University Press, New York, 1985.
-  R. A. Horn, C. R. Johnson, Topics in Matrix Analysis, Cambridge University Press, New York, 1991.

Clustering

Agglomerative
Hierarchical
Algorithms

Moving Centers
Method

Words of Warning

References

 L. Simar, An Introduction to Multivariate Data Analysis,
Université Catholique de Louvain Press, 2008.